

## まえがき

1. このパーツリストは販売対象部品を収録しています。
2. このパーツリストは原則として装置別に分類して作成しています。
3. このパーツリストには、イラストインデックス、およびブロックインデックスが掲載しており、探す部品がどこに収録されているか一見してわかるようになっています。
4. このパーツリストの記載内容は予告なく変更することがありますのでご了承ください。
5. 車両の整備には「ニチユ純正部品」をご使用ください。

## Introduction

1. This parts list contains the names of parts available for sale.
2. The list is basically arranged according to equipment unit.
3. The list includes an Illustration Index and Block Index, which allow the user to quickly find the part being searched for.
4. The content included in the parts list may be changed without notice.
5. Use genuine Nichiyu parts with the vehicle.

## 目次 /Contents

パーツリストの使い方	A1
車体型式のしらべ方	A1
イラストの見方	A2
リストの見方	A3
車両の前・後・左・右の表示について	A4
略語の説明 /Abbreviations	A5
How to Use the Parts List	A6
How to Find the Vehicle Model	A6
Example Illustration	A7
Example List	A8
Vehicle Forward, Backward, Left-hand, and Right-hand	A9
Block Index	B1
イラスト・リスト本文 Illustration/List Text	1
Parts Index	P1

## パーツリストの使い方



1. 車体銘板(ネームプレート)より、**車体型式**と**車体番号**(シリアル番号)を確認してください。  
(車体銘板の確認方法は「車体型式のしらべ方」を参照してください。)



2. イラストインデックス、またはブロックインデックスを見て、探している部品がイラスト・リスト本文のどの項目 (Fig.No.) に記載されているか確認してください。
3. イラスト・リスト本文から、探している部品の**部品番号**を読みとってください。  
注) 探しあてた部品番号が複数あるときは、機種仕様、および車体番号より該当部品を選んでください。



4. ご注文の際は、部品番号、部品名称と必要数を確認し、規定方法にて発注してください。

## 車体型式のしらべ方

### ■車体銘板 (ネームプレート) からのしらべ方

車体型式		日本輸送機株式会社		荷重曲線	
車体型式を示します	→			許容荷重 kg	mm
車体番号を示します	→	最大荷重	kg / mm		
		車体番号 No.			
		車両重量	kg		
		電圧	V		
		24700-14283			

### ■車体番号 (シリアル番号) について

FB-75 は次の車体番号から適用します。

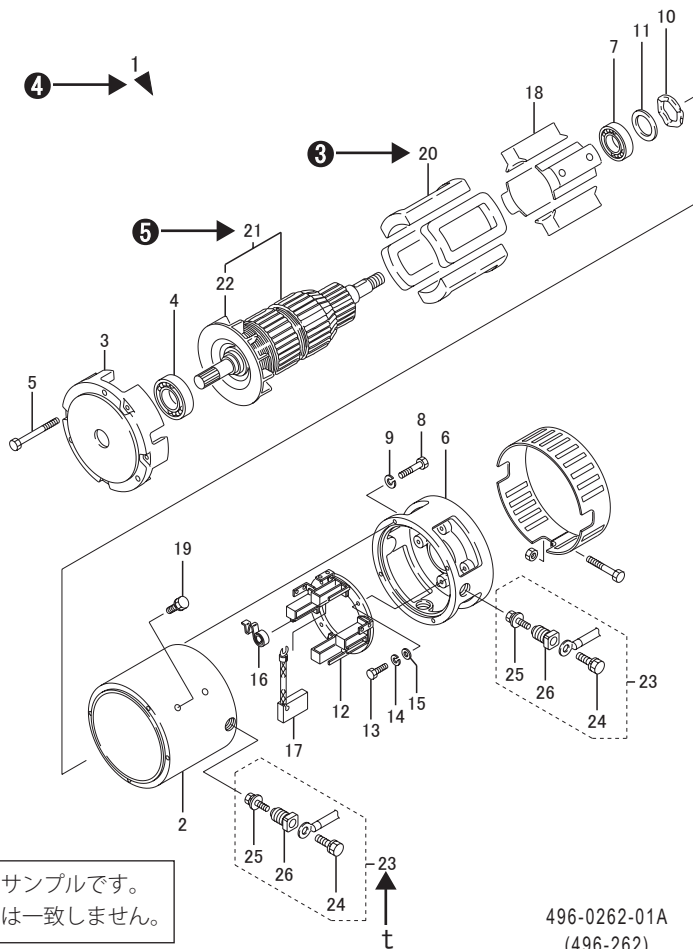
FB20P/25P/28P-75 ..... 241AC1859

FB30P-75 ..... 251AC0182

└─> 機種コードを示します

# イラストの見方

①  
↓  
Fig.4071 TRACTION MOTOR  
②  
↓



説明用サンプルです。  
現物とは一致しません。

496-0262-01A  
(496-262)  
↑  
イラスト管理番号

-77-  
↑  
ページ

## ①項目番号

## ②項目名称

車両を装置別に分類し、各イラスト・リストに番号と名称を表示しています。

## ③指示番号

イラストとリストを結びつける役目をします。

## ④アセンブリ表示

部品の親(アセンブリ)、子(構成部品)の関係を表現するもので、指示番号に◀マークが付いている場合、該当項目内のすべての部品を構成部品として含みます。

例) 指示番号“1”Motor ass'y は指示番号“2～26”の部品を含みます。

注) アセンブリが複数の項目にまたがる場合、リスト下部の Note : に必要情報を記載します。

## ⑤コンプリート表示

部品の親(コンプリート)、子(構成部品)の関係を表現するもので、イラスト上でのみ表示しています。

この場合の構成部品はアセンブリの孫部品となります。

例) 指示番号“21”Armature comp. は“22”Fan と Armature (単品販売しない) を含みます。

# リストの見方

No.	Parts No.	Parts Name	Fig.4071 TRACTION MOTOR						i/aRemarks
			(A)	(B)	(C)	(D)	(E)	(F)	
1	24110-01941	Motor ass'y	1	1	1				DT-2. 3FC-2000
	24110-01990	Motor ass'y	1	1	1				DT-2. 3FCD-2000
2	24110-03090	Yoke	1	1	1				
3	24110-10201	Cover (D), end	1	1	1				
4	0405-62062	Beaing, radial ball	1	1	1				
5	0010-06045	Bolt	4	4	4				
6	0000-70006	Washer, lock	4	4	4				
7	24110-13220	Cover (C), end	1	1	1				
8	0405-62052	Beaing, radial ball	1	1	1				
9	0010-06025	Bolt	4	4	4				
10	0000-70006	Washer, lock	4	4	4				
11	31040-00900	Washer, wave	1	1	1				
12	24176-85060	Washer	1	1	1				
13	6172-28161	Holder sub comp., brush	1	1	1				
14	0016-06016	Bolt, w/washers	4	4	4				
15	6172-65032	Spring	4	4	4				
16	6172-70131	Brush	4	4	4				
17	6110-20210	Core comp., brush	4	4	4				
18	0017-08025	Bolt, w/washers	8	8	8				
19	24110-35330	Coil comp., field	1	1	1				
20	24110-40250	Armature comp.	1	1	1				
21	6110-45000	Spacer	1	1	1				
22	24110-62060	Fan	1	1	1				
23	6170-50120	Terminal comp.	4	4	4				
24	0017-08020	Bolt, w/washer	4	4	4				
25	0016-06014	Bolt, w/washers	4	4	4				
26	0000-72008	Washer, plain	4	4	4				

Note :

-2-

1996.12

Note :

8

-77-

ページ

説明用サンプルです。  
現物とは一致しません。

1996.09

発行年月

## ①指示番号

イラストとリストを結びつける役目をします。

## ②部品番号

ご注文の際はこの部品番号をご連絡ください。

注) アセンブリ、コンプリート、仕様、または部品の新旧に注意してください。

## ③部品名称

部品の名称を示します。

表示のしかたは呼び名が先で、次に取付位置などを示す補足説明を記載しています。

例) Bumper, frame  
呼び名 補足語

## ④型式

適用する車体型式を記載しています。

## ⑤数量

●この欄に示されている数量は、アセンブリ/装置あたりに使用されている数量で、車両1台分の使用数量ではありません。また、その部品を適宜使用する場合(例えば"シム"等)は「AR」で表示してあります。

●(A)～(F)は④の型式と対応しています。

## ⑥ 互換性 / シリアル番号

部品に変更が発生した場合、変更情報を次のように表わします。

Fig. 1300 STEERING

(A)=FBR9 (D)=FBR14  
(B)=FBR10 (E)=FBR15  
(C)=FBR13 (F)=FBR18

No.	Parts No.	Parts Name	(A)	(B)	(C)	(D)	(E)	(F)	i/aRemarks
1	14300-46470	Wheel ass'y, steering	1	1	1	1	1	1	.
2	0000-72008	Washer, plain	1	1	1	1	1	1	
9	14300-13082	Shaft (1), steering	1	1	1	1	1	1	
9-1	14300-13083	Shaft (1), steering	1	1	1	1	1	1	↑
		(A=121AB0236-) (B=121AB0236-) (C=121AB0236-) (D=131AB0322-) (E=131AB0322-) (F=131AB0322-)							
9-2	14300-13084	Shaft (1), steering	1	1	1				x
		(A=121AB0357-) (B=121AB0357-) (C=121AB0357-)							
10	0405-60046	Bearing, radial ball			2	2			
		(B=-124AB0021) (C=-124AB0021)							

① ↑ (Part 10)  
② ↑ (Part 9-2)  
③ ↑ (Part 9-1)

① 上段の部品から下段の部品へ変更したことを示します。

② 互換性記号

a b ←	aおよびbともに互換性あり。
a b →	矢印の方向にのみ互換性あり。 すなわち aの代わりに bを供給することが可能。
a b ←	矢印の方向にのみ互換性あり。 すなわち bの代わりに aを供給することが可能。
x	互換性および代替性なし。

③ 部品変更が発生した車体番号 (シリアル番号) を表わします。  
ハイフンの右側の数字が終了号機を、左側の数字が開始号機を示します。

注) 機種コードについては部品変更が発生した場合のみ⑧特記事項に明記します。

## ⑦ 備考

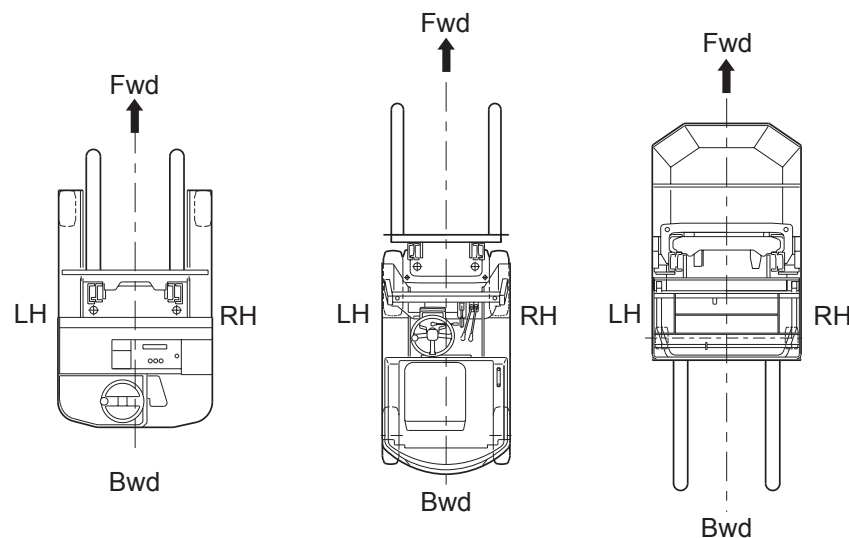
④の適用型式の表現だけでは部品の区別が不十分な場合、仕様、揚高、部品の特性などの情報 (略語、数値など) を記載します。

## ⑧ 特記事項

部品変更発生時の機種コードや「イラストの見方」の④“アセンブリ表示”、またはその他必要情報などを記載します。

## 車両の前・後・左・右の表示について

LH,RH は運転席より車両前方を見て左・右側を表します。




# 略語の説明 / Abbreviations

FIG.(fig)	: Figure	図
Cf.	: Confer	注意, 参照
Ass'y	: Assmby	構成品
Comp.	: Complete	構成品
	: Number	番号
w/	: With ~	~を含む
w.o/	: Without ~	~を含まない
MLH	: Maximum lifting height	最大揚高
MH	: Mast height	マスト高さ
L	: Length	長さ
h	: Height	高さ
w	: Width	幅
t	: Thickness	厚さ
LH	: Left hand side (seeing from driver's position forward)	左側 (運転席より前方を見て)
RH	: Right hand side (seeing from driver's position forward)	右側 (運転席より前方を見て)
Fwd	: Forward	前進, 前方へ
Bwd	: Backward	後進, 後方へ
Std	: Standard specification	標準仕様
Opt	: Optional parts	選択部品 (標準仕様未装備)
HP	: High pressure	高圧
LP	: Low pressure	低圧
St	: Single tire	シングルタイヤ
Wt	: Double tire [Dual tire]	ダブルタイヤ
Pst	: Pneumatic tire (single)	ニューマチックタイヤ (単輪)
Pwt	: Pneumatic tire (double)	ニューマチックタイヤ (複輪)
Pnst	: Pneumatic type no-puncture tire (single)	ニューマチック型クッションタイヤ (単輪)
Pnwt	: Pneumatic type no-puncture tire (double)	ニューマチック型クッションタイヤ (複輪)
Ct	: Cushion tire	クッションタイヤ
Rt	: Solid tire (rubber)	ソリッドタイヤ (ゴム)
Ut	: Solid tire (urethane)	ソリッドタイヤ (ウレタン)
Mt	: Solid tire (meshed urethane)	ソリッドタイヤ (ネットイリウレタン)
Lt	: Lug tire	ラグタイヤ
ULt	: Urethane lug tire	ウレタンラグタイヤ
SULt	: Soft Urethane lug tire	ソフトウレタンラグタイヤ
WHt	: White tire	ホワイトタイヤ

WUt	: White Urethane tire	ホワイトウレタンタイヤ
GNt	: Green tire	グリーンタイヤ
CS	: Cold storage specification, - 35°C or - 31 ° F (Factory Installed)	冷蔵庫仕様: - 35°C
FCS	: Ultra-cold storage specification, - 45°C to - 55°C [ - 49 ° F to - 67 ° F]	フル冷蔵仕様: - 45°C ~ - 55°C
Dom	: Domestic specification	国内仕様
Exp	: Export specification	輸出仕様
EEC	: EEC specification	ヨーロッパ向仕様
U(EEC)	: Ultra-high performance for EEC	ヨーロッパ向仕様高速仕様
PS	: Power steering	パワーステアリング
EPS	: Electric power steering	電気式パワーステアリング
MS	: Manual steering	マニュアルステアリング
Sm	: Simplex mast	一連二段マスト
Pm	: Simplex mast (high visibility type)	一連二段マスト (良視界型)
Dm	: Duplex mast	フルフリーマスト
Fm	: Duplex mast (high visibility type)	フルフリーマスト (良視界型)
Mm	: Triplex mast (high visibility type)	一連三段マスト (良視界フルフリー型)
UC	: SCR control (UNICON)	SCR コントロール (ユニコン)
SICOS	: Super intelligent control system	マイコン式コントロール
TC	: Transistor control	トランジスタコントロール
S	: Resistance control (Cotactor control)	抵抗式制御
BC	: Built-in charger	搭載式充電器
SC	: Stationary charger	定置式充電器
U	: Ultra-high performance	高性能
UG	: Ultra-high gradeability	登坂仕様, 高速仕様
D	: Dust resistant	防塵仕様
DP	: Damp resistant	乳業仕様
RP	: Rust resistant	耐塩仕様
DRP	: Specific rust resistant	特定水産地向仕様
F	: Rust-resistant	防錆仕様
WR	: Water resistant	防水仕様
AE(Battery)	: Replenishing equipment	一括補水装置
AB(Battery)	: Replenishing equipment	一括補水装置
FT	: Finger tip control	フィンガーティップ
WB	: Wide bar	ワイドバー
Hip	: High performance	高機能車

# How to Use the Parts List



1. Check the **model** and **serial number** on the nameplate.  
(See "How to Find the Vehicle Model" for details on checking the nameplate.)



2. Using the **Illustration Index** or **Block Index**, find the item (Fig. No.) of the illustration/ list text in which the part is listed.
3. Read the **part number** from the illustration/list text.  
NOTE: If there are multiple part numbers, select the applicable part by using the product specifications and serial number.



4. When ordering, check the part number, name, and quantity and follow the prescribed method.

# How to Find the Vehicle Model

## Information on Nameplate

Model →

Serial number →

MODEL		NICHYU		HIPPOH YUSOKI CO., LTD.		LOAD CHART	
MODEL							
MAXIMUM LOAD/LC LIFT HEIGHT	mm	kg /	mm				LIFT HEIGHT mm
SERIAL NO.		MFG. YEAR					
SERVICE WEIGHT W/O BATTERY	kg	VOLTAGE	v				
BATTERY WEIGHT	MIN. kg	MAX. kg					

50001-60560 (英)

## Serial Number

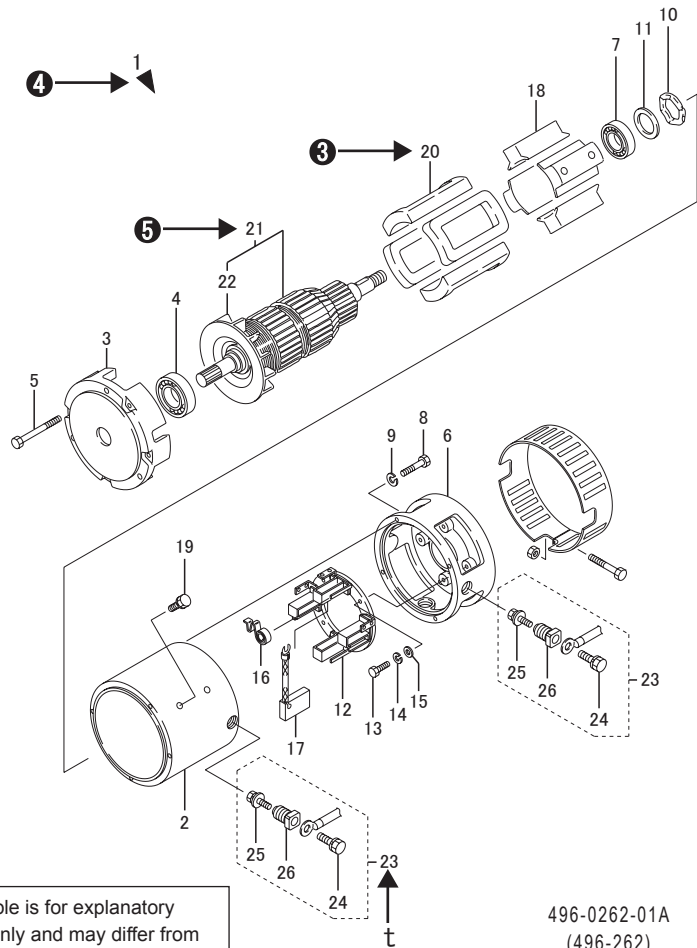
FB-75 models have the following serial numbers:

FB20P/25P/28P-75	.....	241AC1859
FB30P-75	.....	251AC0182

└─ Product code

# Example Illustration

Fig.4071 TRACTION MOTOR



This example is for explanatory purposes only and may differ from the actual item.

496-0262-01A  
(496-262)

Illustration control number

-77-

Page

① Item number

② Item name

Classifies the vehicle according to the unit. The number and name are indicated in each illustration/list.

③ Instruction number

Connects illustrations and lists.

④ Assembly indication

Indicates the relationship between the assembly and components. ◀ mark attached to the instruction number indicates that all of the parts belonging to the applicable item are included as components.

Example : Instruction number 1, "Motor ass'y" includes the parts of instruction numbers 2 thru 26.

NOTE : If an assembly includes multiple items, the required information is given in a "Note" appearing below the list.

⑤ Complete assembly indication

Indicates the relationship between the (complete) assembly and components. It appears only on the illustration. The components in this case are assembly subcomponents.

Example : Instruction number 21, "Armature comp." includes the 22, "Fan" and "Armature" (items not sold separately).



# Example List

No.	Parts No.	Parts Name	Fig.4071 TRACTION MOTOR						i/aRemarks
			(A)	(B)	(C)	(D)	(E)	(F)	
1	24110-01941	Motor ass'y	1	1	1				DT-2. 3FC-2000
	24110-01990	Motor ass'y	1	1	1				DT-2. 3FCD-2000
2	24110-03090	Yoke	1	1	1				
3	24110-10201	Cover (D), end	1	1	1				
4	0405-62062	Beaing, radial ball	1	1	1				
5	0010-06045	Bolt	4	4	4				
6	0000-70006	Washer, lock	4	4	4				
7	24110-13220	Cover (C), end	1	1	1				
8	0405-62052	Beaing, radial ball	1	1	1				
9	0010-06025	Bolt	4	4	4				
10	0000-70006	Washer, lock	4	4	4				
11	31040-00900	Washer, wave	1	1	1				
12	24176-85060	Washer	1	1	1				
13	6172-28161	Holder sub comp., brush	1	1	1				
14	0016-06016	Bolt, w/washers	4	4	4				
15	6172-65032	Spring	4	4	4				
16	6172-70131	Brush	4	4	4				
17	6110-20210	Core comp., brush	4	4	4				
18	0017-08025	Bolt, w/washers	8	8	8				
19	24110-35330	Coil comp., field	1	1	1				
20	24110-40250	Armature comp.	1	1	1				
21	6110-45000	Spacer	1	1	1				
22	24110-62060	Fan	1	1	1				
23	6170-50120	Terminal comp.	4	4	4				
24	0017-08020	Bolt, w/washer	4	4	4				
25	0016-06014	Bolt, w/washers	4	4	4				
26	0000-72008	Washer, plain	4	4	4				

Note :

-2-

1996.12

Note :

8

-77-

Page

This example is for explanatory purposes only and may differ from the actual item.

1996.09

Date issued

## 1 Instruction number

Connects illustrations and lists.

## 2 Part number

When placing an order, please use this number.

NOTE : Please note whether the assembly, completed assembly, specification, or part is new or old.

## 3 Part name

Indicates the name of the part.

The name appears first, followed by a supplementary explanation, such as the place of installation.

Example : Bumper, frame

↳ Name

↳ Supplementary information

## 4 Model

Notes the applicable model.

## 5 Quantity

• The figures appearing in these columns are the quantities per assembly or unit; they are not the quantities used per vehicle. Further, items used "as required" (such as shims) are marked AR.

• (A) thru (F) apply to the models explained in 4.



# BLOCK INDEX

Fig.No.	Name	Page
<b>[1] CHASSIS</b>		
<b>FRAME</b>		
1010A	FRAME	1
1010B	FRAME <For MHI, FB20P-28P>	3
1010C	FRAME <For MHI, FB30P>	4
1010D	FRAME <Finger tip 3 Spools>	5
1010E	FRAME <Finger tip 4 Spools>	6
1011A	COVER 1	7
1011B	COVER 1 <For MHI, FB20P-28P>	9
1011C	COVER 1 <For MHI, FB30P>	10
1011D	COVER 1 <Finger tip, A.O.S>	11
1012A1	COVER 2 <FB20P-28P(-241AC4968),FB30P(-251AC0880)>	12
1012A2	COVER 2 <FB20P-28P(241AC4969-),FB30P(251AC0881-)>	15
1012B	COVER 2 <For MHI, FB20P-28P>	17
1012C	COVER 2 <For MHI, FB30P>	18
1014A	PAD & FLOOR PLATE <FB20P-28P,FB30P(-251AC0821)>	19
1014B	PAD & FLOOR PLATE <FB30P(251AC0822-)>	23
1014C	PAD & FLOOR PLATE <For MHI, FB20P-28P>	25
1014D	PAD & FLOOR PLATE <For MHI, FB30P>	26
1014E	PAD & FLOOR PLATE <FB20P-28P, Finger tip>	27
1014F	PAD & FLOOR PLATE <FB30P, Finger tip>	29
1014G	PAD & FLOOR PLATE <FB20P-28P, FB30P(-251AC0821), Double tire>	30
1014H	PAD & FLOOR PLATE <FB30P(251AC0822-), Double tire>	33
1015A	BATTERY COVER <FB20P-28P>	35

Fig.No.	Name	Page
1015B1	BATTERY COVER <FB30P(-251AC0491)>	36
1015B2	BATTERY COVER <FB30P(251AC0492-)>	37
1015C	BATTERY COVER <For MHI, FB20P-28P>	38
1015D	BATTERY COVER <For MHI, FB30P>	39
1015E	BATTERY COVER <FB20P-28P, Finger tip>	40
1015F	BATTERY COVER <FB30P, Finger tip>	41
1030	BATTERY CASE	42
1040A	COUNTER BALANCE WEIGHT	43
1040B	COUNTER BALANCE WEIGHT <[CAN],20-28P(241AC5199-5273),30P(251AC0697-0714)>	45
1040C	COUNTER BALANCE WEIGHT <[CAN/OIS],20-28P(241AC6266-),30P(251AC0881-)>	46
1040D	COUNTER BALANCE WEIGHT <For MHI>	47
1050A	SEAT	48
1050B	SEAT	49
1060A	OVERHEAD GUARD	50
1060B	OVERHEAD GUARD <For MHI>	52
10931A	NAME PLATE FIT. <[Japanese]>	53
10931B	NAME PLATE FIT. <[English]>	55
10931C	NAME PLATE FIT. <[English-EEC]>	57
10931D	NAME PLATE FIT. <[MHI/Japanese]>	60
10932A	NAME PLATE <[Japanese]>	61
10932B	NAME PLATE <[English]>	63
10932C	NAME PLATE <[English-EEC]>	65
10932D	NAME PLATE <[MHI/Japanese]>	68
<b>DRIVE</b>		
1130	FRONT AXLE 1	69
1131	FRONT AXLE 2	70
1132	FRONT AXLE 3	71

Fig.No.	Name	Page
1133	FRONT AXLE 4	72
1134A	FRONT AXLE 5 <WHEEL BRAKE,FB20P-28P>	73
1134B	FRONT AXLE 5 <WHEEL BRAKE,FB30P>	75
1140A	FRONT WHEEL <[Pst/Pnst]>	77
1140B	FRONT WHEEL <[Nst,Wht/Gnt],Opt>	78
1140C	FRONT WHEEL <FB20P-28P, Double tire>	79
1140D	FRONT WHEEL <FB30P, Double tire>	80
1150	FRONT AXLE FIT.	81
1230	REAR AXLE 1	82
1231	REAR AXLE 2	85
1240A	REAR WHEEL <FB20P-28P,[Pst/Pnst]>	86
1240B	REAR WHEEL <FB20P-28P,[Nst,Wht/Gnt],Opt>	87
1240C	REAR WHEEL <FB30P,[Pst/Pnst]>	88
1240D	REAR WHEEL <FB30P,[Nst,Wht/Gnt],Opt>	89
<b>OPERATION</b>		
1310A1	STEERING LINKAGE 1 <STEERING WHEEL(-241AC3101, -251AC0317)>	90
1310A2	STEERING LINKAGE 1 <STEERING WHEEL(241AC3102-, 251AC0318-)>	91
1310B1	STEERING LINKAGE 1 <For MHI, STEERING WHEEL (-241AC6690, -251AC0975)>	92
1310B2	STEERING LINKAGE 1 <For MHI, STEERING WHEEL (241AC6691-, 251AC0976-)>	93
1311A	STEERING LINKAGE 2	94
1312A	STEERING LINKAGE 3	96
1313A	STEERING LINKAGE 4 <ACTUATOR>	97
1320	FOOT BRAKE LINKAGE 1	99
1321	FOOT BRAKE LINKAGE 2 <MASTER CYLINDER>	100

Fig.No.	Name	Page
1330	PARKING BRAKE LINKAGE	101
1340A	VALVE LINKAGE 1 <2 Spools>	102
1340B	VALVE LINKAGE 1 <2 Spools,[CAN/OIS],FB20-28P(241AC6266-),30P(251AC0881-)>	104
1340C	VALVE LINKAGE 1 <3 Spools>	106
1340D	VALVE LINKAGE 1 <3 Spools,[CAN/OIS],FB20-28P(241AC6266-),30P(251AC0881-)>	108
1340E	VALVE LINKAGE <Finger tip, 3 Spools>	110
1340F	VALVE LINKAGE <Finger tip, 4 Spools>	111
1340G	VALVE LINKAGE <A.O.S, 2 Spools>	112
1340H	VALVE LINKAGE <A.O.S, 3 Spools>	113
1341A	VALVE LINKAGE 2 <2 Spools,[CAN/OIS],FB20-28P(241AC6266-),30P(251AC0881-)>	114
1341B	VALVE LINKAGE 2 <3 Spools,[CAN/OIS],FB20-28P(241AC6266-),30P(251AC0881-)>	115
1350	ACCELERATOR LINKAGE	116
<b>HYDRAULIC</b>		
1500A	OIL TANK	118
1500B	OIL TANK <FB20P/25P,Pm/Mm(MLH<6000)/Fm>	119
1510A	OIL PUMP	120
1510B	OIL PUMP <[CAN TYPE]>	121
1520A	CONTROL VALVE <2 Spools, FB20P-28P(-241AC6265), 30P(-251AC0880)>	122
1520B	CONTROL VALVE <2 Spools, CAN/OIS, FB20P-28P(241AC6266-), 30P(251AC0881-)>	123
1520C	CONTROL VALVE <3 Spools, FB20P-28P(-241AC6265), 30P(-251AC0880)>	124
1520D	CONTROL VALVE <3 Spools, CAN/OIS, FB20P-28P(241AC6266-), 30P(251AC0881-)>	125

# BLOCK INDEX

Fig.No.	Name	Page
1520E	CONTROL VALVE <Finger tip, A.O.S, 3 Spools>	126
1520F	CONTROL VALVE <Finger tip, 4 Spools>	127
1520G	CONTROL VALVE <A.O.S, 2 Spools>	128
1551A	FRAME PIPING 1 <FB20P-28P(-241AC1805),FB30P(-251AC0171)>	129
1551B	FRAME PIPING 1 <FB20P-28P(241AC1806-),FB30P(251AC0172->	130
1551C	FRAME PIPING 1 <FB20P-28P(241AC2608-),FB30P(251AC0271->	131
1551D	FRAME PIPING 1 <[CAN/OIS],Inner drain type,FB20P/25P(241AC6266->	132
1551E	FRAME PIPING 1 <[CAN/OIS],Inner drain type>	133
1551F	FRAME PIPING 1 <[CAN/OIS],Oil return type>	134
1551G	FRAME PIPING 1 <Finger tip, FB20P/25P Pm/Mm[MLH<6000]/Fm>	135
1551H	FRAME PIPING 1 <Finger tip, FB20P/25P Mm[MLH]=6000] FB28P/30P Pm/Mm/Fm>	137
1551I	FRAME PIPING 1 <FB20P/25P, For MHI>	139
1552A	FRAME PIPING 2	140
1552B	FRAME PIPING 2 <[CAN/OIS],FB20-28P(241AC6266-),30P(251AC0881->	141
1552C	FRAME PIPING 2 <Finger tip>	142
1552D	FRAME PIPING 2 <FB20P/25P, For MHI, Finger tip>	143
1556A	BRAKE PIPING	144
1556B	BRAKE PIPING <Finger tip, A.O.S>	145

Fig.No.	Name	Page
<b>[2] MAST</b>		
<b>SIMPLEX MAST</b>		
2053A	LIFT CYLINDER[Pm] <FB20P/25P[Std]>	146
2053B	LIFT CYLINDER[Pm] <FB20P/25P(241AC7134-),[Std:MLH3000/3300]>	148
2053C	LIFT CYLINDER[Pm] <FB20P/25P(241AC7134-),[Std:MLH]=3500]>	149
2053D	LIFT CYLINDER[Pm] <FB20P/25P[CS/FCS/RP/DRP]>	150
2053E	LIFT CYLINDER[Pm] <FB20P/25P(241AC7134-),[CS/FCS/RP/DRP]>	152
2053F	LIFT CYLINDER[Pm] <FB28P/30P[Std]>	153
2053G	LIFT CYLINDER[Pm] <FB28P/30P[CS/FCS/RP/DRP]>	155
2054A	TILT CYLINDER[Pm] <FB20P-28P[Std/CS]>	157
2054B	TILT CYLINDER[Pm] <FB20P-28P,[FCS]>	158
2054C	TILT CYLINDER[Pm] <FB30P[Std/CS]>	159
2054D	TILT CYLINDER[Pm] <FB30P,[FCS]>	160
2054E	TILT CYLINDER[Pm] <FB20P-28P, Finger tip>	161
2054F	TILT CYLINDER[Pm] <FB30P, Finger tip>	162
2059A	MAST PIPING[Pm] <[Std]>	163
2059B	MAST PIPING[Pm] <[CS/FCS/RP/DRP]>	164
2059C	MAST PIPING[Pm] <FB20P/25P(241AC7134-),[Std:MLH3000/3300]>	165
2059D	MAST PIPING[Pm] <FB20P/25P(241AC7134-),[Std:MLH]=3500],[CS/FCS/RP/DRP]>	166

Fig.No.	Name	Page
2059E	MAST PIPING[Pm] <Finger tip, FB20P/25P, [MLH]=3500]>	167
2061A	OUTER MAST[Pm]	168
2061B	OUTER MAST[Pm] <FB20P/25P(241AC7134->	173
2063A	INNER MAST[Pm]	175
2063B	INNER MAST[Pm] <FB20P/25P(241AC7134->	178
2064A	CHAIN WHEEL[Pm]	179
2064B	CHAIN WHEEL[Pm] <FB20P/25P(241AC7134->	181
2080A	MAST PIPING[Pm] <FB20P/25P, Finger tip, w.o/Laser pointer>	182
2080B	MAST PIPING[Pm] <FB20P/25P, Finger tip, w/Laser pointer>	184
2080C	MAST PIPING[Pm] <FB20P/25P, For MHI, Finger tip, w.o/Laser pointer>	186
2080D	MAST PIPING[Pm] <FB20P/25P, For MHI, Finger tip, w/Laser pointer>	188
2080E	MAST PIPING[Pm] <FB28P, Finger tip, w.o/Laser pointer>	190
2080F	MAST PIPING[Pm] <FB28P, Finger tip, w/Laser pointer>	192
2080G	MAST PIPING[Pm] <FB30P, Finger tip, w.o/Laser pointer>	194
2080H	MAST PIPING[Pm] <FB30P, Finger tip, w/Laser pointer>	196
<b>TRIPLEX MAST</b>		
2152A	LIFT CYLINDER(1st)[Mm] <FB20P/25P[Std]>	198
2152B	LIFT CYLINDER(1st)[Mm] <FB20P/25P[CS/FCS/RP/DRP]>	200
2152C	LIFT CYLINDER(1st)[Mm] <FB28P/30P[Std]>	202
2152D	LIFT CYLINDER(1st)[Mm] <FB28P/30P[CS/FCS/RP/DRP]>	204

Fig.No.	Name	Page
2153A	LIFT CYLINDER(2nd)[Mm] <FB20P/25P[Std]>	206
2153B	LIFT CYLINDER(2nd)[Mm] <FB20P/25P[CS/FCS/RP/DRP]>	208
2153C	LIFT CYLINDER(2nd)[Mm] <FB28P/30P[Std]>	211
2153D	LIFT CYLINDER(2nd)[Mm] <FB28P/30P[CS/FCS/RP/DRP]>	213
2154A	TILT CYLINDER[Mm] <FB20P-28P[Std/CS]>	216
2154B	TILT CYLINDER[Mm] <FB20P-28P,[FCS]>	217
2154C	TILT CYLINDER[Mm] <FB30P,[Std/CS]>	218
2154D	TILT CYLINDER[Mm] <FB30P,[FCS]>	219
2158A	MAST PIPING[Mm] 1 <[Std],FB20P-28P(-241AC2084)/FB30P(-251AC0205)>	220
2158B	MAST PIPING[Mm] 1 <[Std],FB20P-28P(241AC2085-)/FB30P(251AC0206->	222
2158C	MAST PIPING[Mm] 1 <[CS/FCS/RP/DRP],FB20P-28P(-241AC2084)/FB30P(-251AC0205)>	228
2158D	MAST PIPING[Mm] 1 <[CS/FCS/RP/DRP],FB20P-28P(241AC2085-)/FB30P(251AC0206->	231
2158E	MAST PIPING[Mm] 1 <Finger tip>	238
2159A	MAST PIPING[Mm] 2 <[Std],FB20P-28P(241AC2085-)/FB30P(251AC0206->	244
2159B	MAST PIPING[Mm] 2 <[CS/FCS/RP/DRP],FB20P-28P(241AC2085-)/FB30P(251AC0206->	245
2159C	MAST PIPING[Mm] 2 <Finger tip>	246
2161	OUTER MAST[Mm]	247
2162	MIDDLE MAST[Mm]	254
2163	INNER MAST[Mm]	256
2164	CHAIN WHEEL(MAST)[Mm]	258
2165	CHAIN WHEEL(LIFT)[Mm]	264

# BLOCK INDEX

Fig.No.	Name	Page
2170A	MAST PIPING A.O.S[Mm]	267
2170B	MAST PIPING A.O.S[Mm] <For MHI>	268
2171	PARTS A.O.S[Mm] <Automatic fork leveling>	269
2180	MAST PIPING[Mm] <Finger tip, w.o/Laser pointer>	270
<b>DUPLEX MAST</b>		
2252A	LIFT CYLINDER(1st)[Fm] <[Std]>	275
2252B	LIFT CYLINDER(1st)[Fm] <[CS/FCS/RP/DRP]>	277
2253	LIFT CYLINDER(2nd)[Fm]	279
2254A	TILT CYLINDER[Fm] <FB20P-28P[Std/CS]>	282
2254B	TILT CYLINDER[Fm] <FB20P-28P,[FCS]>	283
2254C	TILT CYLINDER[Fm] <FB30P[Std/CS]>	284
2254D	TILT CYLINDER[Fm] <FB30P,[FCS]>	285
2254E	TILT CYLINDER[Fm] <FB20P-28P, Finger tip>	286
2254F	TILT CYLINDER[Fm] <FB30P, Finger tip>	287
2259A	MAST PIPING[Fm]	288
2259B	MAST PIPING[Fm] <Finger tip>	290
2261	OUTER MAST[Fm]	291
2263	INNER MAST[Fm]	294
2264	CHAIN WHEEL[Fm]	297
2280	MAST PIPING[Fm] <Finger tip, w.o/Laser pointer>	299
<b>[3] LIFT BRACKET</b>		
<b>LIFT BRACKET</b>		
3620A	LIFT BRACKET [Pm]	304
3620B	LIFT BRACKET [Pm] <FB20P/25P(241AC7134->	306
3620C	LIFT BRACKET [Mm]	307
3620D	LIFT BRACKET [Fm]	308

Fig.No.	Name	Page
3630A	FORK <FB20P/25P[Std/CS/FCS/DP/RP]>	310
3630B	FORK <FB20P/25P,[DRP]>	311
3630C	FORK <FB28P/30P[Std/CS/FCS/DP/RP]>	312
3630D	FORK <FB28P/30P,[DRP]>	313
3640A	BACKREST <[Std/CS/FCS/DP/RP]>	314
3640B	BACKREST <[DRP]>	318
3640C	BACKREST <FB20P/25P(241AC7134-),[Std/CS/FCS/F/RP]>	319
3640D	BACKREST <FB20P/25P(241AC7134-),[DRP]>	320
<b>[4] ELECTRIC PARTS</b>		
<b>MOTOR</b>		
4071	TRACTION MOTOR <FB20P-28P(32V),FB30P(48V)>	321
4072A	HYDRAULIC MOTOR <FB20P-28P(32V),FB30P(48V)>	323
4072B	HYDRAULIC MOTOR <FB20P-28P(32V),[CAN TYPE]>	326
4072C	HYDRAULIC MOTOR <With SENSOR(241AC7100->	327
4072D	HYDRAULIC MOTOR <SENSORLESS(241AC7100->	328
4072E	HYDRAULIC MOTOR <With SENSOR(241AC7100->	329
4072F	HYDRAULIC MOTOR <SENSORLESS(241AC7100->	330
4072G	HYDRAULIC MOTOR <U,SENSORLESS(241AC7100->	331
4072H	HYDRAULIC MOTOR <With SENSOR(251AC1058->	332
4072I	HYDRAULIC MOTOR <SENSORLESS(251AC1058->	333
4072J	HYDRAULIC MOTOR <U,With SENSOR(241AC7100->	334

Fig.No.	Name	Page
4072K	HYDRAULIC MOTOR <U,SENSORLESS(241AC7100->	335
4073	EPS MOTOR	336
<b>CONTROL</b>		
4400A	MAIN CONTROLLER 1 <[IGBT],FB20P-28P(-241AC4968),30P>	337
4400B	MAIN CONTROLLER 1 <[FET],FB20P-28P(241AC4969-,241AC5274-6265)>	340
4400C	MAIN CONTROLLER 1 <[CAN],FB20P-28P(241AC5199-5273),30P(251AC0697-0714)>	342
4400D	MAIN CONTROLLER 1 <[CAN/OIS],FB20P-28P(241AC6266-),30P(251AC0881->	343
4401A	MAIN CONTROLLER 2 <[IGBT],FB20P-28P(-241AC4968),30P>	348
4401B	MAIN CONTROLLER 2 <[FET],FB20P-28P(241AC4969-,241AC5274-6265)>	352
4401C	MAIN CONTROLLER 2 <[CAN],FB20P-28P(241AC5199-5273),30P(251AC0697-0714)>	353
4401D	MAIN CONTROLLER 2 <[CAN/OIS],FB20-28P(241AC6266-),30P(251AC0881->	354
4402	MAIN CONTROLLER 3 <[IGBT],FB20P-28P(-241AC4968),FB30P>	357
4403A	MAIN CONTROLLER 4 <[IGBT],WIRE HARNESS,FB20P-28P(-241AC4968),FB30P>	358
4403B	MAIN CONTROLLER 4 <[FET],WIRE HARNESS,20-28P(241AC4969-,241AC5274-6265)>	359
4403C	MAIN CONTROLLER 4 <[CAN],WIRE HARNESS>	360
4403D	MAIN CONTROLLER 4 <[CAN/OIS],WIRE HARNESS>	361
4410	CONTACTOR	362
4420	ACCELERATOR	364
4500A	EPS CONTROLLER	365

Fig.No.	Name	Page
4500B	EPS CONTROLLER <[CAN],FB20P-28P(241AC5199-5273),30P(251AC0697-0714)>	366
4500C	EPS CONTROLLER <[CAN/OIS],FB20P-28P(241AC6266-),30P(251AC0881->	367
4541A	ARM SWITCH <Finger tip, 3 Spools>	370
4541B	ARM SWITCH <Finger tip, 3 Spools>	371
4541C	ARM SWITCH <Finger tip, 4 Spools>	372
4541D	ARM SWITCH <Finger tip, 4 Spools>	373
<b>ELECTRIC PARTS</b>		
4800A	BATTERY <GS>	374
4800B	BATTERY <SHINKOBE>	376
4810A	CHARGER(BC) 1 <AC200V>	377
4810B	CHARGER(BC) 1 <Opt,400V>	378
4810C	CHARGER(BC) 1 <[CAN],AC200V,20P-28P(241AC5199-5273),30P(251AC0697-0714)>	379
4810D	CHARGER(BC) 1 <[CAN/OIS],AC200V,20P-28P(241AC6266-),30P(251AC0881->	380
4810E	CHARGER(BC) 1 <[CAN/OIS],Opt,400V,20P-28P(241AC6266-),30P(251AC0881->	381
4811A	CHARGER(BC) 2 <AC200V>	382
4811B	CHARGER(BC) 2 <Opt,400V>	383
4823A	DISPLAY PANEL	384
4823B	DISPLAY PANEL <[CAN TYPE]>	388
4823C	DISPLAY PANEL <For MHI>	389
4824A	DISPLAY PANEL	390
4824B	DISPLAY PANEL <[CAN TYPE]>	391
4824C	DISPLAY PANEL <For MHI>	393
4825A	DIRECTIONAL SWITCH	394
4825B	DIRECTIONAL SWITCH <[CAN/OIS],FB20P-28P(241AC6266-),FB30P(251AC0881->	396

# BLOCK INDEX

Fig.No.	Name	Page	Fig.No.	Name	Page	Fig.No.	Name	Page	Fig.No.	Name	Page
4851A	WIRE HARNESS (BODY) <FB20P-28P(-241AC4968),30P(-251AC0696,251AC0715-0880)>	398	4861B	ELECTRIC PARTS 2 <FB20P-28P(241AC4969-,241AC5274-6265)>	417	5000E2	ACCESSORY <[REVOLVING LAMP(LED), MHI]>	444	5013C	COVER <CE MARKING, Finger tip>	472
4851B	WIRE HARNESS (BODY) <FB20P-28P(241AC4969-,241AC5274-6265)>	399	4861C	ELECTRIC PARTS 2 <[CAN],FB20P-28P(241AC5199-5273),30P(251AC0697-0714)>	418	5000F	ACCESSORY <[CHIME]>	446	5013D	COVER <CE MARKING, For MHI, Finger tip>	473
4851C	WIRE HARNESS (BODY) <[CAN],FB20P-28P(241AC5199-5273),30P(251AC0697-0714)>	400	4861D	ELECTRIC PARTS 2 <[CAN/OIS],FB20P-28P(241AC6266-),30P(251AC0881->	419	5000G	ACCESSORY <[ROOM MIRROR]>	447	5014	BATTERY CASE <[CE MARKING]>	474
4851D	WIRE HARNESS (BODY) <[CAN/OIS],FB20P-28P(241AC6266-),30P(251AC0881->	401	4862A1	ELECTRIC PARTS 3 <A.O.S(-221AE****)>	420	5000H	ACCESSORY <[BACK MIRROR]>	448	5060	FRONT GUARD	475
4851E	WIRE HARNESS (BODY) <Finger tip>	402	4862A2	ELECTRIC PARTS 3 <A.O.S(221AE****->	421	5000I	ACCESSORY <[MAGIC EYE]>	449	5064	HEADGUARD ROOF	476
4851F	WIRE HARNESS (BODY) <A.O.S>	403	4862B	ELECTRIC PARTS 3 <A.O.S, CAN>	422	5000J	ACCESSORY <[EXTENSION FORK]>	450	5094A	TILT INDICATOR	478
4852A	WIRE HARNESS (MAIN) <FB20P-28P(-565Ah),(-241AC4968)>	404	4865	MICROSWITCH	423	5000K	ACCESSORY <[EARTH CHAIN]>	453	5094B	TILT INDICATOR <For MHI>	479
4852B	WIRE HARNESS (MAIN) <FB20P-28P(-565Ah),(241AC4969->	405	4877A	BUZZER <[Std]>	424	5001A	FRONT WINDOW 1 <[WIPER(UNDER)]>	454	5100A	小型特殊自動車車検部品 1 <[NAME PLATE],FB20P-28P(-241AC2243),FB30P(-251AC0237)>	480
4852C	WIRE HARNESS (MAIN) <FB20P-28P(600Ah-)(-241AC4968),FB30P>	406	4877B	BUZZER <(VOLUME CONTROL),[Opt]>	425	5001B	FRONT WINDOW 1 <[WIPER(UNDER), MHI]>	456	5100B	小型特殊自動車車検部品 1 <[NAME PLATE&HORN],FB20P-28P(241AC2244-),FB30P(251AC0238->	481
4852D	WIRE HARNESS (MAIN) <FB20P-28P(600Ah-)(241AC4969->	407	4877C	BUZZER <(ON/OFF SW),[Opt]>	426	5001C	FRONT WINDOW 1 <[WIPER(UNDER)],FB20P/25P(241AC7134->	458	5100C	小型特殊自動車車検部品 1 <[NAME PLATE&HORN, MHI]>	482
4852E	WIRE HARNESS (MAIN) <[CAN TYPE],FB30P>	408	4877D	BUZZER <(BACK LEAD),[Opt]>	427	5002A	FRONT WINDOW 2 <[WIPER(UNDER),WIPER CONTROLLER & COVER]>	460	5101A	小型特殊自動車車検部品 2 <[LAMP],FB20P-28P(-241AC2243),FB30P(-251AC0237)>	483
4858	WIRE HARNESS (CHARGER)	409	4889A	HEAD LAMP	428	5002B	FRONT WINDOW 2 <[WIPER(UNDER),WIPER CONTROLLER & COVER, MHI]>	461	5101B	小型特殊自動車車検部品 2 <[LAMP],FB20P-28P(241AC2244-),FB30P(251AC0238->	484
4860A	ELECTRIC PARTS 1 <FB20P-28P(-241AC4968),30P(-251AC0696,251AC0715-0880)>	410	4889B	HEAD LAMP <For MHI>	429	5002C	FRONT WINDOW 2 <[WIPER(UNDER),WIPER CONTROLLER & COVER],20/25P(241AC7134->	462	5101C	小型特殊自動車車検部品 2 <[LAMP(H18年対応車検)],FB20-28P(241AC3661-),30P(251AC0401->	485
4860B	ELECTRIC PARTS 1 <FB20P-28P(241AC4969-,241AC5274-6265)>	412	4895	HORN <FB20P-28P(241AC4204-),FB30P(251AC0501->	430	5003	FRONT WINDOW 3 <[WIPER(UNDER),SWITCH & WIRE HARNESS]>	463	5101D	小型特殊自動車車検部品 2 <[LAMP(H18年対応車検), MHI]>	486
4860C	ELECTRIC PARTS 1 <[CAN],FB20P-28P(241AC5199-5273),30P(251AC0697-0714)>	413	<b>[5] OPTION</b>			5004	FRONT WINDOW 1 <[WIPER(UPPER)]>	464	5102A	小型特殊自動車車検部品 3 <[BACK MIRROR],FB20P-28P(241AC2244-),FB30P(251AC0238->	487
4860D	ELECTRIC PARTS 1 <[CAN/OIS],FB20P-28P(241AC6266-),30P(251AC0881->	414	<b>OPTION</b>			5005	FRONT WINDOW 2 <[WIPER(UPPER),WIPER CONTROLLER & COVER]>	465	5102B	小型特殊自動車車検部品 3 <[BACK MIRROR, MHI]>	488
4861A	ELECTRIC PARTS 2 <FB20P-28P(-241AC4968),30P(-251AC0696,251AC0715-0880)>	415	5000A1	ACCESSORY <[REAR LAMP]>	431	5006	FRONT WINDOW 3 <[WIPER(UPPER),SWITCH & WIRE HARNESS]>	466	5103A	小型特殊自動車車検部品 4 <[OVERHEAD GUARD(L-Type)],(小型特殊車検仕様)>	489
			5000A2	ACCESSORY <[REAR LAMP, MHI]>	433	5011	COVER <[DUST RESISTANT]>	467	5103B	小型特殊自動車車検部品 4 <[OVERHEAD GUARD(L-Type), MHI],(小型特殊車検仕様)>	490
			5000B1	ACCESSORY <[SPOT LAMP]>	434	5012A	COVER <[wEXTINGUISHER]>	468	5173	SEAT HEATER	491
			5000B2	ACCESSORY <[SPOT LAMP, MHI]>	435	5012B	COVER <[wEXTINGUISHER, MHI]>	469			
			5000C	ACCESSORY <[WORKING LAMP]>	436	5013A	COVER <[CE MARKING]>	470			
			5000D1	ACCESSORY <[REVOLVING LAMP]>	437	5013B	COVER <[CE MARKING, MHI]>	471			
			5000D2	ACCESSORY <[REVOLVING LAMP, MHI]>	440						
			5000E1	ACCESSORY <[REVOLVING LAMP(LED)]>	442						

# BLOCK INDEX

Fig.No.	Name	Page
5471A	LIFT LIMIT 1 <SINGLE STAGE TYPE, FB20-28P(-241AC7862), 30P(-251AC1146)>	492
5471B	LIFT LIMIT 1 <SINGLE STAGE TYPE, FB20-28P(241AC7863-), 30P(251AC1147-)>	493
5472A	LIFT LIMIT 2 <2 STAGE TYPE, FB20-28P(-241AC7862), 30P(-251AC1146)>	494
5472B	LIFT LIMIT 2 <2 STAGE TYPE, FB20-28P(241AC7863-), 30P(251AC1147-)>	495
5473	LIFT LIMIT 3 <[SWITCH & HARNESS]>	496
5580	CYLINDER BOOT <[DRP]>	497
5700	LOAD SENSOR <[DISPLAY INDICATION]>	498
6000A	LASER POINTER 1 <[Pm],WIRE HARNESS>	499
6000B	LASER POINTER 1 <FB20P/25P(241AC7134-),[Pm],WIRE HARNESS>	502
6000C	LASER POINTER 1 <[Mm],WIRE HARNESS>	503
6000D	LASER POINTER 1 <[Fm],WIRE HARNESS>	506
6010A	LASER POINTER 2 <SENSOR & SWITCH>	511
6010B	LASER POINTER 2 <FB20P/25P(241AC7134-),SENSOR & SWITCH>	513
6011	LASER POINTER 3 <LASER>	514
6012	LASER POINTER 4 <NAME PLATE,FB20-28P(241AC6266-),FB30P(251AC0881-)>	515

Fig.1010A FRAME

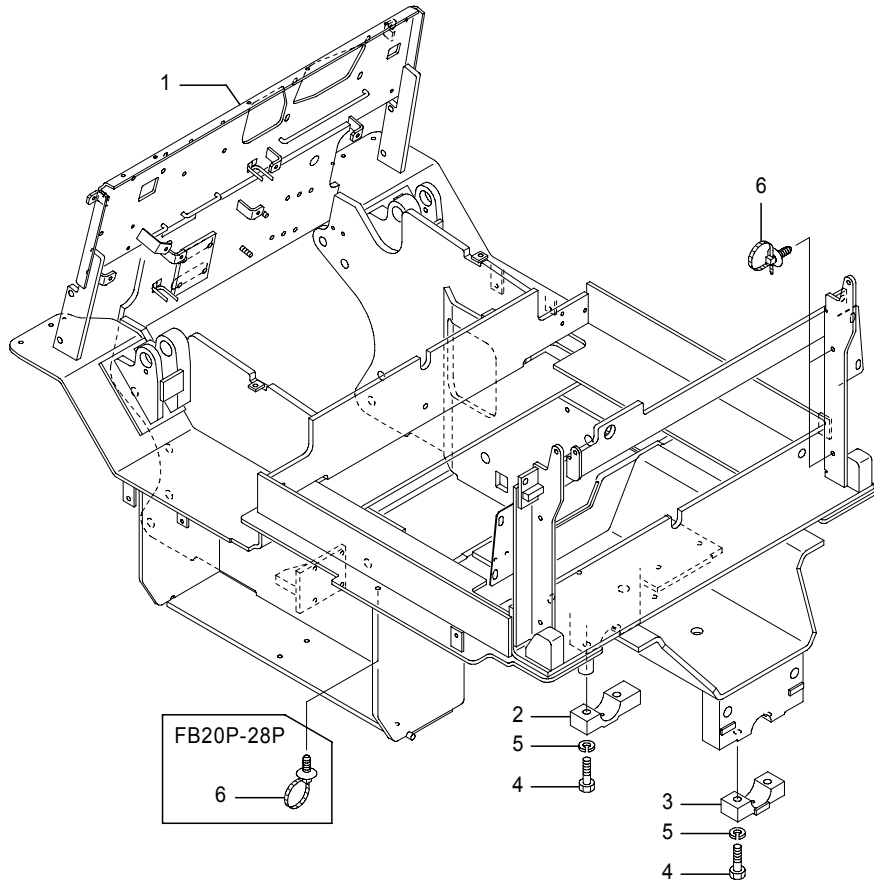


Fig.1010A FRAME

(A)=FB20P (D)=FB30P  
 (B)=FB25P (E)=  
 (C)=FB28P (F)=

No.	Parts No.	Parts Name	(A)	(B)	(C)	(D)	(E)	(F)	i/a	Remarks
1	50001-27461	Frame comp.	1	1	1					
1-1	50001-27462	Frame comp. (A=241AC1920-)(B=241AC1920-)(C=241AC1920-)	1	1	1				↑	
1-2	50001-27463	Frame comp. (A=241AC2200-)(B=241AC2200-)(C=241AC2200-)	1	1	1				↑	
1-3	50001-27464	Frame comp. (A=241AC4720-)(B=241AC4720-)(C=241AC4720-)	1	1	1				↑	
1	50001-27471	Frame comp.					1			
1-1	50001-27472	Frame comp. (D=251AC0190-)					1		↑	
1-2	50001-27473	Frame comp. (D=251AC0231-)					1		↑	
1-3	50004-41640	Frame comp. (D=251AC0492-)					4		×	
1-4	50004-41641	Frame comp. (D=251AC0607-)					4		↑	
1-5	50006-47300	Frame comp. (D=251AC0822-)					4		×	
1	50001-33210	Frame sub ass'y	1	1	1					for double tire
1-1	50001-33211	Frame sub ass'y (A=241AC****-)(B=241AC****-)(C=241AC****-)	1	1	1				↑	for double tire
1-2	50001-33212	Frame sub ass'y (A=241AC****-)(B=241AC****-)(C=241AC****-)	1	1	1				↑	for double tire
1-3	50001-33213	Frame sub ass'y (A=241AC4757-)(B=241AC4757-)(C=241AC4757-)	1	1	1				↑	for double tire
1	50001-33220	Frame sub ass'y					1			for double tire
1-1	50001-33221	Frame sub ass'y (D=251AC****-)					1		↑	for double tire
1-2	50001-33222	Frame sub ass'y (D=251AC****-)					1		↑	for double tire
1-3	50004-50230	Frame sub ass'y (D=251AC0492-)					1		×	for double tire
1-4	50004-50231	Frame sub ass'y (D=251AC0611-)					1		↑	for double tire

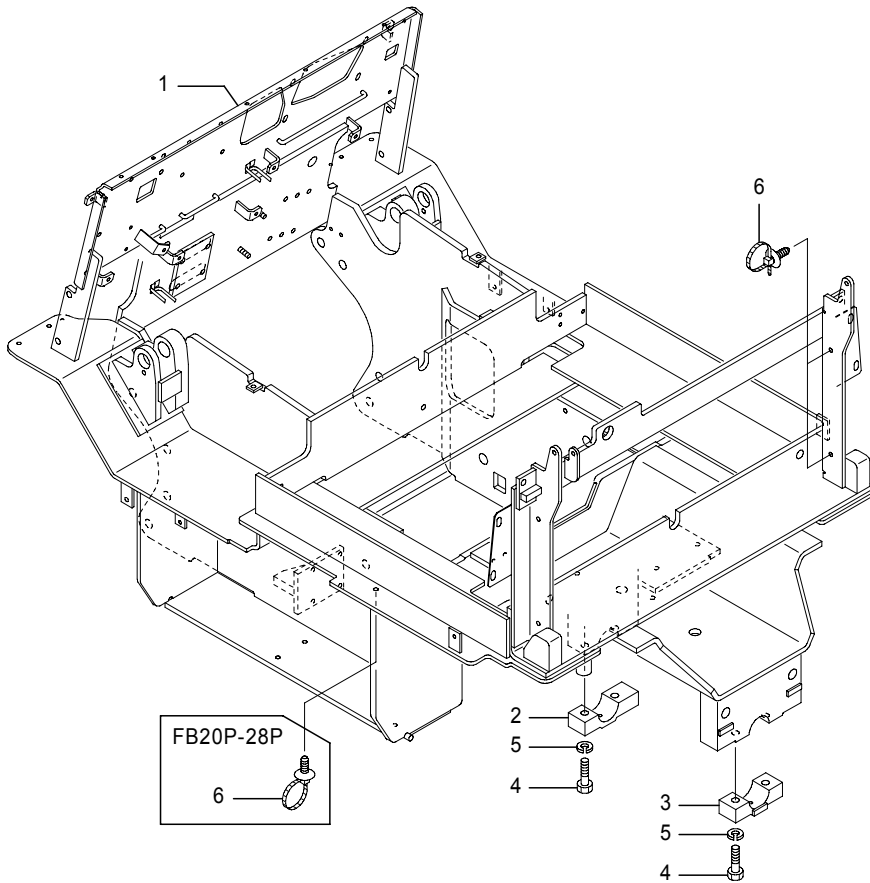
Note :



Fig.1010A FRAME

Fig.1010A FRAME

(A)=FB20P (D)=FB30P  
 (B)=FB25P (E)=  
 (C)=FB28P (F)=



No.	Parts No.	Parts Name	(A)	(B)	(C)	(D)	(E)	(F)	i/a	Remarks
1-5	50006-83080	Frame sub ass'y (D=251AC0881-)				1			×	for double tire
2	14103-87040	Support(1), axle	1	1	1					
	14103-88650	Support(1), axle				1				
3	14104-13380	Support(2), axle	1	1	1					
	14103-88660	Support(2), axle				1				
4	0024-16060	Bolt	4	4	4	4				CS/FCS/RP/DRP
	(A=241AC6266-)(B=241AC6266-)(C=241AC6266-)(D=251AC0881-)									
	0020-16060	Bolt	4	4	4	4				
5	0000-50016	Washer, lock	4	4	4	4				CS/FCS/RP/DRP
	(A=241AC6266-)(B=241AC6266-)(C=241AC6266-)(D=251AC0881-)									
	0000-70016	Washer, lock	4	4	4	4				
6	37990-47990	Clamp, push mount	5	5	5					
	37990-47990	Clamp, push mount				4				

Note :

Fig.1010B FRAME  
For MHI, FB20P-28P

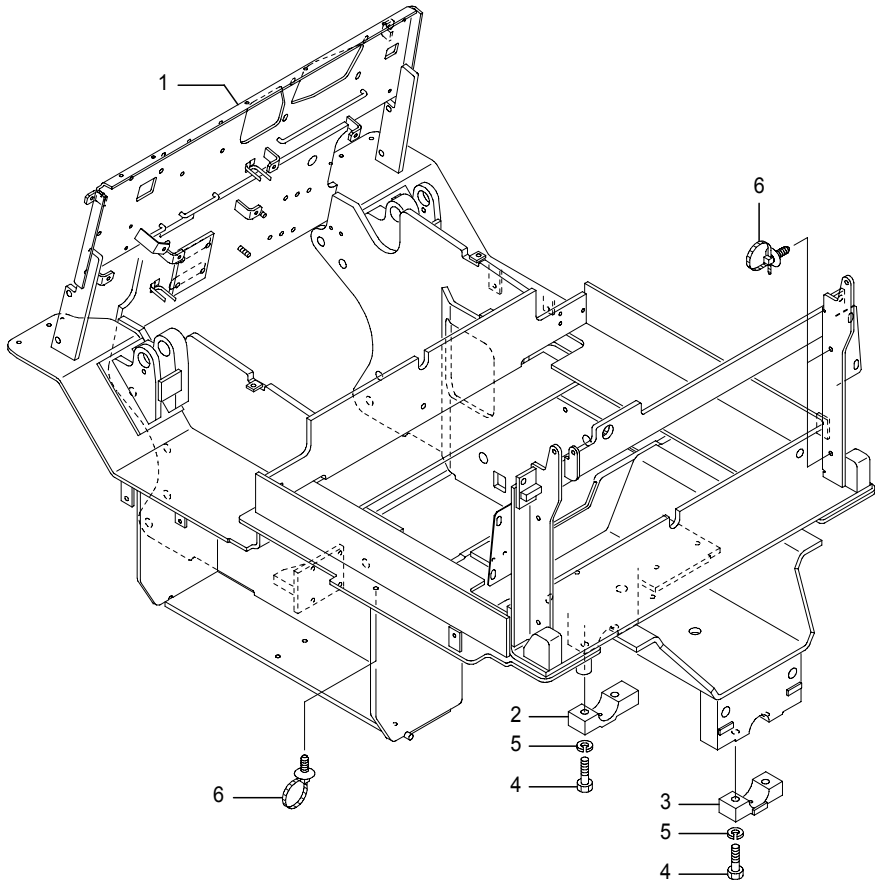


Fig.1010B FRAME  
For MHI, FB20P-28P

(A)=FB20P (D)=FB30P  
(B)=FB25P (E)=  
(C)=FB28P (F)=

No.	Parts No.	Parts Name	(A)	(B)	(C)	(D)	(E)	(F)	i/a	Remarks
1	50001-27464	Frame comp.	1	1	1					
2	14103-87040	Support(1), axle	1	1	1					
3	14104-13380	Support(2), axle	1	1	1					
4	0020-16060	Bolt	4	4	4					
5	0000-70016	Washer, lock	4	4	4					
6	37990-47990	Clamp, push mount	5	5	5					

Note :

Fig.1010C FRAME  
For MHI, FB30P

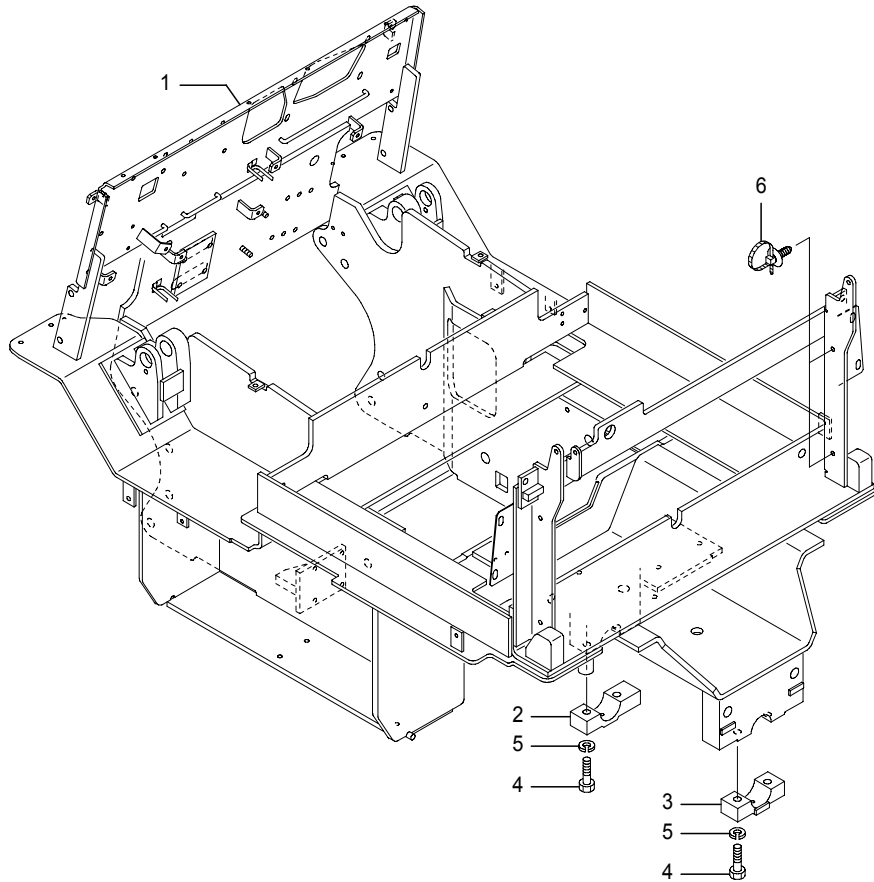


Fig.1010C FRAME  
For MHI, FB30P

(A)=FB20P (D)=FB30P  
(B)=FB25P (E)=  
(C)=FB28P (F)=

No.	Parts No.	Parts Name	(A)	(B)	(C)	(D)	(E)	(F)	i/a	Remarks
1	50004-47300	Frame comp.							1	
2	14103-88650	Support(1), axle							1	
3	14103-88660	Support(2), axle							1	
4	0020-16060	Bolt							4	
5	0000-70016	Washer, lock							4	
6	37990-47990	Clamp, push mount							4	

Note :

Fig.1010D FRAME  
Finger tip 3 Spools

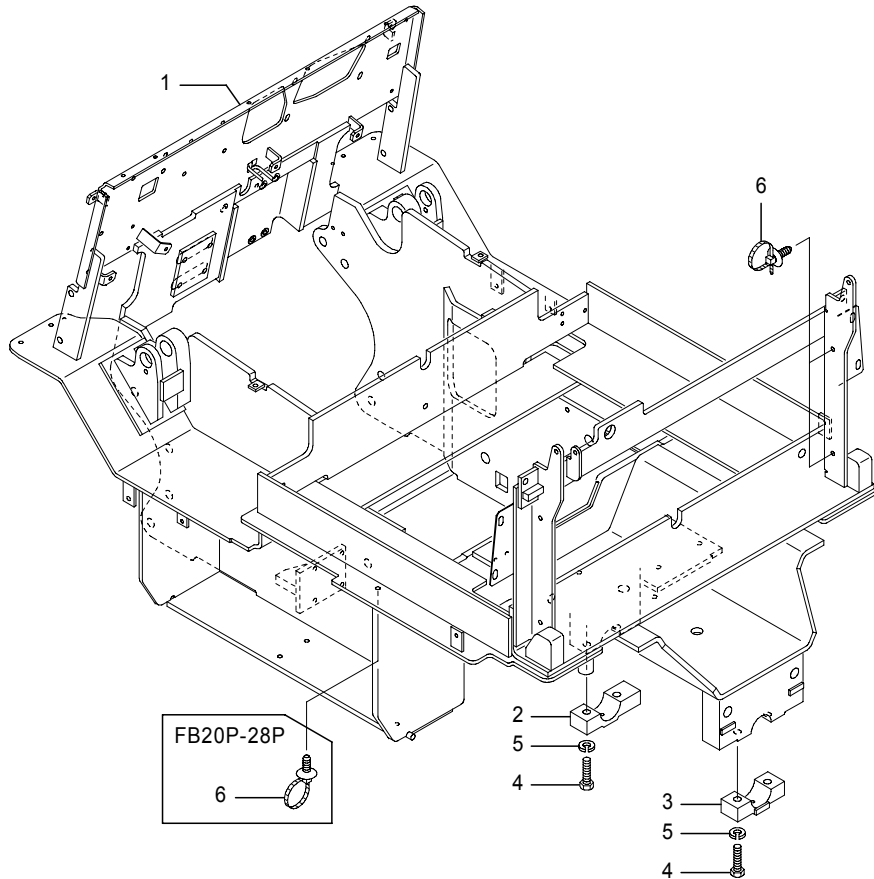


Fig.1010D FRAME  
Finger tip 3 Spools

(A)=FB20P (D)=FB30P  
(B)=FB25P (E)=  
(C)=FB28P (F)=

No.	Parts No.	Parts Name	(A)	(B)	(C)	(D)	(E)	(F)	i/a	Remarks
1	50001-38560	Frame comp.	1	1	1					
1-1	50001-38561	Frame comp. (A=241A****-)(B=241A****-)(C=241A****-)	1	1	1				×	
1	50001-38570	Frame comp.				1				
1-1	50001-38571	Frame comp. (D=251A****-)				1			↑	
1-2	50004-58720	Frame comp. (D=251A****-)				1			×	
1-3	50006-84650	Frame comp. (D=251A****-)				1			×	
2	14103-87040	Support(1), axle	1	1	1					
	14103-88650	Support(1), axle					1			
3	14104-13380	Support(2), axle	1	1	1					
	14103-88660	Support(2), axle					1			
4	0020-16060	Bolt	4	4	4	4				
5	0000-70016	Washer, lock	4	4	4	4				
6	37990-47990	Clamp, push mount	5	5	5					
	37990-47990	Clamp, push mount					4			

Note :

Fig.1010E FRAME  
Finger tip 4 Spools

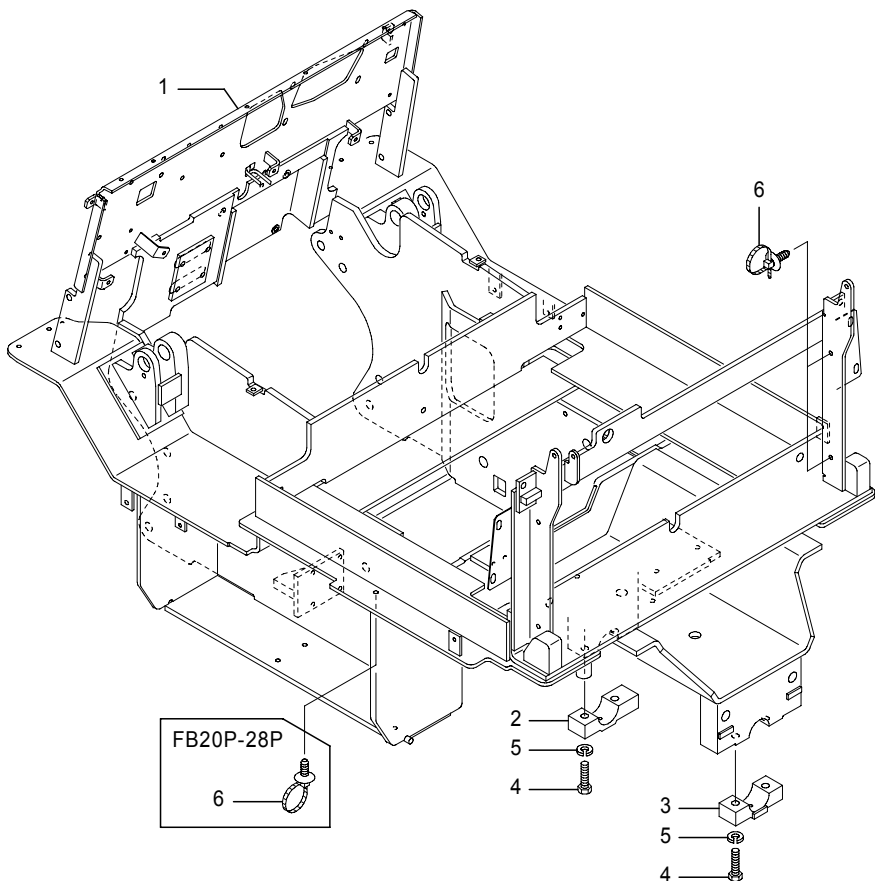


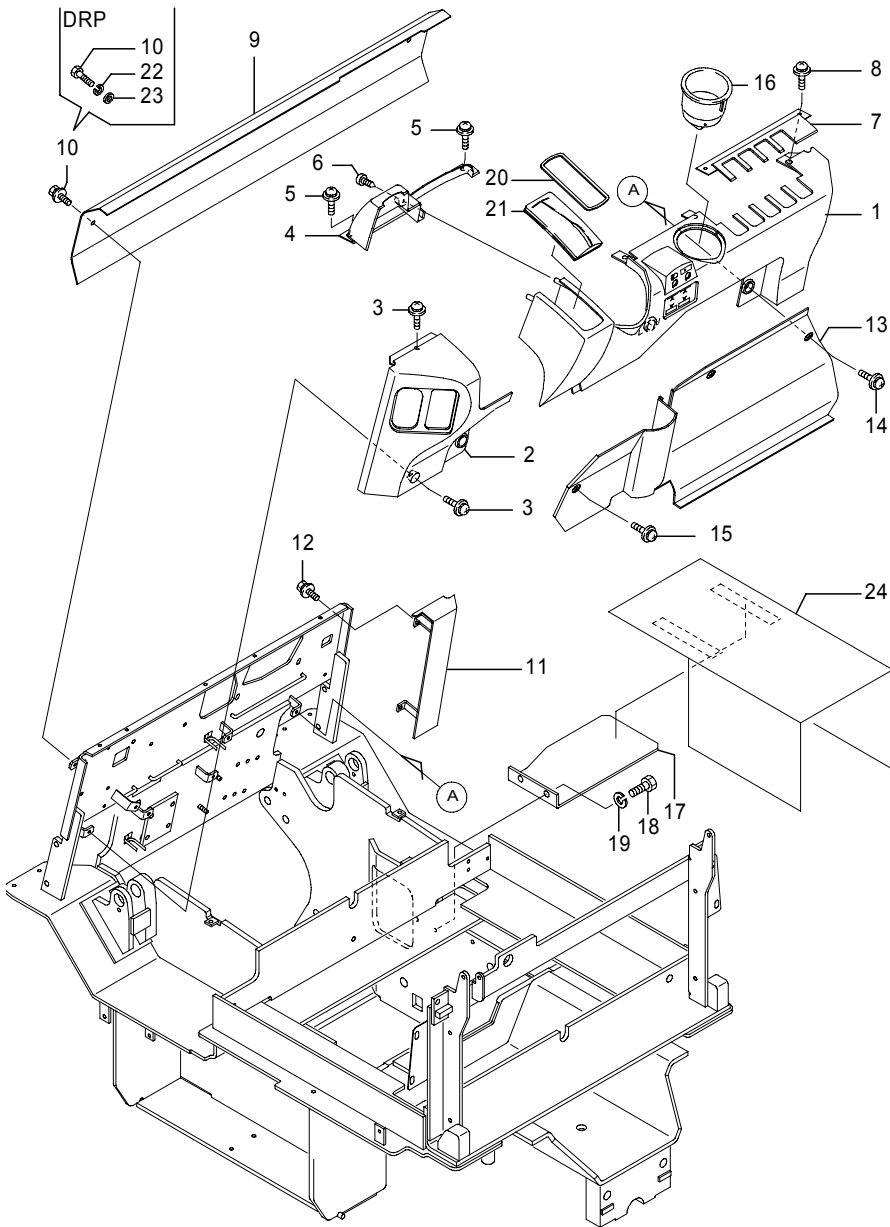
Fig.1010E FRAME  
Finger tip 4 Spools

(A)=FB20P (D)=FB30P  
(B)=FB25P (E)=  
(C)=FB28P (F)=

No.	Parts No.	Parts Name	(A)	(B)	(C)	(D)	(E)	(F)	i/a	Remarks
1	50001-37930	Frame comp.	1	1	1					
1-1	50001-37931	Frame comp. (A=241A****-)(B=241A****-)(C=241A****-)	1	1	1				↑	
1	50001-37940	Frame comp.				1				
1-1	50001-37941	Frame comp. (D=251A****-)				1				
1-2	50004-58840	Frame comp. (D=251A****-)				1			×	
1-3	50006-84800	Frame comp. (D=251A****-)				1			×	
2	14103-87040	Support(1), axle	1	1	1					
	14103-88650	Support(1), axle				1				
3	14104-13380	Support(2), axle	1	1	1					
	14103-88660	Support(2), axle				1				
4	0020-16060	Bolt	4	4	4	4				
5	0000-70016	Washer, lock	4	4	4	4				
6	37990-47990	Clamp, push mount	5	5	5					
	37990-47990	Clamp, push mount				4				

Note :

Fig.1011A COVER 1



461-1505-04  
(461-1505)

Fig.1011A COVER 1

(A)=FB20P (D)=FB30P  
(B)=FB25P (E)=  
(C)=FB28P (F)=

No.	Parts No.	Parts Name	(A)	(B)	(C)	(D)	(E)	(F)	i/a	Remarks
1	14104-25992	Cover(1), front	1	1	1	1				
2	14104-26002	Cover(2), front	1	1	1	1				
3	31010-04210	Screw, truss	2	2	2	2				
	31010-46090	Screw, truss	2	2	2	2				DRP
	31010-46090	Screw, truss	2	2	2	2				CS/FCS/RP
4	14104-26013	Cover(3), front	1	1	1	1				
5	31010-04210	Screw, truss	2	2	2	2				
	31010-46090	Screw, truss	2	2	2	2				DRP
	31010-46090	Screw, truss	2	2	2	2				CS/FCS/RP
6	31010-02340	Screw, tapping	2	2	2	2				M4×0.7-12
	31010-02540	Screw, tapping	2	2	2	2				M4×0.7-12,DRP
	31010-02540	Screw, tapping	2	2	2	2				M4×0.7-12,CS/FCS/RP
7	14104-26021	Cover(4), front	1	1	1	1				
8	31010-04210	Screw, truss	2	2	2	2				
	31010-46090	Screw, truss	2	2	2	2				DRP
	31010-46090	Screw, truss	2	2	2	2				CS/FCS/RP
9	50001-22150	Cover(5), front	1	1	1	1				
9-1	50001-63360	Cover(5), front (D=251AC231-)				1				↑
9	50001-30050	Cover(5), front	1	1	1	1				CS/FCS/RP
9-1	50001-64140	Cover(5), front (D=251AC0245-)				1				↑ CS/FCS/RP
9	50001-30050	Cover(5), front	1	1	1	1				DRP
9-1	50001-64140	Cover(5), front (D=251AC0245-)				1				↑ DRP
10	0018-06012	Bolt, w/washers	2	2	2	2				
	0018-06025	Bolt, w/washers	2	2	2	2				CS/FCS/RP
	0018-06025	Bolt, w/washers	2	2	2	2				CS/FCS/RP/DRP
10-1	70000-06540	Bolt, w/washers (A=241AC6266-)(B=241AC6266-)(C=241AC6266-)(D=251AC0881-)	2	2	2	2				↑ CS/FCS/RP/DRP
11	14104-16484	Cover(6), front	1	1	1	1				
12	0018-06016	Bolt, w/washers	2	2	2	2				
13	14104-40550	Cover(7), front	1	1	1					
	14104-40570	Cover(7), front				1				
14	31010-46470	Screw, truss	2	2	2	2				CS/FCS/RP

Note :

Fig.1011A COVER 1

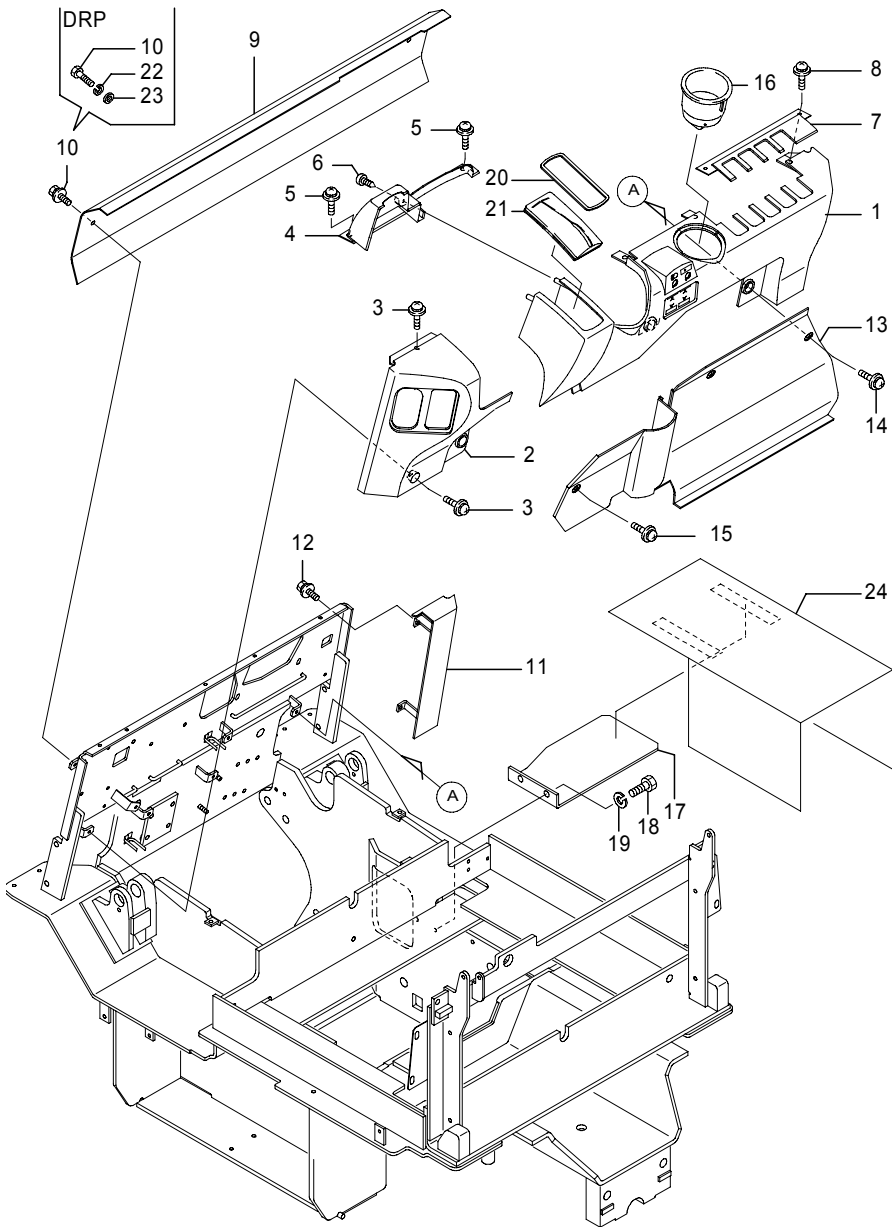


Fig.1011A COVER 1

(A)=FB20P (D)=FB30P  
 (B)=FB25P (E)=  
 (C)=FB28P (F)=

No.	Parts No.	Parts Name	(A)	(B)	(C)	(D)	(E)	(F)	i/a	Remarks
14	31010-04230	Screw, truss	2	2	2	2				
	31010-46470	Screw, truss	2	2	2	2				DRP
15	31010-46460	Screw, truss	1	1	1	1				CS/FCS/RP
	31010-04220	Screw, truss	1	1	1	1				
	31010-46460	Screw, truss	1	1	1	1				DRP
16	14103-84532	Holder, cup	1	1	1	1				
17	14104-43082	Cover, motor	1	1	1	1				
17-1	14104-43082	Cover, motor	1	1	1					
		(A=241AC****-)(B=241AC****-)(C=241AC****-)								
17-2	50006-07370	Cover, motor	1	1	1				↑	
		(A=241AC6308-)(B=241AC6308-)(C=241AC6308-)								
18	0010-10016	Bolt	2	2	2	2				
18-1	0010-10016	Bolt	2	2	2					
		(A=241AC****-)(B=241AC****-)(C=241AC****-)								
19	0000-70010	Washer, lock	2	2	2	2				
19-1	0000-70010	Washer, lock	2	2	2					
		(A=241AC****-)(B=241AC****-)(C=241AC****-)								
20	14104-40540	Support, boot	1	1	1	1				
21	14104-49211	Boot, lever	1	1	1	1				CS/FCS/RP
	14104-40531	Boot, parkinglever	1	1	1	1				
	14104-49211	Boot, lever	1	1	1	1				CS/FCS/RP/DRP
22	0000-50006	Washer, lock	2	2	2	2				CS/FCS/RP/DRP
23	0000-52006	Washer, plain	2	2	2	2				CS/FCS/RP/DRP
24	50006-91670	Cover, motor(2)	1	1	1	1				CS/FCS/RP/DRP
		(A=241AC6266-)(B=241AC6266-)(C=241AC6266-)(D=251AC0881-)								

Note :

Fig.1011B COVER 1  
For MHI, FB20P-28P

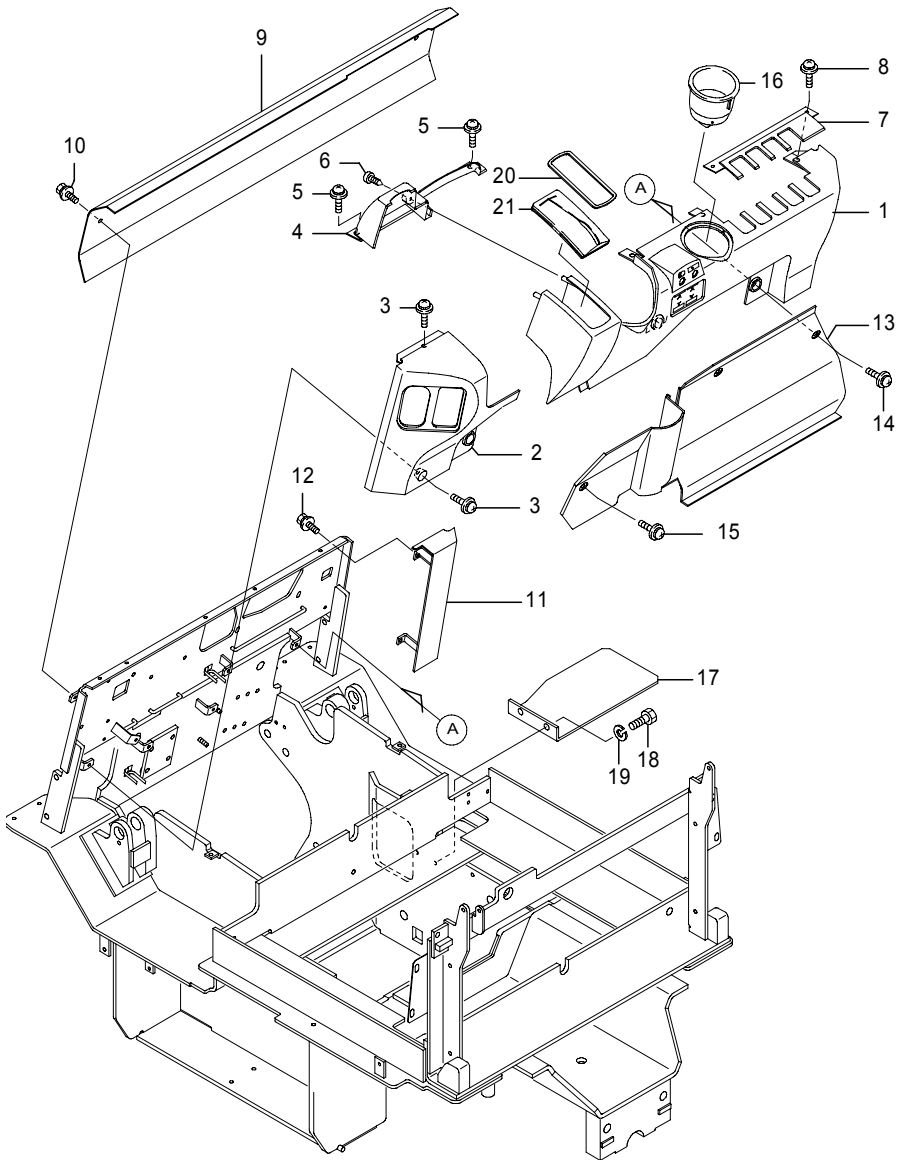


Fig.1011B COVER 1  
For MHI, FB20P-28P

(A)=FB20P (D)=FB30P  
(B)=FB25P (E)=  
(C)=FB28P (F)=

No.	Parts No.	Parts Name	(A)	(B)	(C)	(D)	(E)	(F)	i/a	Remarks
1	14104-25992	Cover(1), front	1	1	1					
2	14104-26002	Cover(2), front	1	1	1					
3	31010-04210	Screw, truss	2	2	2					
4	14104-26013	Cover(3), front	1	1	1					
5	31010-04210	Screw, truss	2	2	2					
6	31010-02340	Screw, tapping	2	2	2					M4×0.7-12
7	14104-26021	Cover(4), front	1	1	1					
8	31010-04210	Screw, truss	2	2	2					
9	50001-22150	Cover(5), front	1	1	1					
	50001-30050	Cover(5), front	1	1	1					CS/FCS/RP
10	0018-06012	Bolt, w/washers	2	2	2					
	0018-06025	Bolt, w/washers	2	2	2					CS/FCS/RP
11	14104-16484	Cover(6), front	1	1	1					
12	0018-06016	Bolt, w/washers	2	2	2					
13	14104-40550	Cover(7), front	1	1	1					
14	31010-04230	Screw, truss	2	2	2					
15	31010-04220	Screw, truss	1	1	1					
16	14103-84532	Holder, cup	1	1	1					
17	14104-43082	Cover, motor	1	1	1					
18	0010-10016	Bolt	2	2	2					
19	0000-70010	Washer, lock	2	2	2					
20	14104-40540	Support, boot	1	1	1					
21	14104-40531	Boot, parkinglever	1	1	1					

Note :



Fig.1011C COVER 1  
For MHI, FB30P

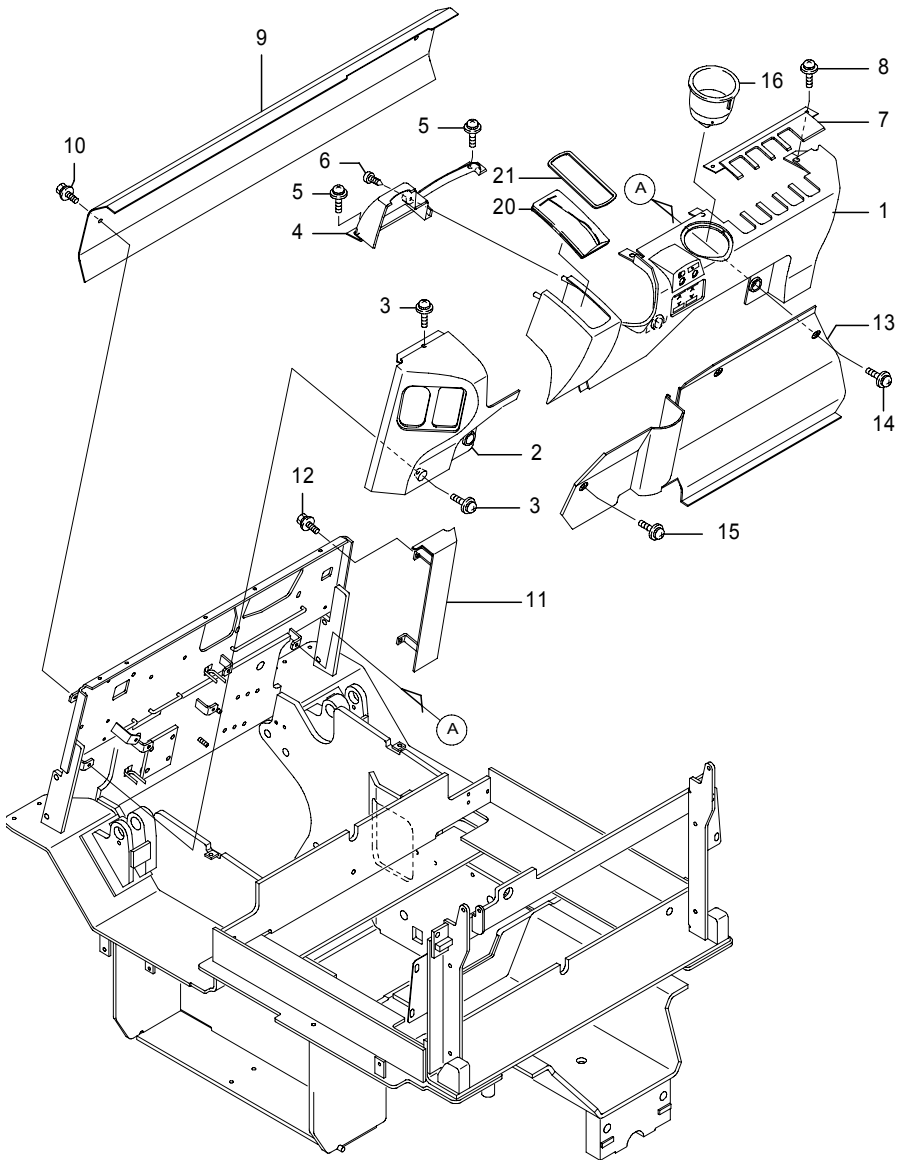


Fig.1011C COVER 1  
For MHI, FB30P

(A)=FB20P (D)=FB30P  
(B)=FB25P (E)=  
(C)=FB28P (F)=

No.	Parts No.	Parts Name	(A)	(B)	(C)	(D)	(E)	(F)	i/a	Remarks
1	14104-25992	Cover(1), front							1	
2	14104-26002	Cover(2), front							1	
3	31010-04210	Screw, truss							2	
4	14104-26013	Cover(3), front							1	
5	31010-04210	Screw, truss							2	
6	31010-02340	Screw, tapping							2	M4×0.7-12
7	14104-26021	Cover(4), front							1	
8	31010-04210	Screw, truss							2	
9	50001-63360	Cover(5), front							1	
	50001-64140	Cover(5), front							1	CS/FCS/RP
10	0018-06012	Bolt, w/washers							2	
	0018-06025	Bolt, w/washers							2	CS/FCS/RP
11	14104-16484	Cover(6), front							1	
12	0018-06016	Bolt, w/washers							2	
13	14104-40570	Cover(7), front							1	
14	31010-04230	Screw, truss							2	
15	31010-04220	Screw, truss							1	
16	14103-84532	Holder, cup							1	
20	14104-40540	Support, boot							1	
21	14104-40531	Boot, parkinglever							1	

Note :

Fig.1011D COVER 1  
Finger tip, A.O.S

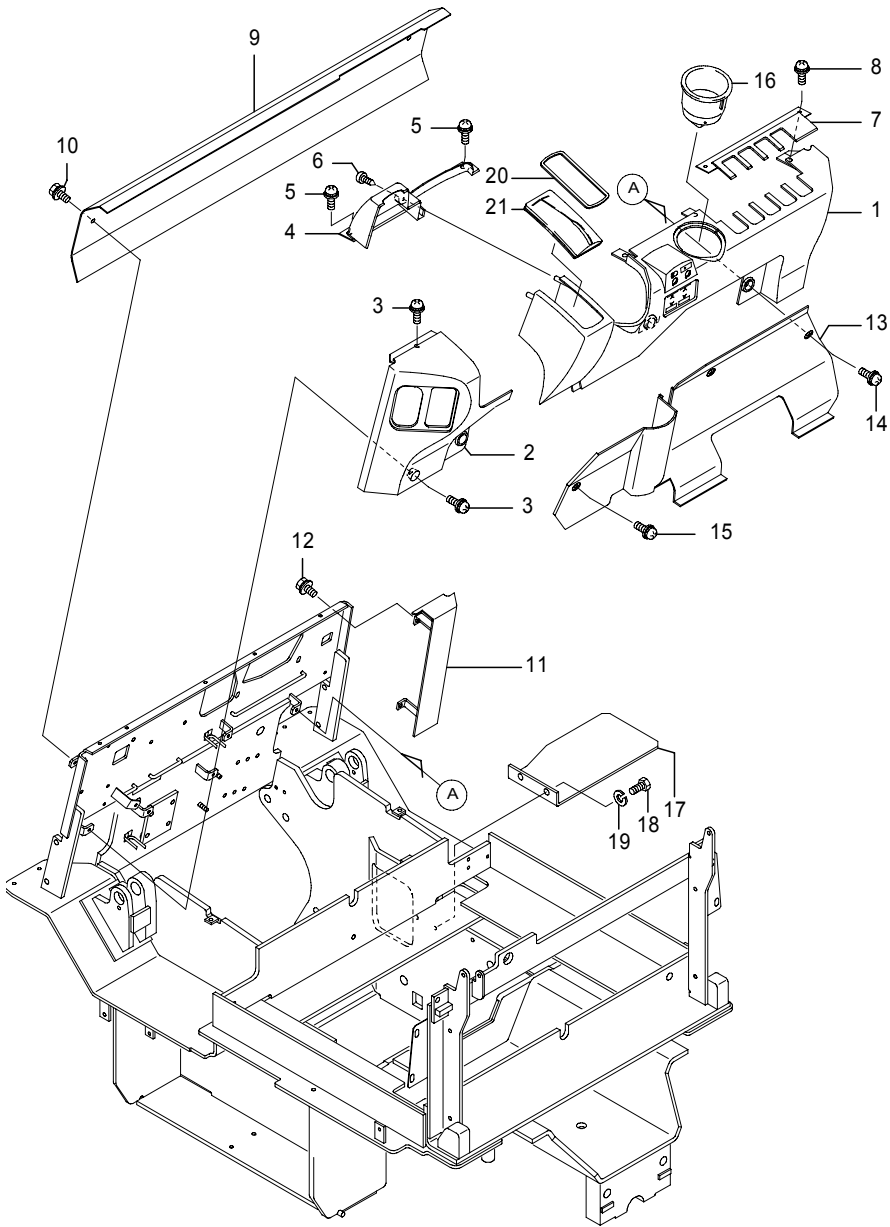


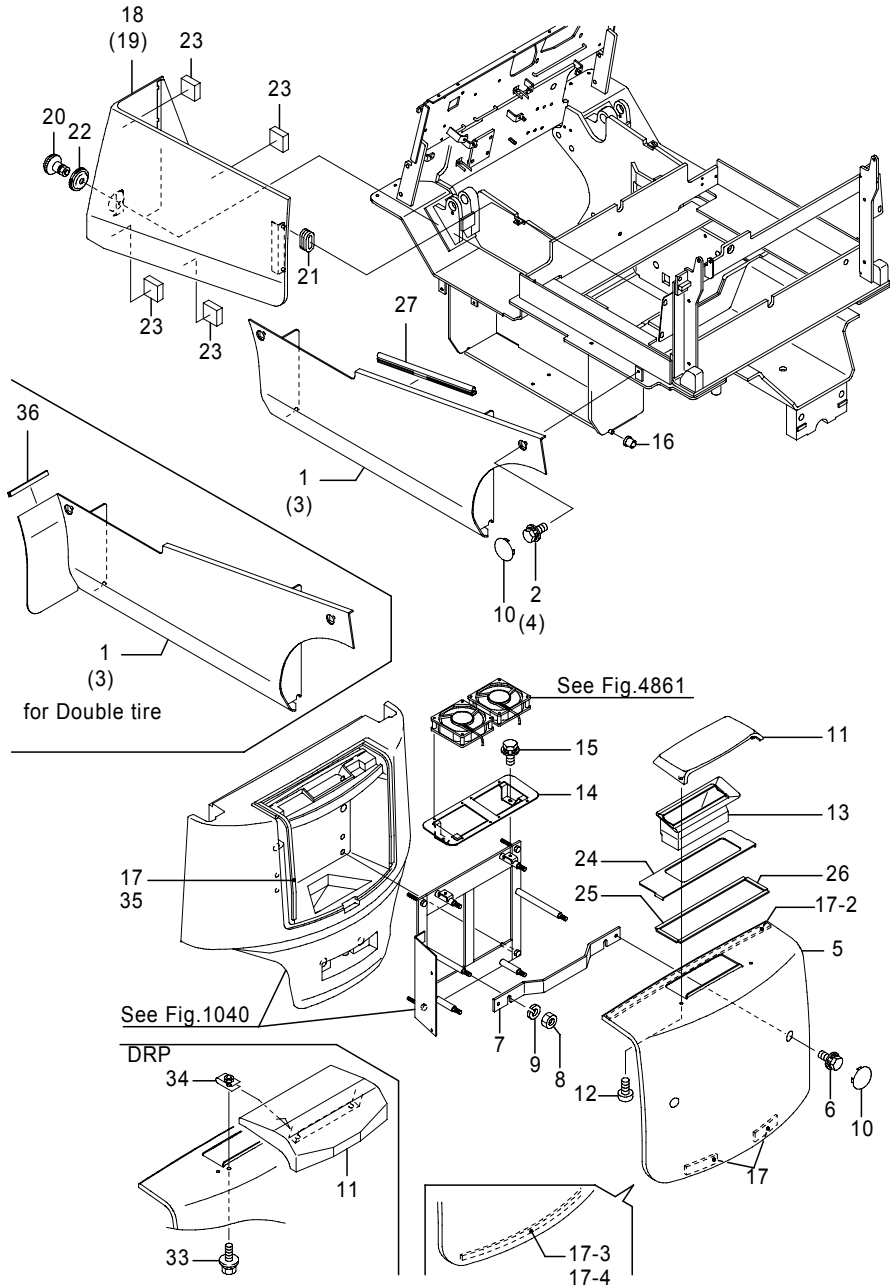
Fig.1011D COVER 1  
Finger tip, A.O.S

(A)=FB20P (D)=FB30P  
(B)=FB25P (E)=  
(C)=FB28P (F)=

No.	Parts No.	Parts Name	(A)	(B)	(C)	(D)	(E)	(F)	i/a	Remarks
1	14104-25992	Cover(1), front	1	1	1	1				
2	14104-26002	Cover(2), front	1	1	1	1				
3	31010-04210	Screw, truss	2	2	2	2				
4	14104-26013	Cover(3), front	1	1	1	1				
5	31010-04210	Screw, truss	2	2	2	2				
6	31010-02340	Screw, tapping	2	2	2	2				M4×0.7-12
7	14104-26021	Cover(4), front	1	1	1	1				
8	31010-04210	Screw, truss	2	2	2	2				
9	50001-22150	Cover(5), front	1	1	1	1				
10	0018-06012	Bolt, w/washers	2	2	2	2				
11	14104-16484	Cover(6), front	1	1	1	1				
12	0018-06016	Bolt, w/washers	2	2	2	2				
13	14104-51900	Cover(7), front	1	1	1					
	14104-51910	Cover(7), front				1				
14	31010-04230	Screw, truss	2	2	2	2				
15	31010-04220	Screw, truss	1	1	1	1				
16	14103-84532	Holder, cup	1	1	1	1				
17	14104-43082	Cover, motor	1	1	1	1				
17-1	14104-43082	Cover, motor	1	1	1					
	(A=241AC****-)(B=241AC****-)(C=241AC****-)									
17-2	50006-07370	Cover, motor	1	1	1					↑
	(A=241AC6308-)(B=241AC6308-)(C=241AC6308-)									
18	0010-10016	Bolt	2	2	2	2				
18-1	0010-10016	Bolt	2	2	2					
	(A=241AC****-)(B=241AC****-)(C=241AC****-)									
19	0000-70010	Washer, lock	2	2	2	2				
19-1	0000-70010	Washer, lock	2	2	2					
	(A=241AC****-)(B=241AC****-)(C=241AC****-)									
20	14104-40540	Support, boot	1	1	1	1				
21	14104-40531	Boot, parkinglever	1	1	1	1				

Note :

Fig.1012A1 COVER 2  
 FB20P-28P(-241AC4968),FB30P(-251AC0880)



461-1505-06  
 (461-1505/462-2030)

Fig.1012A1 COVER 2  
 FB20P-28P(-241AC4968),FB30P(-251AC0880)

(A)=FB20P (D)=FB30P  
 (B)=FB25P (E)=  
 (C)=FB28P (F)=

No.	Parts No.	Parts Name	(A)	(B)	(C)	(D)	(E)	(F)	i/a	Remarks
1	50001-48610	Cover(L), side	1	1	1					
	14103-96122	Cover(L), side				1				
1-1	50006-45280	Cover(L), side (D=251AC0822-)				1			×	
1	50001-52610	Cover(L), side	1	1	1					650/730Ah,for front window
	50001-52630	Cover comp., side(L)	1	1	1					for double tire
	14104-33010	Cover comp., side(L)				1				for double tire
2	0018-08016	Bolt, w/washers	2	2	2	2				
	31010-03910	Bolt, w/washers	2	2	2	2				CS/FCS/RP
	31010-03910	Bolt, w/washers	2	2	2	2				DRP
3	14104-12833	Cover(R), side	1	1	1					
	14103-96132	Cover(R), side				1				
3-1	50006-45290	Cover(R), side (D=251AC0822-)				1			×	
3	14104-26921	Cover(R), side	1	1	1					650/730Ah,for front window
	14104-33030	Cover comp., side(R)	1	1	1					for double tire
	14104-33040	Cover comp., side(R)				1				for double tire
4	0018-08016	Bolt, w/washers	2	2	2	2				
	31010-03910	Bolt, w/washers	2	2	2	2				CS/FCS/RP
	31010-03910	Bolt, w/washers	2	2	2	2				DRP
5	50001-16591	Cover, rear	1	1	1	1				
	50001-47420	Cover, rear	1	1	1	1				CS/FCS/RP/DRP
6	0018-08016	Bolt, w/washers	2	2	2	2				
	31010-03910	Bolt, w/washers	2	2	2	2				DRP
7	50001-23440	Bracket, cover	1	1	1	1				
8	0000-20010	Nut	2	2	2	2				
9	0000-70010	Washer, lock	2	2	2	2				
10	14103-90720	Cap	6	6	6	6				
11	50001-16582	Cover, duct	1	1	1	1				
	50001-46710	Cover, duct	1	1	1	1				CS/FCS/RP/DRP
12	31010-46320	Screw, tapping	2	2	2	2				
13	50001-22341	Duct	1	1	1	1				
13-1	50001-22342	Duct (A=241AC1869-)(B=241AC1869-)(C=241AC1869-)(D=251AC0185-)	1	1	1	1			↑	
14	50001-19571	Bracket, fan	1	1	1	1				

Note :

Fig.1012A1 COVER 2  
 FB20P-28P(-241AC4968),FB30P(-251AC0880)

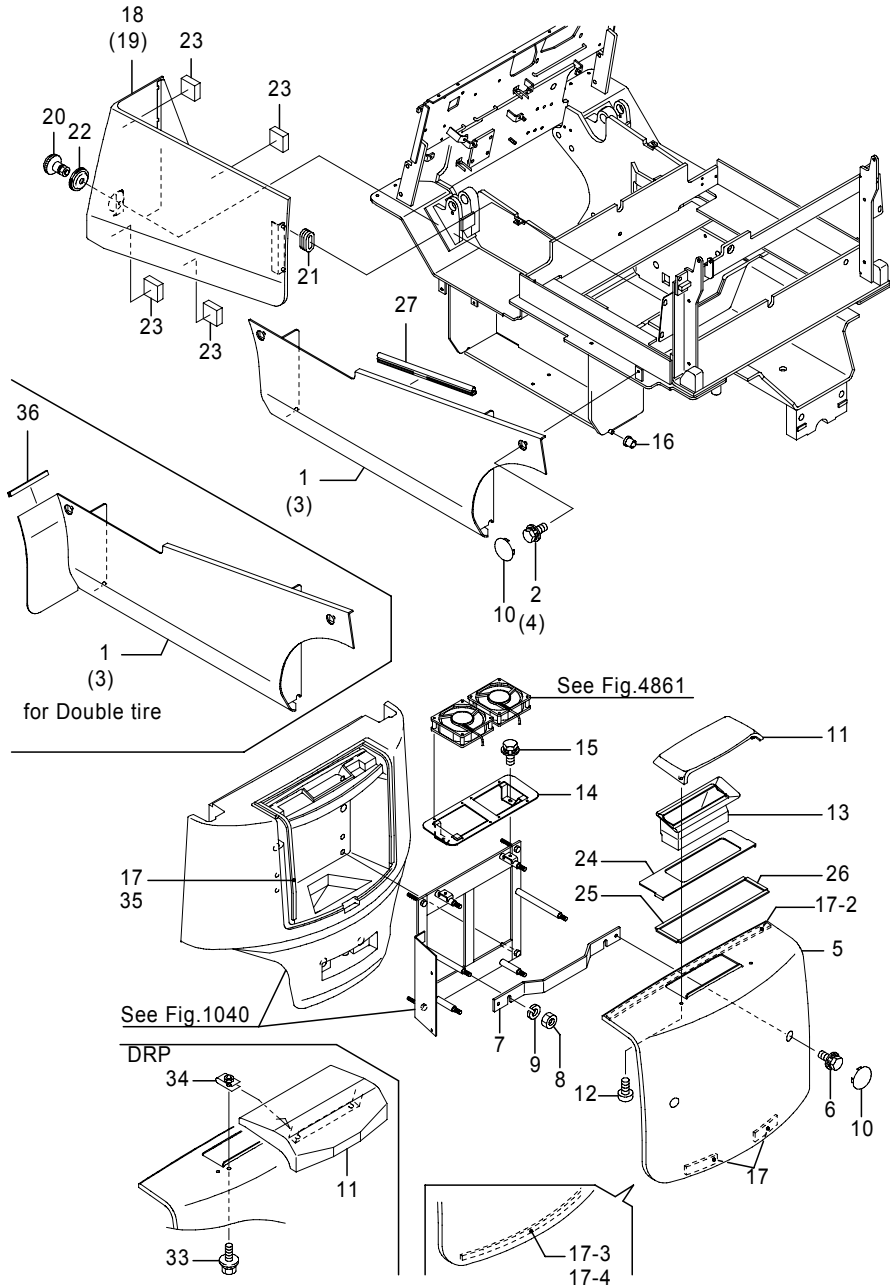


Fig.1012A1 COVER 2  
 FB20P-28P(-241AC4968),FB30P(-251AC0880)

(A)=FB20P (D)=FB30P  
 (B)=FB25P (E)=  
 (C)=FB28P (F)=

No.	Parts No.	Parts Name	(A)	(B)	(C)	(D)	(E)	(F)	i/a	Remarks
14-1	50001-19572	Bracket, fan (A=241AC1869-)(B=241AC1869-)(C=241AC1869-)(D=251AC0185-)	1	1	1	1			↑	
14-2	50001-19573	Bracket, fan (A=241AC2244-)(B=241AC2244-)(C=241AC2244-)(D=251AC0238-)	1	1	1	1			↑	
15	0016-06012	Bolt, w/washers	2	2	2	2				
16	14104-43701	Bushing	4	4	4	4				
17	50001-28081	Packing	1	1	1	1				
17-1	50001-28082	Packing (A=241AC1869-)(B=241AC1869-)(C=241AC1869-)(D=251AC0185-)	1	1	1	1			↑	
17-2	50001-28083	Packing (A=241AC1920-)(B=241AC1920-)(C=241AC1920-)(D=251AC0190-)	1	1	1	1			↑	
17-3	50001-28084	Packing (A=241AC2441-)(B=241AC2441-)(C=241AC2441-)(D=251AC0258-)	1	1	1	1			↑	
17-4	50008-18320	Packing (A=241AC7793-)(B=241AC7793-)(C=241AC7793-)(D=251AC1137-)	2	2	2	2			↓	for Cover
18	14104-46572	Cover(L), battery	1							450/545Ah
	14104-26157	Cover(L), battery	1	1	1					565/600Ah
	14103-95815	Cover(L), battery					1			
19	14104-46622	Cover(R), battery	1							450/545Ah
	14104-26167	Cover(R), battery	1	1	1					565/600Ah
	14103-95866	Cover(R), battery					1			
20	70000-27810	Knob	2	2	2	2				
20-1	70000-75340	Knob (A=241AC3335-)(B=241AC3335-)(C=241AC3335-)(D=251AC0350-)	2	2	2	2			↓	
21	14102-42611	Bushing, cover	4	4	4	4				
22	14104-46510	Cap	2	2	2	2				
22-1	14104-46511	Cap (A=241AC3335-)(B=241AC3335-)(C=241AC3335-)(D=251AC0350-)	2	2	2	2			↑	
23	14104-54210	Cushion					8			
24	14104-54100	Base, duct (D=-251AC0258)						1		
25	14104-53250	Packing (D=-251AC0258)					2			L=330
26	14104-53260	Packing (D=-251AC0258)					2			L=75

Note :

Fig.1012A1 COVER 2  
 FB20P-28P(-241AC4968),FB30P(-251AC0880)

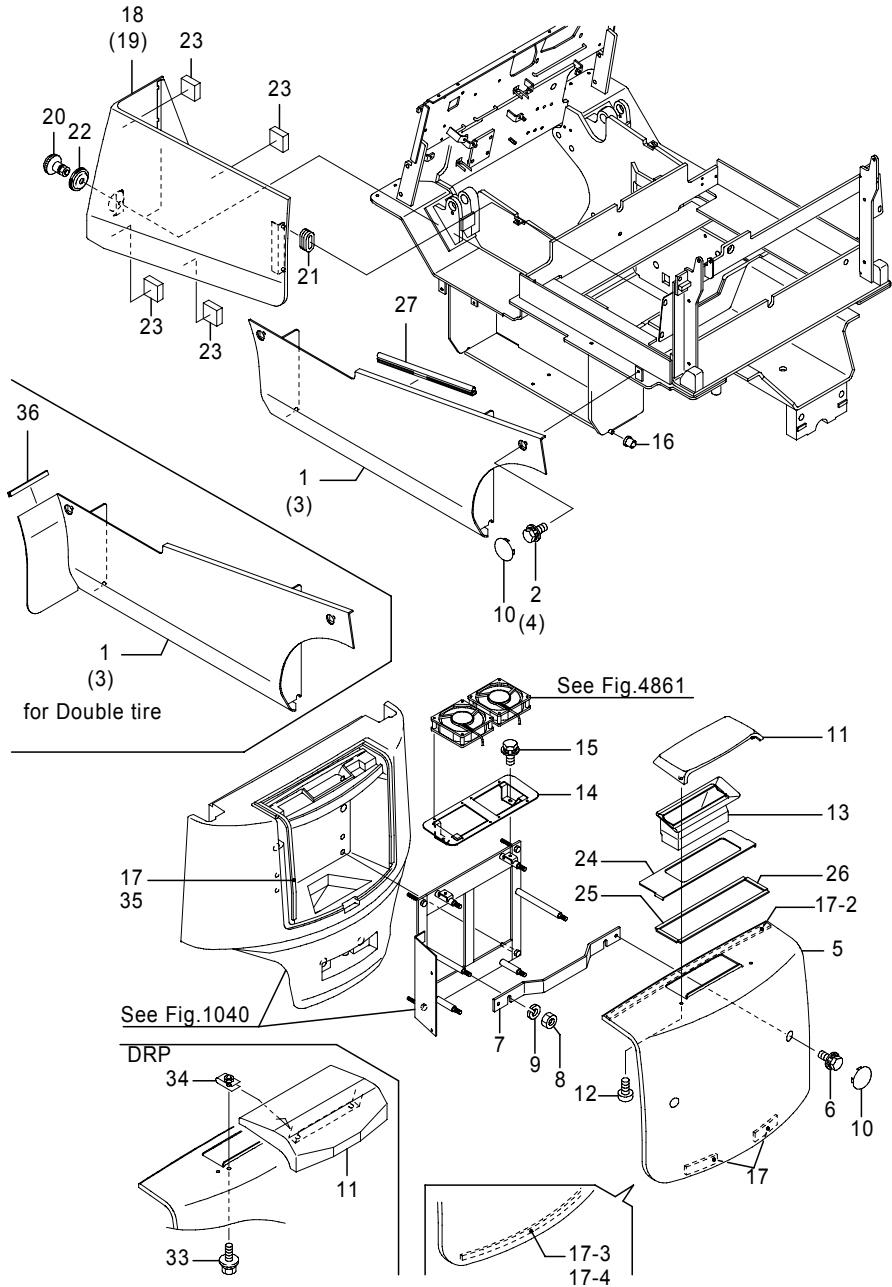


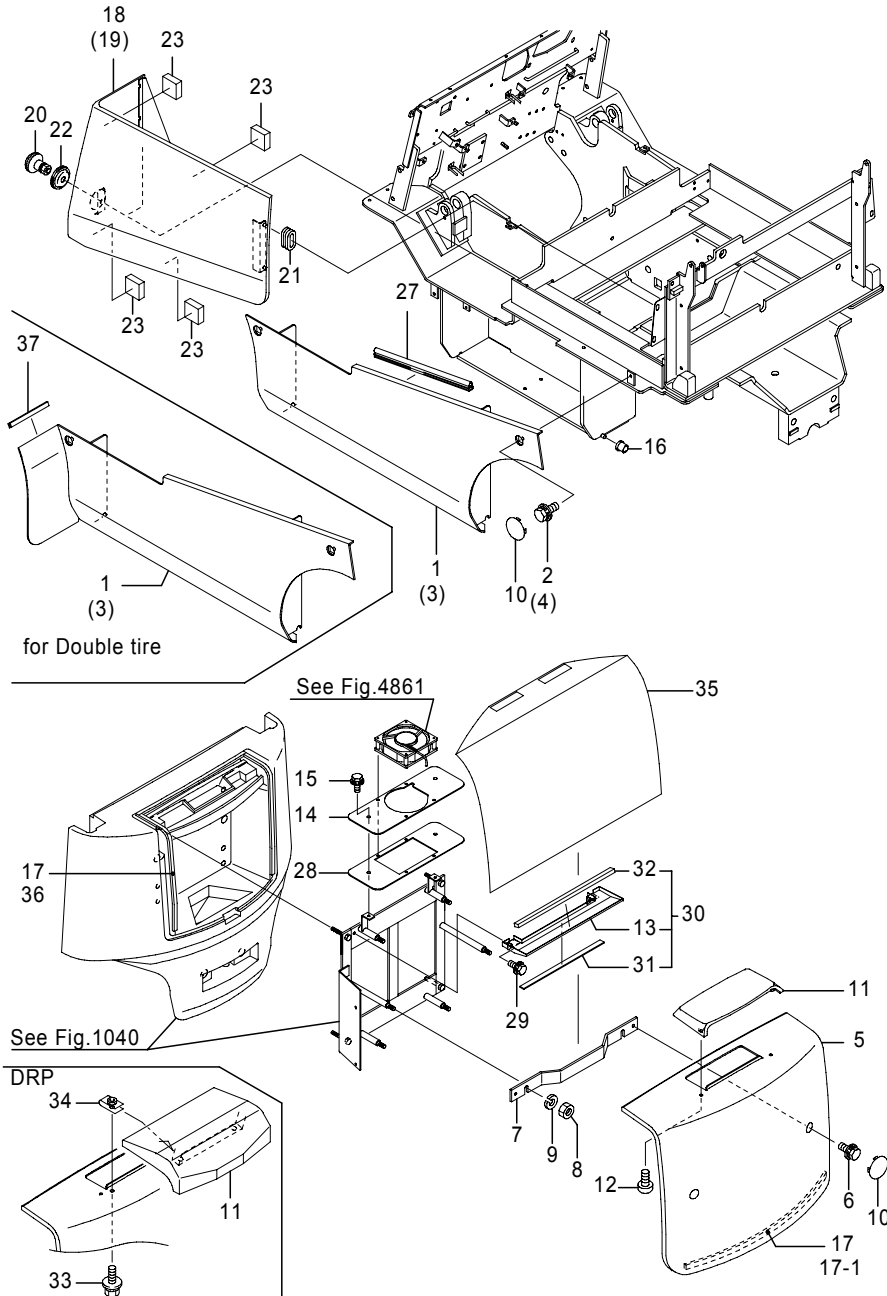
Fig.1012A1 COVER 2  
 FB20P-28P(-241AC4968),FB30P(-251AC0880)

(A)=FB20P (D)=FB30P  
 (B)=FB25P (E)=  
 (C)=FB28P (F)=

No.	Parts No.	Parts Name	(A)	(B)	(C)	(D)	(E)	(F)	i/a	Remarks
27	32390-14160	Packing	2	2	2					L=300
	32390-14160	Packing				2				L=50
33	0016-06016	Bolt, w/washers	2	2	2	2				CS/FCS/RP/DRP
34	4522-03152	Nut, speed	2	2	2	2				CS/FCS/RP/DRP
35	50008-16850	Packing	2	2	2	2				for Weight
		(A=241AC7793-)(B=241AC7793-)(C=241AC7793-)(D=251AC1137-)								
36	70000-09400	Protector	2	2	2	2				for double tire

Note :

Fig.1012A2 COVER 2  
 FB20P-28P(241AC4969-),FB30P(251AC0881-)



461-1505-16  
 (461-1505/462-2030)

Fig.1012A2 COVER 2  
 FB20P-28P(241AC4969-),FB30P(251AC0881-)

(A)=FB20P (D)=FB30P  
 (B)=FB25P (E)=  
 (C)=FB28P (F)=

No.	Parts No.	Parts Name	(A)	(B)	(C)	(D)	(E)	(F)	i/a	Remarks
1	50001-48610	Cover(L), side	1	1	1					
	50006-45280	Cover(L), side					1			
	50001-52610	Cover(L), side	1	1	1					650/730Ah,for front window
	50001-52630	Cover comp., side(L)	1	1	1					for double tire
	50006-83120	Cover comp., side(L)					1			for double tire
2	0018-08016	Bolt, w/washers	2	2	2	2				
	31010-03910	Bolt, w/washers	2	2	2	2				CS/FCS/RP
	31010-03910	Bolt, w/washers	2	2	2	2				DRP
	14104-12833	Cover(R), side	1	1	1					
3	50006-45290	Cover(R), side					1			
	14104-26921	Cover(R), side	1	1	1					650/730Ah,for front window
	14104-33030	Cover comp., side(R)	1	1	1					for double tire
	50006-83130	Cover comp., side(R)					1			for double tire
4	0018-08016	Bolt, w/washers	2	2	2	2				
	31010-03910	Bolt, w/washers	2	2	2	2				CS/FCS/RP
	31010-03910	Bolt, w/washers	2	2	2	2				DRP
5	50001-16591	Cover, rear	1	1	1	1				
	50001-47420	Cover, rear	1	1	1	1				CS/FCS/RP/DRP
6	0018-08016	Bolt, w/washers	2	2	2	2				
	31010-03910	Bolt, w/washers	2	2	2	2				DRP
7	50001-23440	Bracket, cover	1	1	1	1				
	0000-20010	Nut	2	2	2	2				
9	0000-70010	Washer, lock	2	2	2	2				
	14103-90720	Cap	6	6	6	6				
11	50001-16582	Cover, duct	1	1	1	1				
	50001-46710	Cover, duct	1	1	1	1				CS/FCS/RP/DRP
12	31010-46320	Screw, tapping	2	2	2	2				
	50005-80860	Duct	1	1	1	1				
14	50003-97481	Bracket, fan	1	1	1	1				
	0016-06016	Bolt, w/washers	2	2	2	2				
16	14104-43701	Bushing	4	4	4	4				
	50001-28084	Packing	1	1	1	1				
17-1	50008-18320	Packing	2	2	2	2				↙ for Cover
		(A=241AC7793-)(B=241AC7793-)(C=241AC7793-)(D=251AC1137-)								
18	14104-46572	Cover(L), battery	1							450/545Ah

Note :

Fig.1012A2 COVER 2  
 FB20P-28P(241AC4969-),FB30P(251AC0881-)

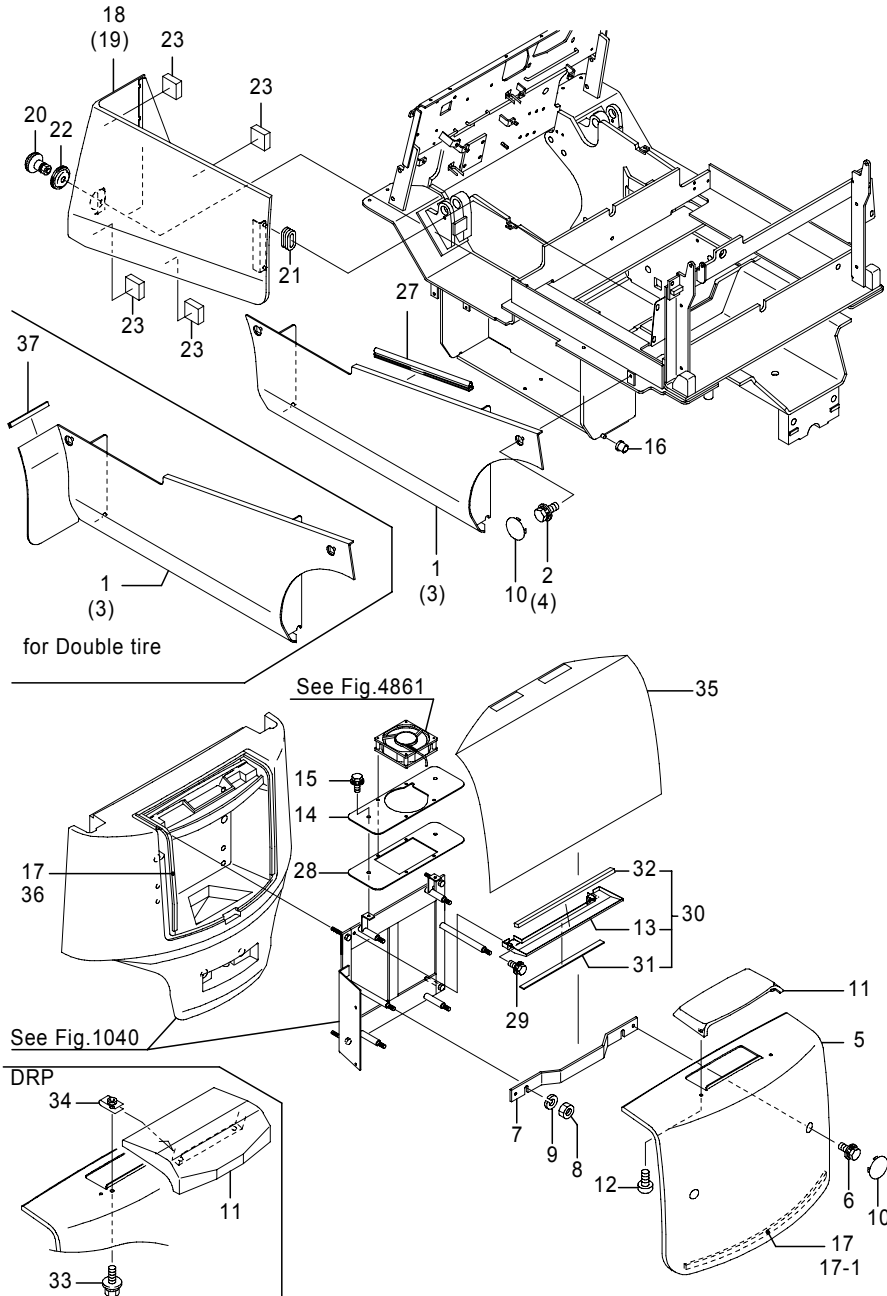


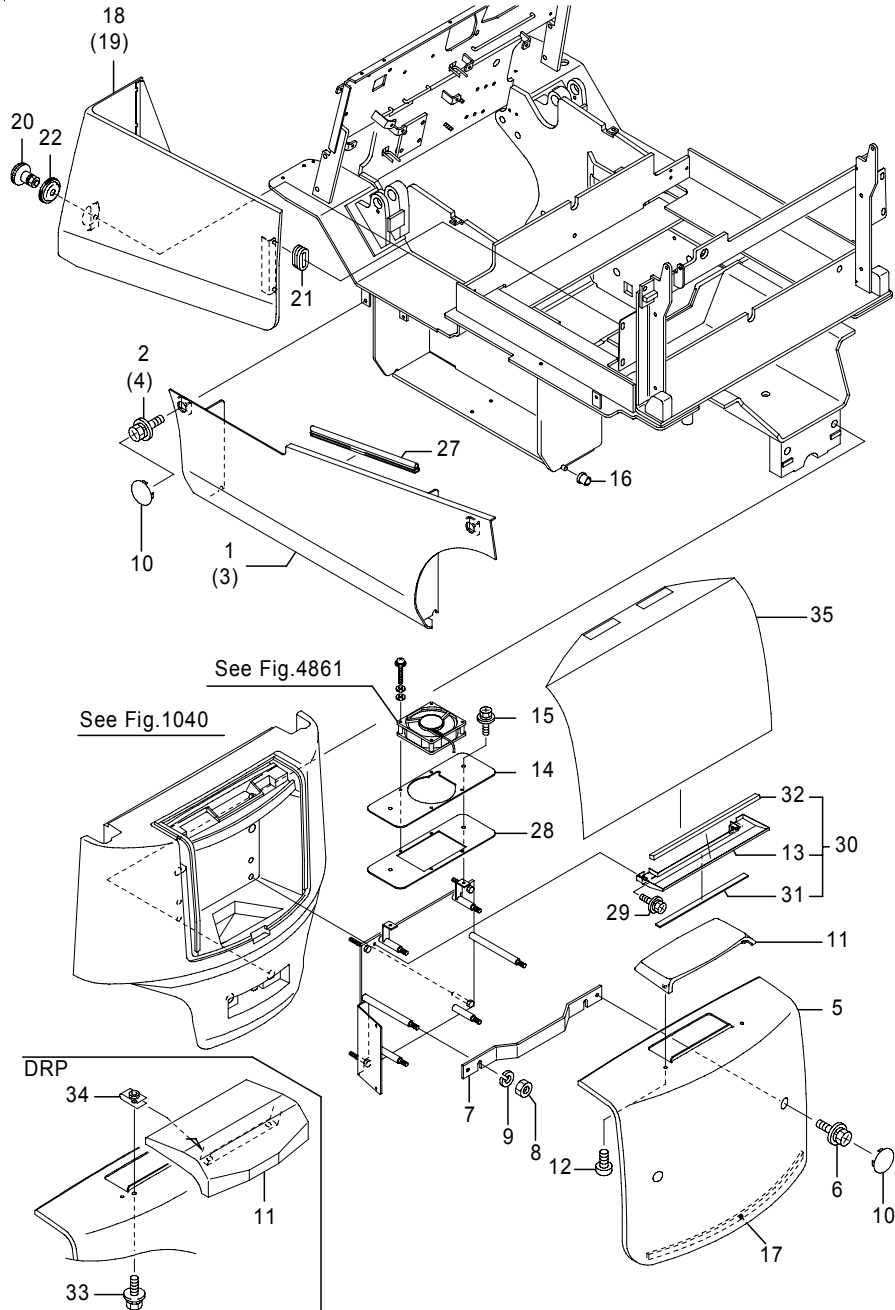
Fig.1012A2 COVER 2  
 FB20P-28P(241AC4969-),FB30P(251AC0881-)

(A)=FB20P (D)=FB30P  
 (B)=FB25P (E)=  
 (C)=FB28P (F)=

No.	Parts No.	Parts Name	(A)	(B)	(C)	(D)	(E)	(F)	i/a	Remarks
18	14104-26157	Cover(L), battery	1	1	1					565/600Ah
	14103-95815	Cover(L), battery					1			
18-1	14103-95816	Cover(L), battery (D=251AC0916-)					1		↑	
19	14104-46622	Cover(R), battery	1							450/545Ah
	14104-26167	Cover(R), battery	1	1	1					565/600Ah
	14103-95866	Cover(R), battery					1			
19-1	14103-95867	Cover(R), battery (D=251AC0916-)					1		↑	
20	70000-75340	Knob	2	2	2	2				
21	14102-42611	Bushing, cover	4	4	4	4				
22	14104-46511	Cap	2	2	2	2				
23	14104-54210	Cushion					8			
27	32390-14160	Packing	2	2	2					L=300
	32390-14160	Packing					2			L=50
28	50003-97510	Packing	1	1	1	1				
29	0016-06010	Bolt, w/washers	2	2	2	2				
30	50006-06450	Duct comp.	1	1	1	1				
31	50006-06460	Cushion	1	1	1	1				
32	50006-06470	Cushion	1	1	1	1				
33	0016-06016	Bolt, w/washers	2	2	2	2				CS/FCS/RP/DRP
34	4522-03152	Nut, speed	2	2	2	2				CS/FCS/RP/DRP
35	50006-83720	Cover, control unit (A=241AC6266-)(B=241AC6266-)(C=241AC6266-)	1	1	1	1				CS/FCS/RP/DRP
36	50008-16850	Packing (A=241AC7793-)(B=241AC7793-)(C=241AC7793-)(D=251AC1137-)	2	2	2	2				for Weight
37	70000-09400	Protector	2	2	2	2				for double tire

Note :

Fig.1012B COVER 2  
For MHI, FB20P-28P



462-2706-04  
(462-2706/462-2759)

Fig.1012B COVER 2  
For MHI, FB20P-28P

(A)=FB20P (D)=FB30P  
(B)=FB25P (E)=  
(C)=FB28P (F)=

No.	Parts No.	Parts Name	(A)	(B)	(C)	(D)	(E)	(F)	i/a	Remarks
1	50001-48610	Cover(L), side	1	1	1					
2	0018-08016	Bolt, w/washers	2	2	2					
	31010-03910	Bolt, w/washers	2	2	2					CS/FCS/RP
3	14104-12833	Cover(R), side	1	1	1					
4	0018-08016	Bolt, w/washers	2	2	2					
	31010-03910	Bolt, w/washers	2	2	2					CS/FCS/RP
5	50001-16591	Cover, rear	1	1	1					
6	0018-08016	Bolt, w/washers	2	2	2					
7	50001-23440	Bracket, cover	1	1	1					
8	0000-20010	Nut	2	2	2					
9	0000-70010	Washer, lock	2	2	2					
10	50006-18050	Cap	6	6	6					
11	50006-18070	Cover, duct	1	1	1					
12	31010-46320	Screw, tapping	2	2	2					
13	50005-80860	Duct	1	1	1					
14	50003-97481	Bracket, fan	1	1	1					
15	0016-06016	Bolt, w/washers	2	2	2					
16	14104-43701	Bushing	4	4	4					
17	50001-28084	Packing	1	1	1					
18	14104-46572	Cover(L), battery	1							450/545Ah
	14104-26157	Cover(L), battery	1	1	1					565/600Ah
19	14104-46622	Cover(R), battery	1							450/545Ah
	14104-26167	Cover(R), battery	1	1	1					565/600Ah
20	70000-75340	Knob	2	2	2					
21	14102-42611	Bushing, cover	4	4	4					
22	14104-46511	Cap	2	2	2					
27	32390-14160	Packing	2	2	2					L=300
28	50003-97510	Packing	1	1	1					
29	0016-06010	Bolt, w/washers	2	2	2					
30	50006-06450	Duct comp.	1	1	1					
31	50006-06460	Cushion	1	1	1					
32	50006-06470	Cushion	1	1	1					

Note :



Fig.1012C COVER 2  
For MHI, FB30P

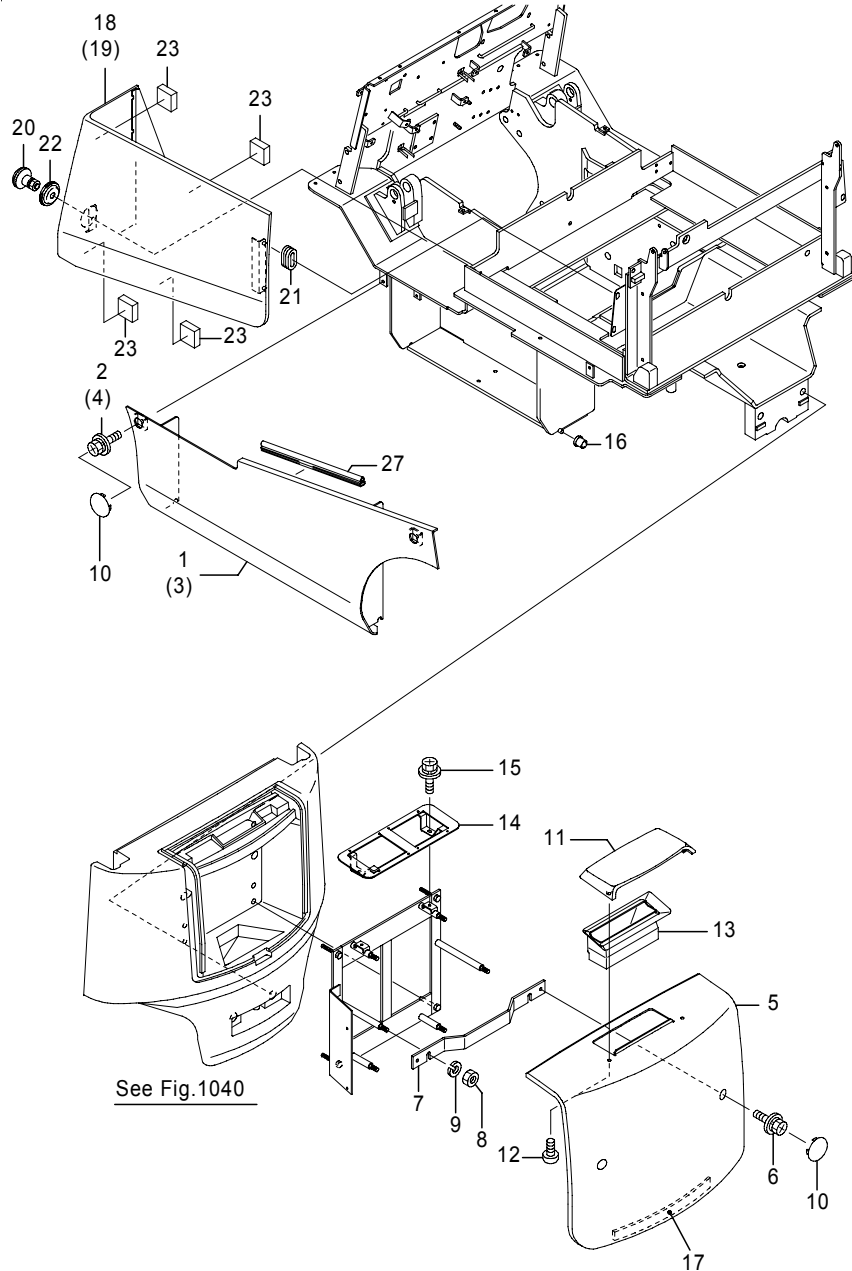


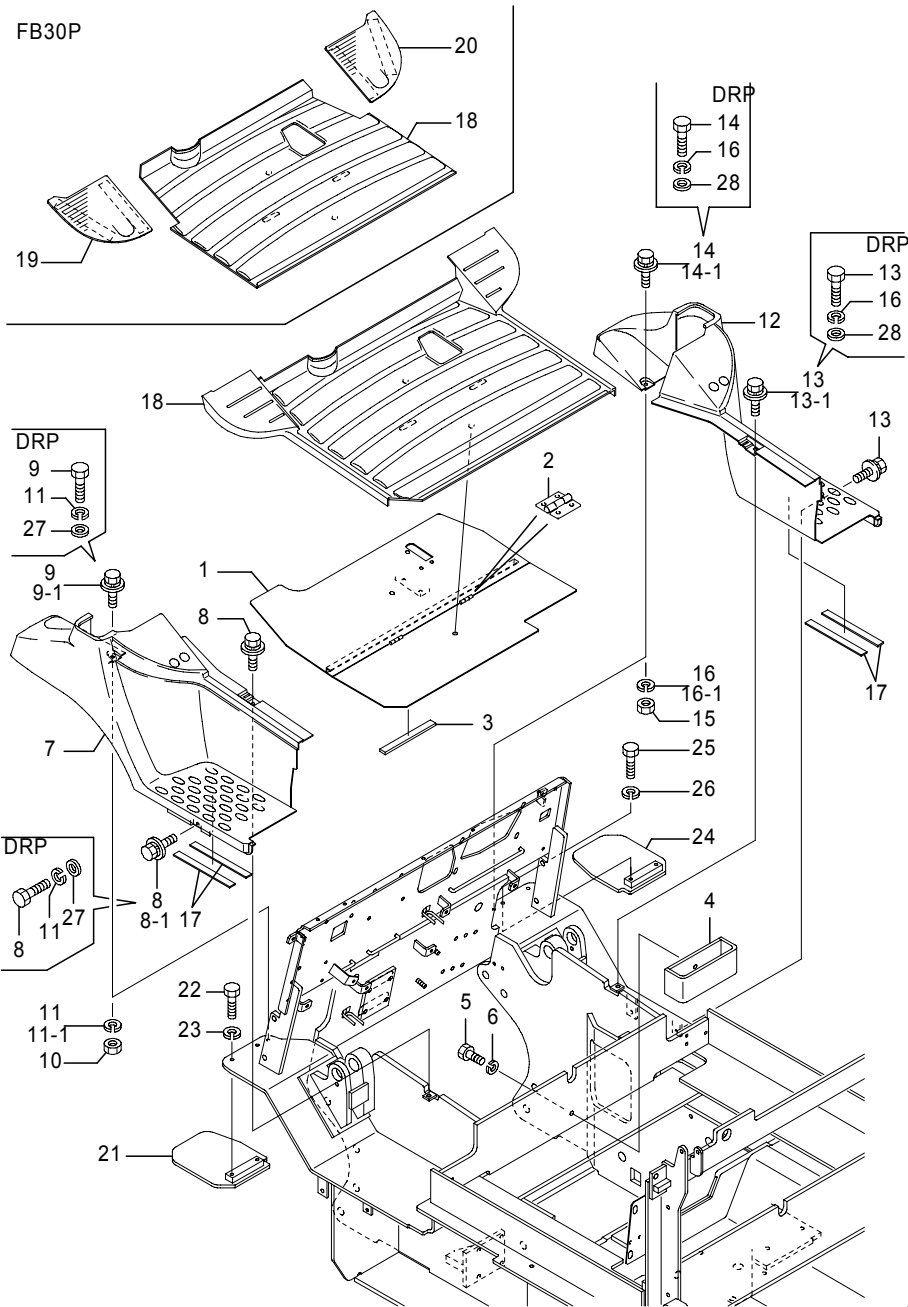
Fig.1012C COVER 2  
For MHI, FB30P

(A)=FB20P (D)=FB30P  
(B)=FB25P (E)=  
(C)=FB28P (F)=

No.	Parts No.	Parts Name	(A)	(B)	(C)	(D)	(E)	(F)	i/a	Remarks
1	50006-45280	Cover(L), side							1	
2	0018-08016	Bolt, w/washers							2	
	31010-03910	Bolt, w/washers							2	CS/FCS/RP
3	50006-45290	Cover(R), side							1	
4	0018-08016	Bolt, w/washers							2	
	31010-03910	Bolt, w/washers							2	CS/FCS/RP
5	50001-16591	Cover, rear							1	
6	0018-08016	Bolt, w/washers							2	
7	50001-23440	Bracket, cover							1	
8	0000-20010	Nut							2	
9	0000-70010	Washer, lock							2	
10	50006-18050	Cap							6	
11	50006-18070	Cover, duct							1	
12	31010-46320	Screw, tapping							2	
13	50001-22342	Duct							1	
14	50001-19573	Bracket, fan							1	
15	0016-06012	Bolt, w/washers							2	
16	14104-43701	Bushing							4	
17	50001-28084	Packing							1	
18	14103-95816	Cover(L), battery							1	
19	14103-95867	Cover(R), battery							1	
20	70000-75340	Knob							2	
21	14102-42611	Bushing, cover							4	
22	14104-46511	Cap							2	
23	14104-54210	Cushion							8	
27	32390-14160	Packing							2	L=50

Note :

Fig.1014A PAD & FLOOR PLATE  
FB20P-28P,FB30P(-251AC0821)



461-1505-08  
(461-1505)

Fig.1014A PAD & FLOOR PLATE  
FB20P-28P,FB30P(-251AC0821)

(A)=FB20P (D)=FB30P  
(B)=FB25P (E)=  
(C)=FB28P (F)=

No.	Parts No.	Parts Name	(A)	(B)	(C)	(D)	(E)	(F)	i/a	Remarks
1	50006-83680 (A=241AC6266-)	Plate, floor	1							450/545Ah,CS/FCS/RP/DRP
1-1	50006-83681 (A=241AC7310-)(B=241AC7310-)(C=241AC7310-)(D=251AC1076-)	Plate, floor	1	1	1	1			↑	450/545Ah,CS/FCS/RP/DRP
1	50006-83690 (A=241AC6266-)(B=241AC6266-)(C=241AC6266-)	Plate, floor	1	1	1					20P:600Ah, 25/28P,CS/FCS/RP/DRP
1-1	50006-83691 (A=241AC7310-)(B=241AC7310-)(C=241AC7310-)(D=251AC1076-)	Plate, floor	1	1	1	1			↑	20P:600Ah, 25/28P,CS/FCS/RP/DRP
1	50006-83700 (D=251AC0881-)	Plate, floor					1			CS/FCS/RP/DRP
1-1	50006-83701 (A=241AC7310-)(B=241AC7310-)(C=241AC7310-)(D=251AC1076-)	Plate, floor	1	1	1	1			↓	CS/FCS/RP/DRP
1	50001-25380	Plate, floor	1							450/545Ah
	50001-25400	Plate, floor	1	1	1					565/600Ah
	50001-25410	Plate, floor					1			
1-1	50002-41940 (D=251AC0492-)	Plate, floor					1		×	
2	1906-49028	Hinge	2	2	2	2				
3	14104-42380	Cushion, floor	1	1	1	1				
3-1	50002-52610 (D=251AC0492-)	Cushion, floor					1		×	
4	14103-89592	Stopper, battery	1							450/545Ah
	14104-58490	Stopper, battery	1	1	1					650/730Ah,for front window
5	0024-10030	Bolt	1							450/545Ah,CS/FCS/RP
	0020-10030	Bolt	1							450/545Ah
	0024-10030	Bolt	1							450/545Ah,DRP
6	0000-50010	Washer, lock	1							450/545Ah,CS/FCS/RP
	0000-70010	Washer, lock	1							450/545Ah
	0000-50010	Washer, lock	1							450/545Ah,DRP
7	14104-12943	Step(L)	1	1	1					Red
	14104-53840	Step(L)	1	1	1					Grey,Opt
	14104-29194	Step(L)	1	1	1					Red,650/730Ah,Opt,*1
	14104-57333	Step(L)	1	1	1					Grey,650/730Ah,Opt,*1
	14103-94116	Step(L)					1			Red

Note : \*1:for front window

Fig.1014A PAD & FLOOR PLATE  
 FB20P-28P,FB30P(-251AC0821)

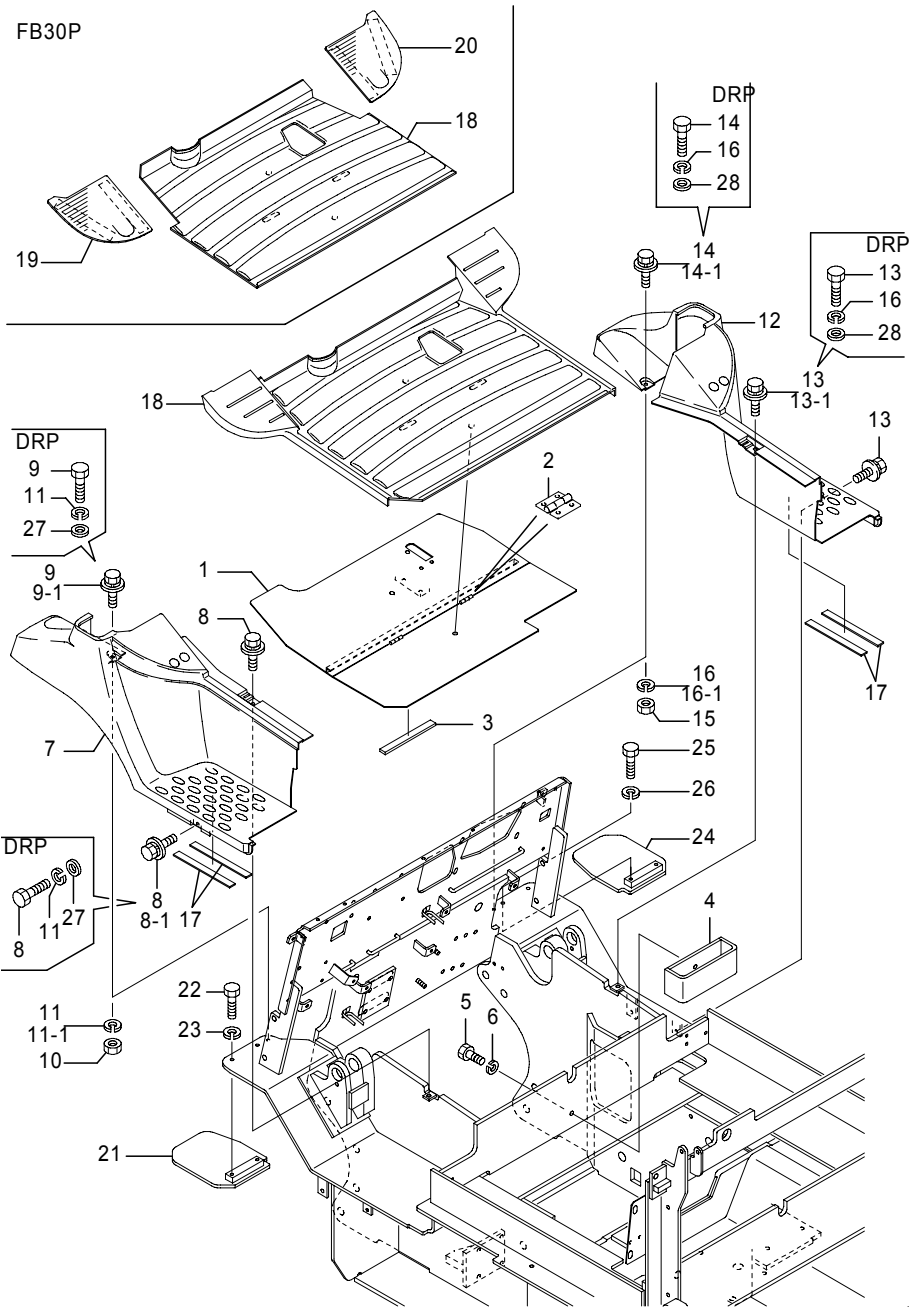


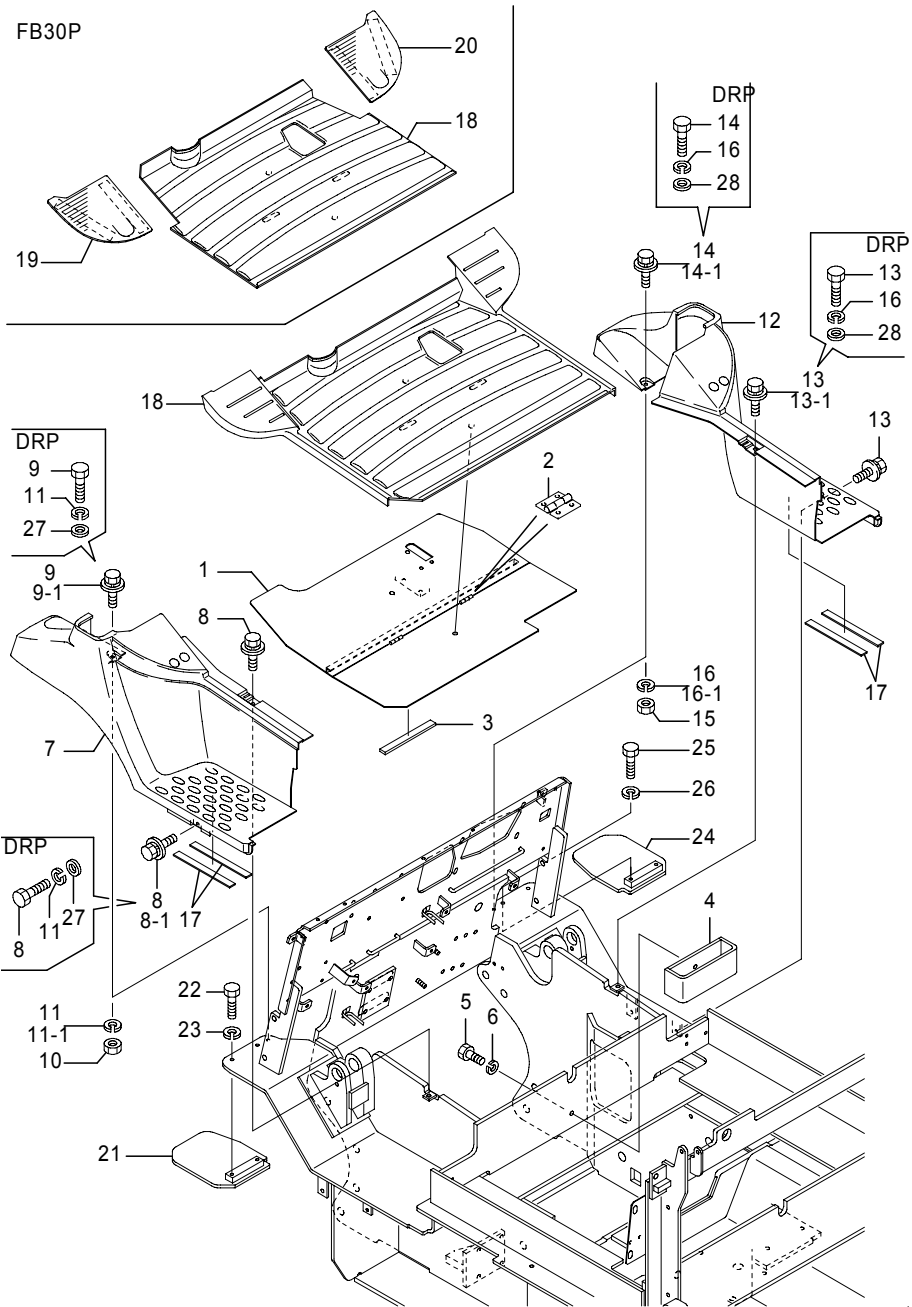
Fig.1014A PAD & FLOOR PLATE  
 FB20P-28P,FB30P(-251AC0821)

(A)=FB20P (D)=FB30P  
 (B)=FB25P (E)=  
 (C)=FB28P (F)=

No.	Parts No.	Parts Name	(A)	(B)	(C)	(D)	(E)	(F)	i/a	Remarks
8	0018-06016	Bolt, w/washers	2	2	2	2				
	0014-06016	Bolt, w/washers	2	2	2	2				DRP
8-1	70000-06500	Bolt, w/washers (A=241AC6266-)(B=241AC6266-)(C=241AC6266-)	2	2	2				↑	DRP
8	70000-06500	Bolt, w/washers	2	2	2					CS/FCS/RP
9	0018-06025	Bolt, w/washers	1	1	1	1				
	0014-06025	Bolt, w/washers	1	1	1	1				DRP
9-1	70000-06540	Bolt, w/washers (A=241AC6266-)(B=241AC6266-)(C=241AC6266-)	1	1	1				↑	DRP
9	70000-06540	Bolt, w/washers (A=241AC6266-)(B=241AC6266-)(C=241AC6266-)	1	1	1					CS/FCS/RP
10	0000-00006	Nut	1	1	1	1				
	0000-04006	Nut	1	1	1	1				DRP
	0000-04006	Nut	1	1	1					CS/FCS/RP
11	0000-70006	Washer, lock	1	1	1	1				
	0000-50006	Washer, lock	4	4	4	4				DRP
11-1	0000-50006	Washer, lock (A=241AC6266-)(B=241AC6266-)(C=241AC6266-)	1	1	1				↑	DRP
11	0000-50006	Washer, lock	1	1	1					CS/FCS/RP
12	14104-12933	Step(R)	1							Red
	14104-53850	Step(R)	1							Grey,450/545Ah,Opt
	14104-53150	Step(R)	1	1	1					Red,565/600Ah
	14104-54860	Step(R)	1	1	1					Grey,565/600Ah,Opt
	14104-76502	Step(R)	1	1	1					Red,650/730Ah,Opt,*1
	14104-76512	Step(R)	1	1	1					Grey,650/730Ah,Opt,*1
	14103-94107	Step(R)				1				Red
	14104-55742	Step(R)				1				Grey,Opt
13	0018-06016	Bolt, w/washers	2	2	2	2				
	0014-06016	Bolt, w/washers	2	2	2	2				DRP
13-1	70000-06500	Bolt, w/washers (A=241AC6266-)(B=241AC6266-)(C=241AC6266-)	2	2	2				↑	DRP
13	70000-06500	Bolt, w/washers	2	2	2					CS/FCS/RP
14	0018-06025	Bolt, w/washers	1	1	1	1				
	0014-06025	Bolt, w/washers	1	1	1	1				DRP

Note : \*1:for front window

Fig.1014A PAD & FLOOR PLATE  
FB20P-28P,FB30P(-251AC0821)



461-1505-08  
(461-1505)

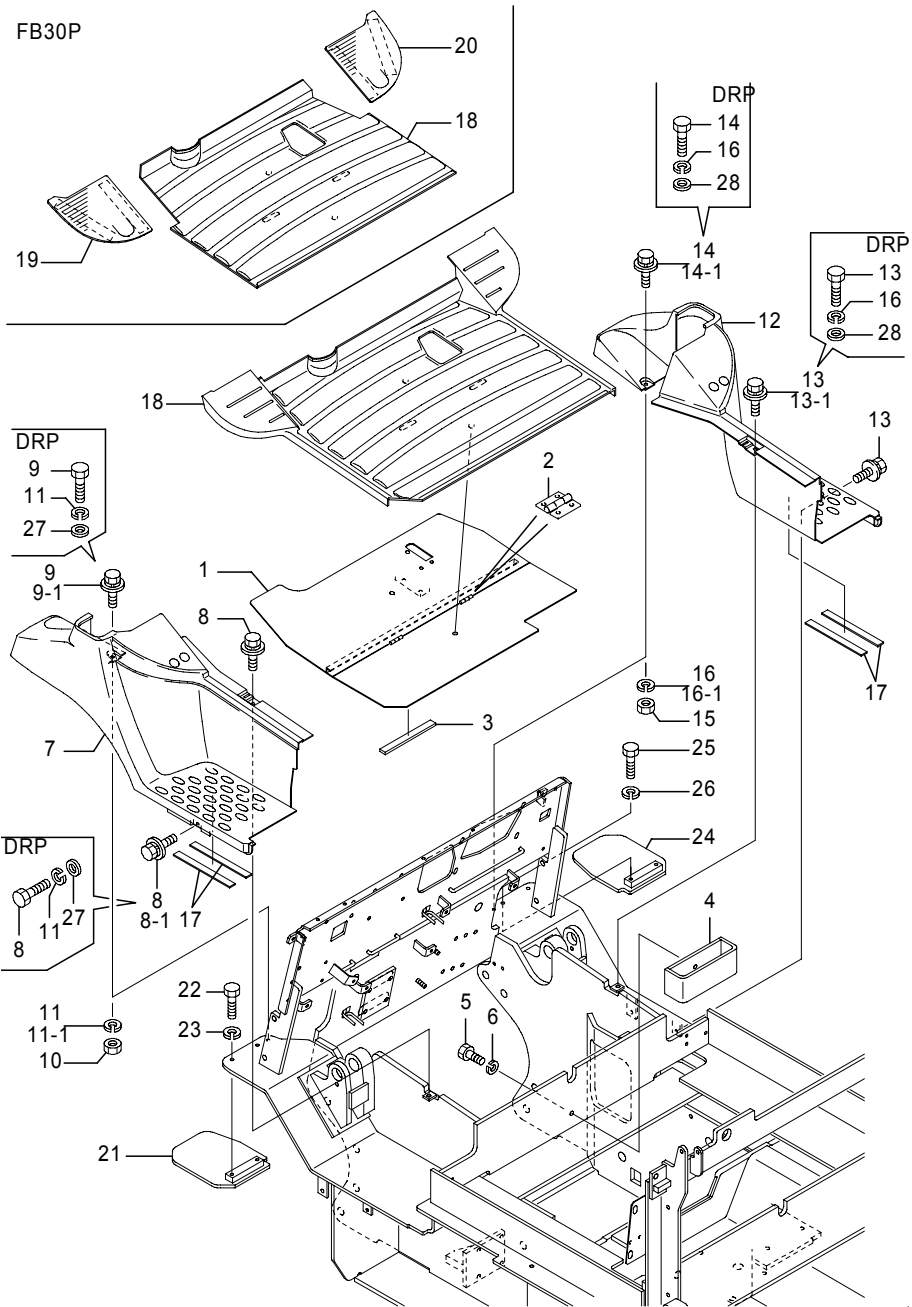
Fig.1014A PAD & FLOOR PLATE  
FB20P-28P,FB30P(-251AC0821)

(A)=FB20P (D)=FB30P  
(B)=FB25P (E)=  
(C)=FB28P (F)=

No.	Parts No.	Parts Name	(A)	(B)	(C)	(D)	(E)	(F)	i/a	Remarks
14-1	70000-06540	Bolt, w/washers (A=241AC6266-)(B=241AC6266-)(C=241AC6266-)	1	1	1				↑	DRP
14	70000-06540	Bolt, w/washers (A=241AC6266-)(B=241AC6266-)(C=241AC6266-)	1	1	1					CS/FCS/RP
15	0000-00006	Nut	1	1	1	1				
	0000-04006	Nut	1	1	1	1				DRP
	0000-04006	Nut	1	1	1					CS/FCS/RP
16	0000-70006	Washer, lock	1	1	1	1				
	0000-50006	Washer, lock	4	4	4	4				DRP
16-1	0000-50006	Washer, lock (A=241AC6266-)(B=241AC6266-)(C=241AC6266-)	1	1	1				↑	DRP
16	0000-50006	Washer, lock	1	1	1					CS/FCS/RP
17	14104-50830	Cushion	4	4	4	4				
18	50006-83750	Mat, floor (A=241AC6266-)	1							450/545Ah,CS/FCS/RP/DRP
	50006-83760	Mat, floor (A=241AC6266-)(B=241AC6266-)(C=241AC6266-)	1	1	1					20P-600Ah,25P/28P,CS/FCS/RP/DRP
	14103-97834	Mat, floor	1							450/545Ah
	14104-28043	Mat, floor	1	1	1					565/600Ah
	14104-30132	Mat, floor	1	1	1					650/730Ah
	50006-83890	Mat, floor	1	1	1					650/730Ah,CS/FCS/RP
	14104-26392	Mat, floor					1			
18-1	52000-52460	Mat, floor (D=251AC0492-)					1		×	
19	14104-26402	Mat(L), floor					1			
20	14104-26412	Mat(R), floor					1			
21	50001-27071	Guard,(L)	1	1	1					
	50001-27081	Guard,(L)					1			
21-1	50001-27082	Guard,(L) (D=251AC0190-)					1		↑	
22	70000-27670	Bolt, w/washers (A=221AC4425-)(B=221AC4425-)(C=221AC4425-)(D=221AC4425-)	2	2	2					CS/FCS/RP/DRP
	0010-08020	Bolt	2	2	2	2				
22-1	0017-08020	Bolt, w/washer (A=241AC1869-)(B=241AC1869-)(C=241AC1869-)(D=251AC0185-)	2	2	2	2			↑	

Note : \*1:for front window

Fig.1014A PAD & FLOOR PLATE  
FB20P-28P,FB30P(-251AC0821)



461-1505-08  
(461-1505)

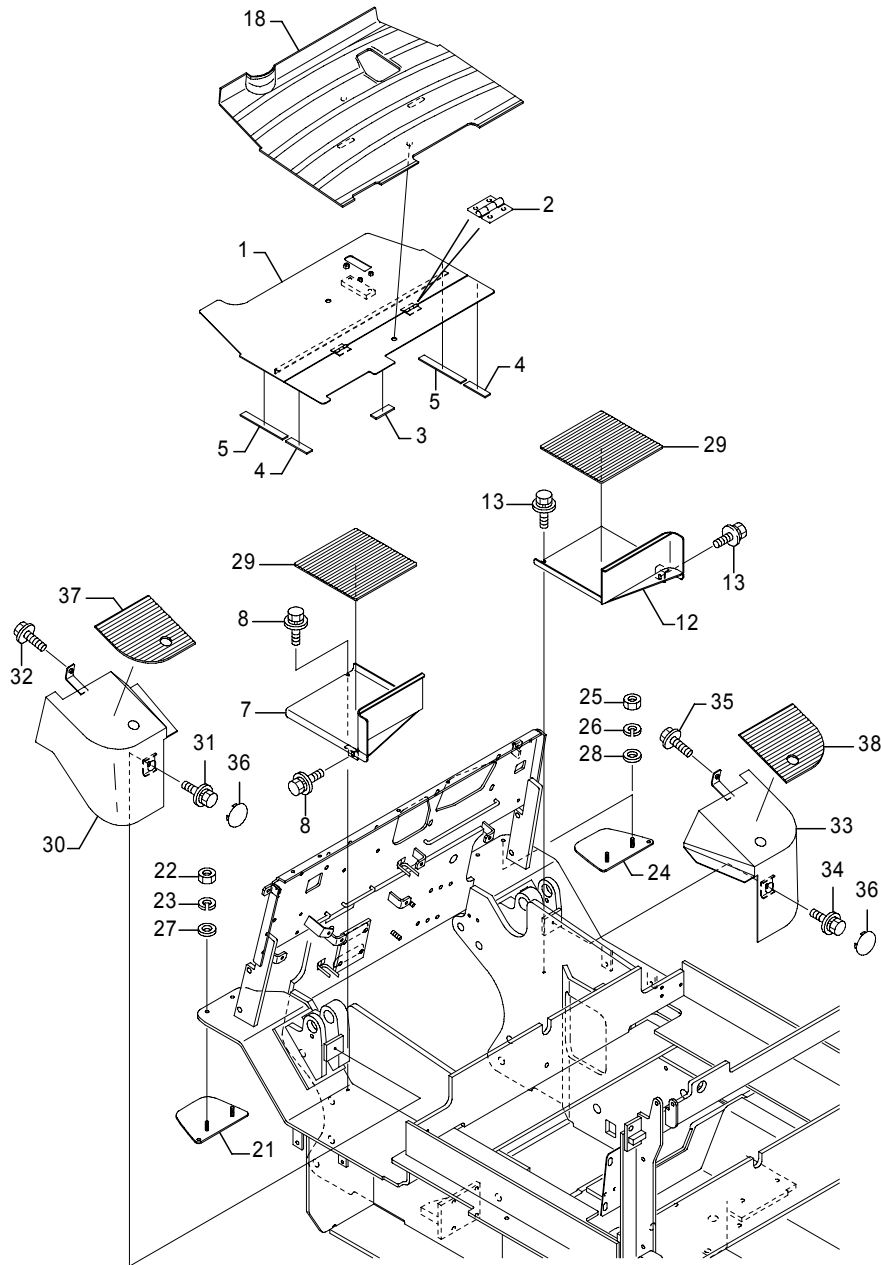
Fig.1014A PAD & FLOOR PLATE  
FB20P-28P,FB30P(-251AC0821)

(A)=FB20P (D)=FB30P  
(B)=FB25P (E)=  
(C)=FB28P (F)=

No.	Parts No.	Parts Name	(A)	(B)	(C)	(D)	(E)	(F)	i/a	Remarks
23	0000-70008	Washer, lock	2	2	2	2				
		(A=-241AC1868)(B=-241AC1868)(C=-241AC1868)(D=-251AC0184)								
24	50001-27091	Guard,(R)	1	1	1					
	50001-27101	Guard,(R)					1			
24-1	50001-27102	Guard,(R)					1		↑	
		(D=251AC0190-)								
25	70000-27670	Bolt, w/washers	2	2	2					CS/FCS/RP/DRP
		(A=221AC4425-)(B=221AC4425-)(C=221AC4425-)(D=221AC4425-)								
	0010-08020	Bolt	2	2	2	2				
25-1	0017-08020	Bolt, w/washer	2	2	2	2			↓	
		(A=241AC1869-)(B=241AC1869-)(C=241AC1869-)(D=251AC0185-)								
26	0000-70008	Washer, lock	2	2	2	2				
		(A=-241AC1868)(B=-241AC1868)(C=-241AC1868)(D=-251AC0184)								
27	0000-52006	Washer, plain	3	3	3	3				CS/FCS/RP/DRP
28	0000-52006	Washer, plain	3	3	3	3				CS/FCS/RP/DRP

Note : \*1:for front window

Fig.1014B PAD & FLOOR PLATE  
FB30P(251AC0822-)



461-1505-14  
(461-1505)

Fig.1014B PAD & FLOOR PLATE  
FB30P(251AC0822-)

(A)=FB20P (D)=FB30P  
(B)=FB25P (E)=  
(C)=FB28P (F)=

No.	Parts No.	Parts Name	(A)	(B)	(C)	(D)	(E)	(F)	i/a	Remarks
1	50006-64390	Plate, floor							1	
2	1906-49028	Hinge							2	
3	50006-53730	Cushion, floor							1	L=64
4	50006-62470	Cushion, floor							2	L=75
5	50006-47590	Cushion, floor							2	L=150
7	50006-45240	Step(L)							1	
8	70000-06500	Bolt, w/washers (D=251AC0881-)							2	CS/FCS/RP/DRP
	0018-06016	Bolt, w/washers							2	
12	50006-45250	Step(R)							1	
13	70000-06500	Bolt, w/washers (D=251AC0881-)							2	CS/FCS/RP/DRP
	0018-06016	Bolt, w/washers							2	
18	50006-83770	Mat, floor (D=251AC0881-)							1	CS/FCS/RP/DRP
	50006-62680	Mat, floor							1	
21	50006-64400	Guard,(L)							1	
22	0000-05008	Nut							2	
	0000-04008	Nut (D=251AC0881-)							2	CS/FCS/RP/DRP
23	0000-71008	Washer, lock							2	
	0000-50008	Washer, lock (D=251AC0881-)							2	CS/FCS/RP/DRP
24	50006-64410	Guard,(R)							1	
25	0000-04008	Nut (D=251AC0881-)							2	CS/FCS/RP/DRP
	0000-05008	Nut							2	
26	0000-50008	Washer, lock (D=251AC0881-)							2	CS/FCS/RP/DRP
	0000-71008	Washer, lock							2	
27	0000-73008	Washer, plane							2	
	0000-52008	Washer, plane (D=251AC0881-)							2	CS/FCS/RP/DRP
28	0000-52008	Washer, plane (D=251AC0881-)							2	CS/FCS/RP/DRP

Note :

Fig.1014B PAD & FLOOR PLATE  
FB30P(251AC0822-)

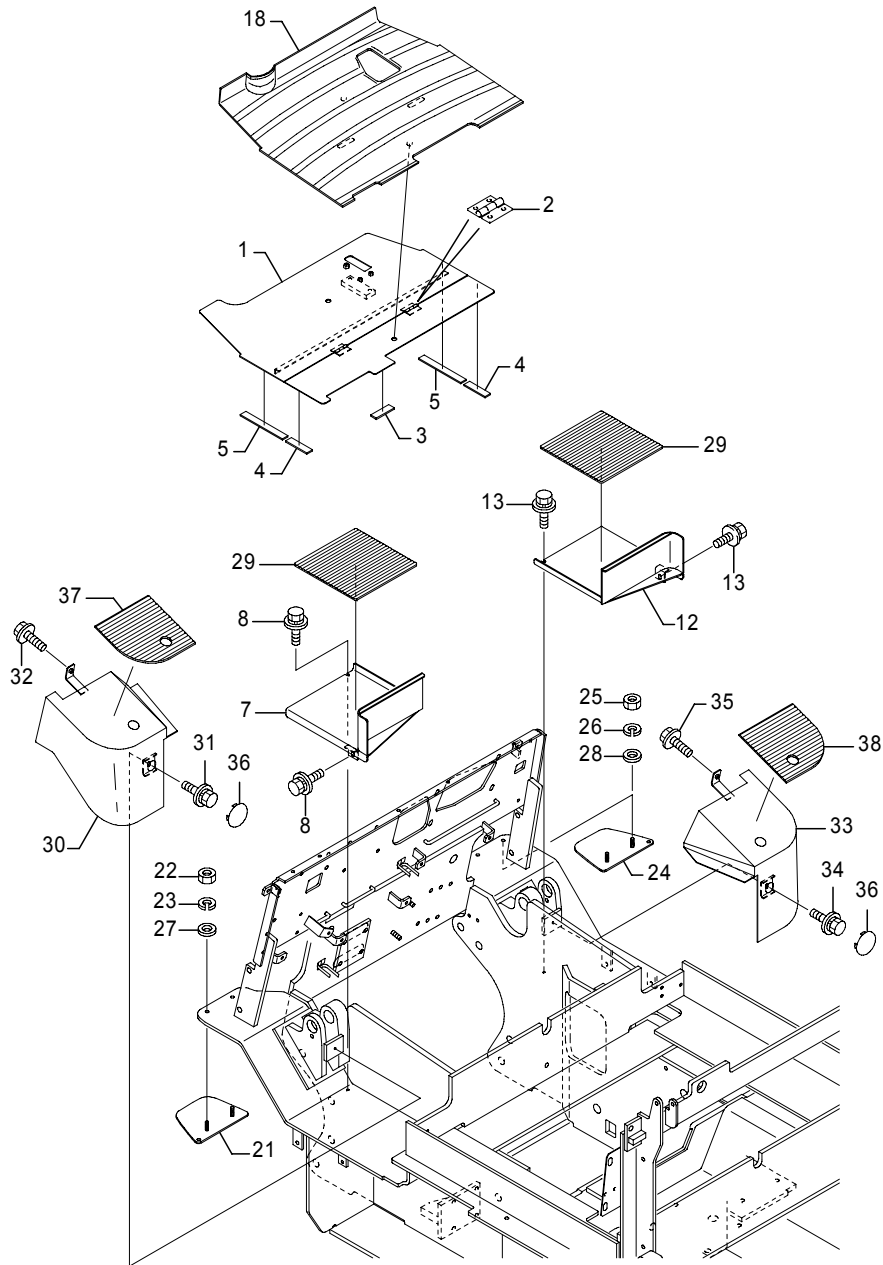


Fig.1014B PAD & FLOOR PLATE  
FB30P(251AC0822-)

(A)=FB20P (D)=FB30P  
(B)=FB25P (E)=  
(C)=FB28P (F)=

No.	Parts No.	Parts Name	(A)	(B)	(C)	(D)	(E)	(F)	i/a	Remarks
28	0000-73008	Washer, plane							2	
29	50006-62710	Mat, step							2	
30	50006-45320	Cover, tiltcylinder(L)							1	
31	0018-06016	Bolt, w/washers							1	
	70000-06500	Bolt, w/washers (D=251AC0881-)							1	CS/FCS/RP/DRP
32	0018-06020	Bolt, w/washers							1	
	70000-06520	Bolt, w/washers (D=251AC0881-)							1	CS/FCS/RP/DRP
33	50006-45330	Cover, tiltcylinder(R)							1	
34	70000-06500	Bolt, w/washers (D=251AC0881-)							1	CS/FCS/RP/DRP
	0018-06016	Bolt, w/washers							1	
35	70000-06520	Bolt, w/washers (D=251AC0881-)							1	CS/FCS/RP/DRP
	0018-06020	Bolt, w/washers							1	
36	14103-90720	Cap							2	
37	50006-47560	Mat, floor(L) (D=251AC0898-)							1	
38	50006-47570	Mat, floor(R) (D=251AC0898-)							1	

Note :

Fig.1014C PAD & FLOOR PLATE  
For MHI, FB20P-28P

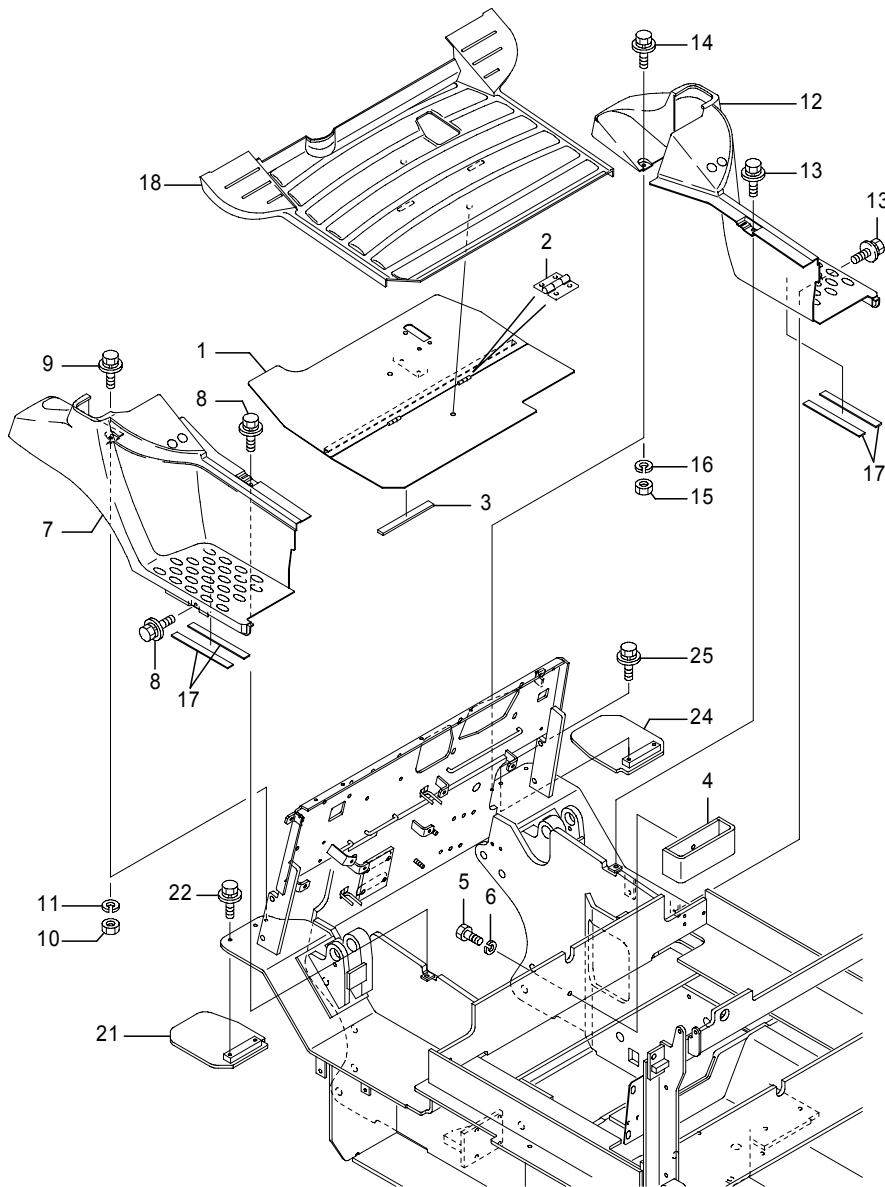


Fig.1014C PAD & FLOOR PLATE  
For MHI, FB20P-28P

(A)=FB20P (D)=FB30P  
(B)=FB25P (E)=  
(C)=FB28P (F)=

No.	Parts No.	Parts Name	(A)	(B)	(C)	(D)	(E)	(F)	i/a	Remarks
1	50001-25380	Plate, floor	1							450/545Ah
	50001-25400	Plate, floor	1	1	1					565/600Ah
2	1906-49028	Hinge	2	2	2					
3	14104-42380	Cushion, floor	1	1	1					
4	14103-89592	Stopper, battery	1							450/545Ah
5	0020-10030	Bolt	1							450/545Ah
6	0000-70010	Washer, lock	1							450/545Ah
7	50006-17900	Step(L)	1	1	1					
8	0018-06016	Bolt, w/washers	2	2	2					
9	0018-06025	Bolt, w/washers	1	1	1					
10	0000-00006	Nut	1	1	1					
11	0000-70006	Washer, lock	1	1	1					
12	50006-17940	Step(R)	1							
	50006-17980	Step(R)	1	1	1					565/600Ah
13	0018-06016	Bolt, w/washers	2	2	2					
14	0018-06025	Bolt, w/washers	1	1	1					
15	0000-00006	Nut	1	1	1					
16	0000-70006	Washer, lock	1	1	1					
17	14104-50830	Cushion	4	4	4					
18	14103-97834	Mat, floor	1							450/545Ah
	14104-28043	Mat, floor	1	1	1					565/600Ah
21	50001-27071	Guard,(L)	1	1	1					
22	0017-08020	Bolt, w/washer	2	2	2					
24	50001-27091	Guard,(R)	1	1	1					
25	0017-08020	Bolt, w/washer	2	2	2					

Note :



Fig.1014D PAD & FLOOR PLATE  
For MHI, FB30P

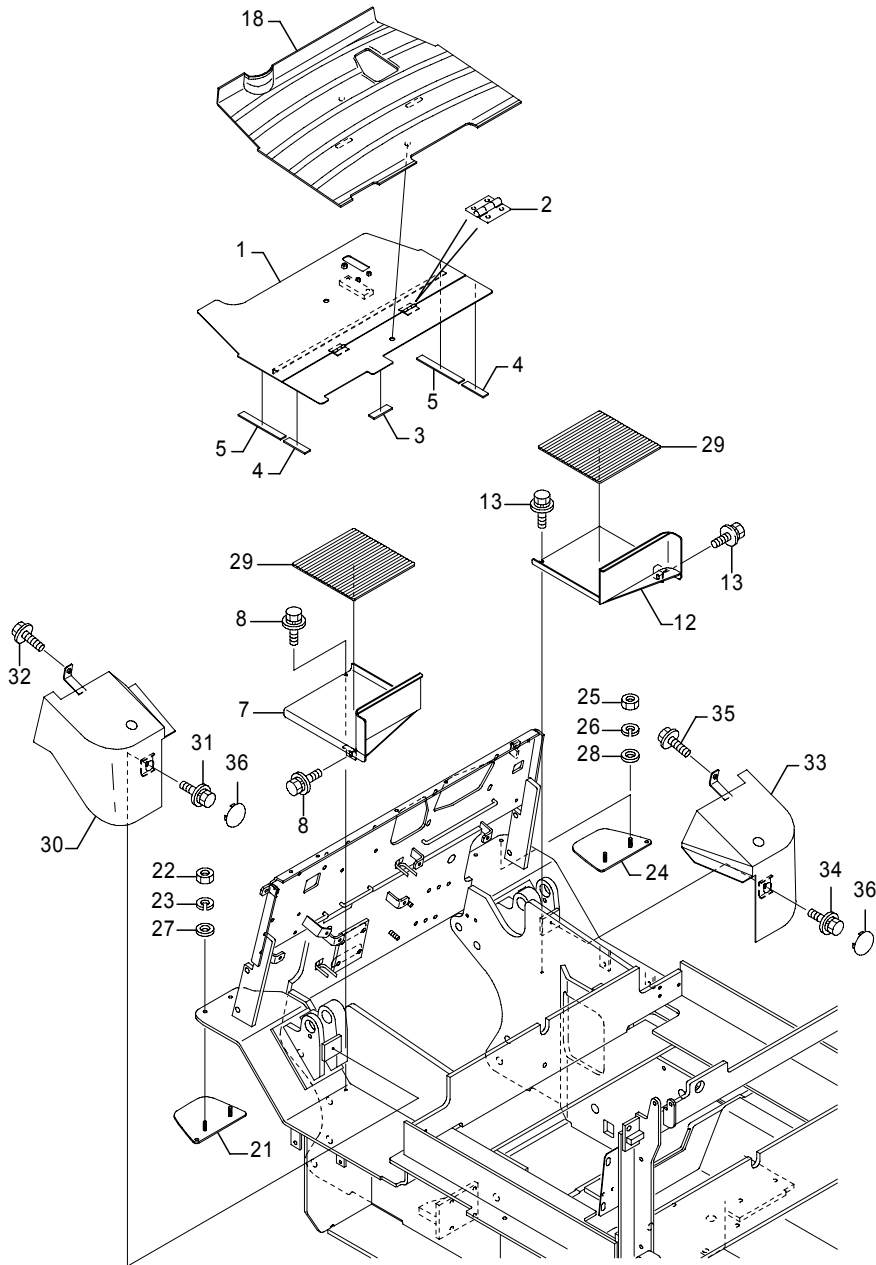


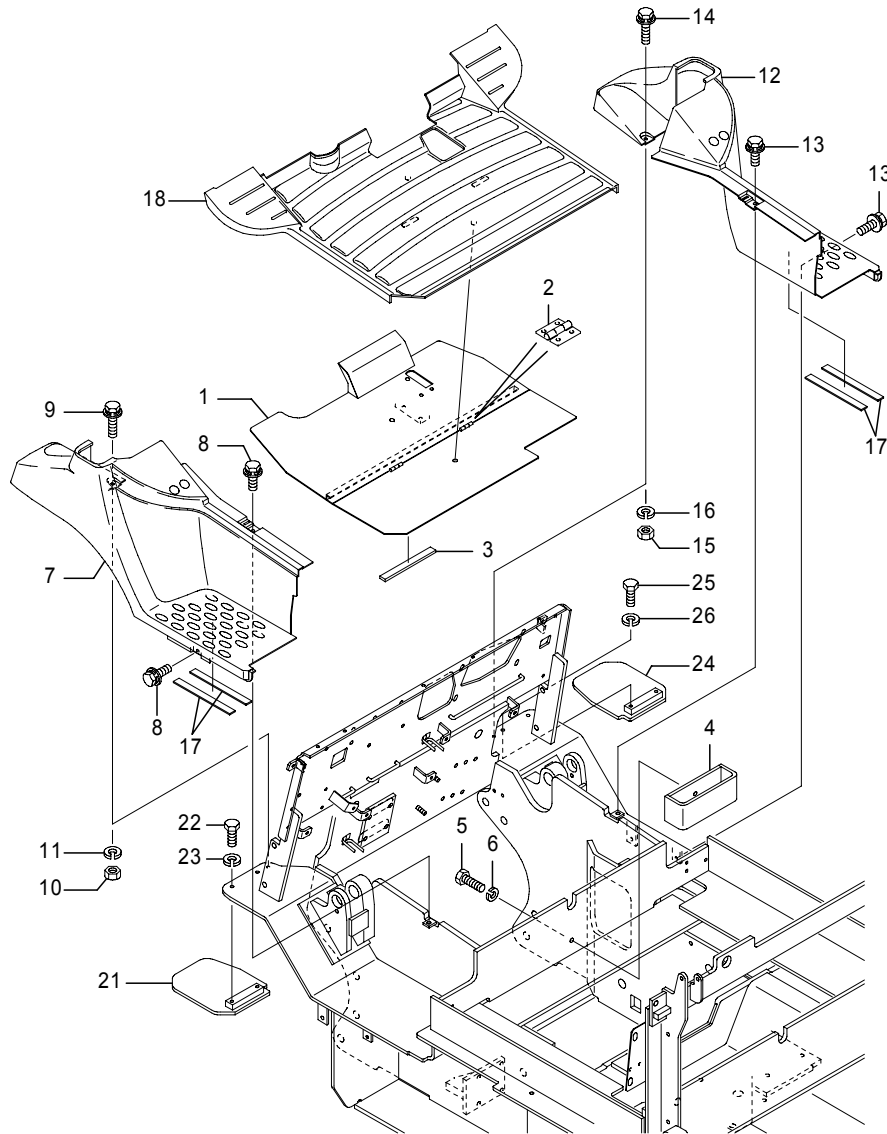
Fig.1014D PAD & FLOOR PLATE  
For MHI, FB30P

(A)=FB20P (D)=FB30P  
(B)=FB25P (E)=  
(C)=FB28P (F)=

No.	Parts No.	Parts Name	(A)	(B)	(C)	(D)	(E)	(F)	i/a	Remarks
1	50006-64390	Plate, floor							1	
2	1906-49028	Hinge							2	
3	50006-53730	Cushion, floor							1	L=64
4	50006-62470	Cushion, floor							2	L=75
5	50006-47590	Cushion, floor							2	L=150
7	50006-45240	Step(L)							1	
8	0018-06016	Bolt, w/washers							2	
12	50006-45250	Step(R)							1	
13	0018-06016	Bolt, w/washers							2	
18	50006-62680	Mat, floor							1	
21	50006-64400	Guard,(L)							1	
22	0000-05008	Nut							2	
23	0000-71008	Washer, lock							2	
24	50006-64410	Guard,(R)							1	
25	0000-05008	Nut							2	
26	0000-71008	Washer, lock							2	
27	0000-73008	Washer, plane							2	
28	0000-73008	Washer, plane							2	
29	50006-62710	Mat, step							2	
30	50006-45320	Cover, tiltcylinder(L)							1	
31	0018-06016	Bolt, w/washers							1	
32	0018-06020	Bolt, w/washers							1	
33	50006-45330	Cover, tiltcylinder(R)							1	
34	0018-06016	Bolt, w/washers							1	
35	0018-06020	Bolt, w/washers							1	
36	50006-18050	Cap							2	

Note :

Fig.1014E PAD & FLOOR PLATE  
FB20P-28P, Finger tip



462-2088-05  
(462-2088)

Fig.1014E PAD & FLOOR PLATE  
FB20P-28P, Finger tip

(A)=FB20P (D)=FB30P  
(B)=FB25P (E)=  
(C)=FB28P (F)=

No.	Parts No.	Parts Name	(A)	(B)	(C)	(D)	(E)	(F)	i/a	Remarks
1	50001-38610	Plate, floor	1							450/545Ah
	50001-38620	Plate, floor	1	1	1					565/600Ah
2	1906-49028	Hinge	2	2	2					
3	14104-42380	Cushion, floor	1	1	1					
4	14103-89592	Stopper, battery	1							450/545Ah
	14104-58490	Stopper, battery	1	1	1					650/730Ah,for front window
5	0020-10030	Bolt	1							450/545Ah
6	0000-70010	Washer, lock	1							450/545Ah
7	14104-12943	Step(L)	1	1	1					Red
	14104-53840	Step(L)	1	1	1					Grey,Opt
	14104-29194	Step(L)	1	1	1					Red,650/730Ah,Opt,*1
	14104-57333	Step(L)	1	1	1					Grey,650/730Ah,Opt,*1
8	0018-06016	Bolt, w/washers	2	2	2					
9	0018-06025	Bolt, w/washers	1	1	1					
10	0000-00006	Nut	1	1	1					
11	0000-70006	Washer, lock	1	1	1					
12	14104-12933	Step(R)	1							Red
	14104-53850	Step(R)	1							Grey,450/545Ah,Opt
	14104-53150	Step(R)	1	1	1					Red,565/600Ah
	14104-54860	Step(R)	1	1	1					Grey,565/600Ah,Opt
	14104-76502	Step(R)	1	1	1					Red,650/730Ah,Opt,*1
	14104-76512	Step(R)	1	1	1					Grey,650/730Ah,Opt,*1
13	0018-06016	Bolt, w/washers	2	2	2					
14	0018-06025	Bolt, w/washers	1	1	1					
15	0000-00006	Nut	1	1	1					
16	0000-70006	Washer, lock	1	1	1					
17	14104-50830	Cushion	4	4	4					
18	14104-51990	Mat, floor	1							450/545Ah
	14104-52000	Mat, floor	1	1	1					565/600Ah
21	50001-27071	Guard,(L)	1	1	1					
22	0010-08020	Bolt	2	2	2					
22-1	0017-08020	Bolt, w/washer	2	2	2					└┘
	(A=241AC1869-)(B=241AC1869-)(C=241AC1869-)(D=251AC0185-)									
23	0000-70008	Washer, lock	2	2	2					
	(A=-241AC1868)(B=-241AC1868)(C=-241AC1868)(D=-251AC0184)									

Note : \*1:for front window

Fig.1014E PAD & FLOOR PLATE  
 FB20P-28P, Finger tip

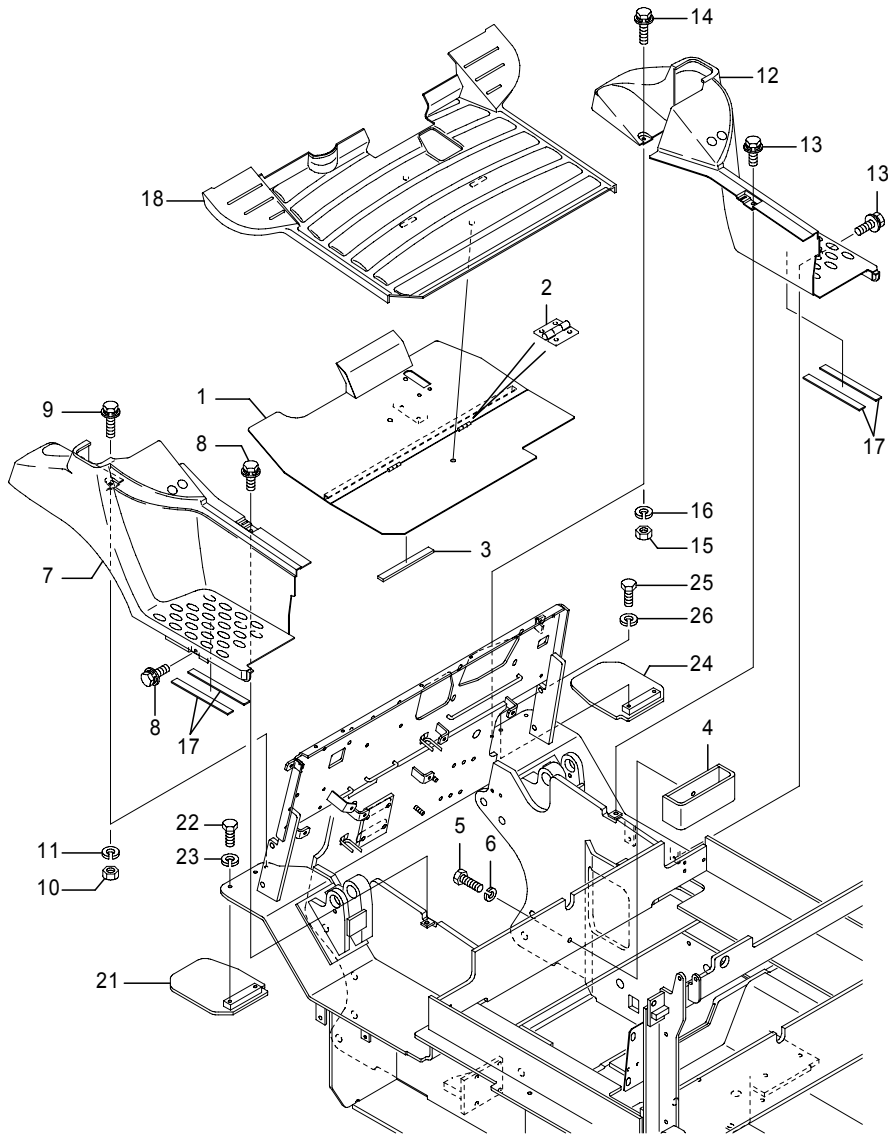


Fig.1014E PAD & FLOOR PLATE  
 FB20P-28P, Finger tip

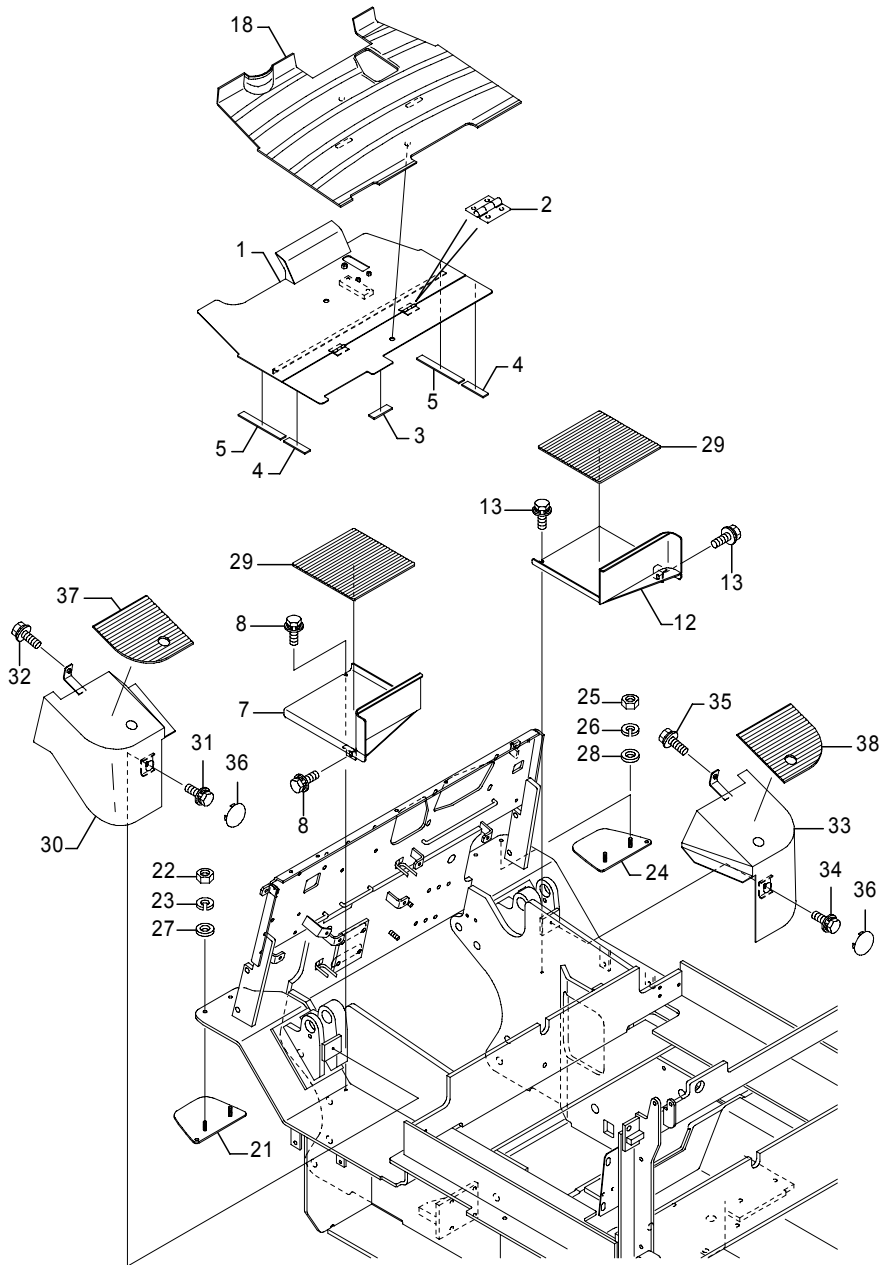
(A)=FB20P (D)=FB30P  
 (B)=FB25P (E)=  
 (C)=FB28P (F)=

No.	Parts No.	Parts Name	(A)	(B)	(C)	(D)	(E)	(F)	i/a	Remarks
24	50001-27091	Guard,(R)	1	1	1					
25	0010-08020	Bolt	2	2	2					
25-1	0017-08020	Bolt, w/washer	2	2	2					↓
(A=241AC1869-)(B=241AC1869-)(C=241AC1869-)(D=251AC0185-)										
26	0000-70008	Washer, lock	2	2	2					
(A=-241AC1868)(B=-241AC1868)(C=-241AC1868)(D=-251AC0184)										

Note : \*1:for front window

Fig.1014F PAD & FLOOR PLATE

FB30P, Finger tip



462-2088-07  
(462-2088)

Fig.1014F PAD & FLOOR PLATE

FB30P, Finger tip

(A)=FB20P (D)=FB30P

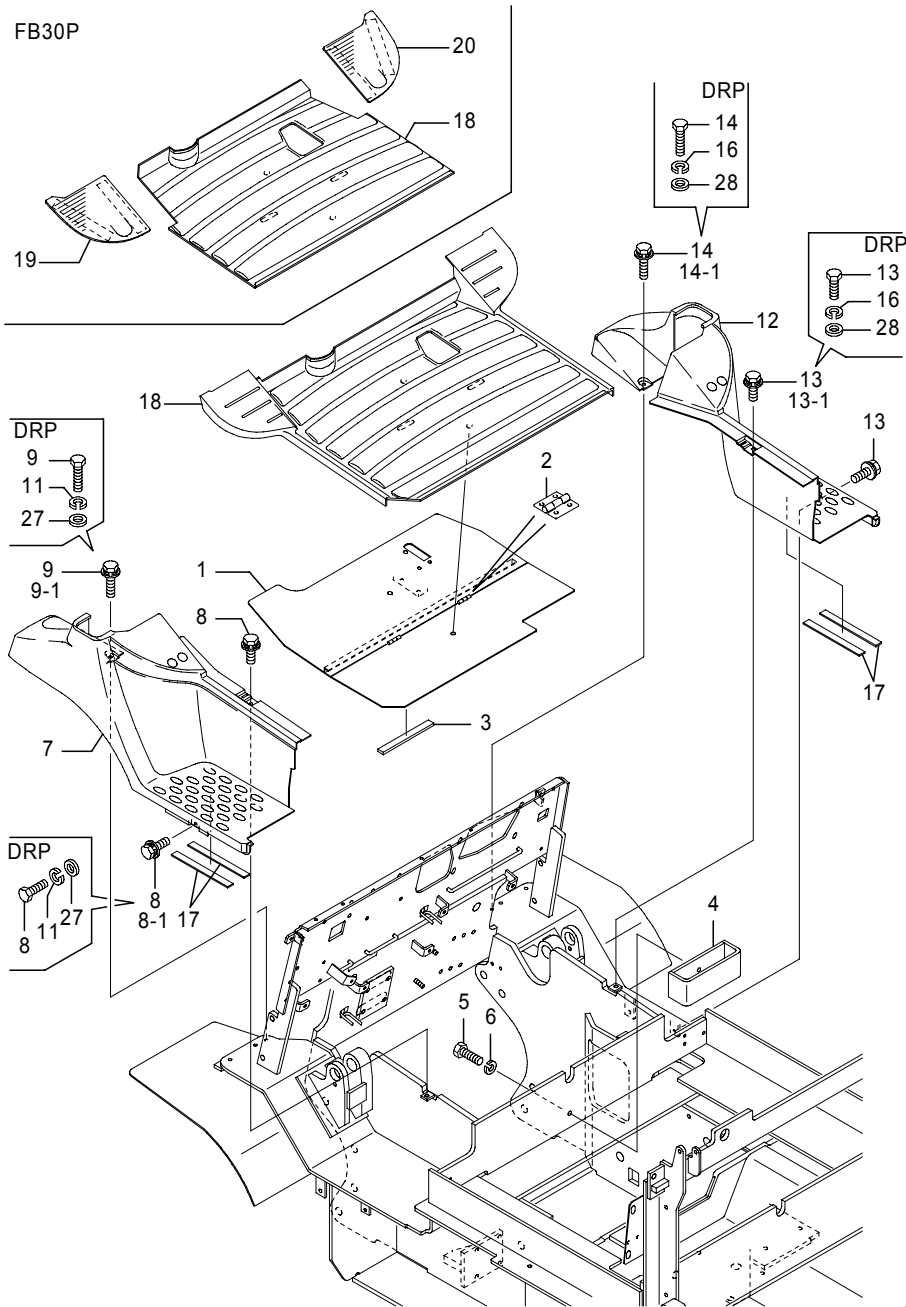
(B)=FB25P (E)=

(C)=FB28P (F)=

No.	Parts No.	Parts Name	(A)	(B)	(C)	(D)	(E)	(F)	i/a	Remarks
1	50006-84670	Plate, floor							1	
2	1906-49028	Hinge							2	
3	50006-53730	Cushion, floor							1	L=64
4	50006-62470	Cushion, floor							2	L=75
5	50006-47590	Cushion, floor							2	L=150
7	50006-45240	Step(L)							1	
8	0018-06016	Bolt, w/washers							2	
12	50006-45250	Step(R)							1	
13	0018-06016	Bolt, w/washers							2	
18	50006-84680	Mat, floor							1	
21	50006-64400	Guard,(L)							1	
22	0000-05008	Nut							2	
23	0000-71008	Washer, lock							2	
24	50006-64410	Guard,(R)							1	
25	0000-05008	Nut							2	
26	0000-71008	Washer, lock							2	
27	0000-73008	Washer, plane							2	
28	0000-73008	Washer, plane							2	
29	50006-62710	Mat, step							2	
30	50006-45320	Cover, tiltcylinder(L)							1	
31	0018-06016	Bolt, w/washers							1	
32	0018-06020	Bolt, w/washers							1	
33	50006-45330	Cover, tiltcylinder(R)							1	
34	0018-06016	Bolt, w/washers							1	
35	0018-06020	Bolt, w/washers							1	
36	14103-90720	Cap							2	
37	50006-47560	Mat, floor(L)							1	(D=251AC0898-)
38	50006-47570	Mat, floor(R)							1	(D=251AC0898-)

Note :

Fig.1014G PAD & FLOOR PLATE  
 FB20P-28P, FB30P(-251AC0821), Double tire



462-2030-02  
 (461-1505/462-2030)

Fig.1014G PAD & FLOOR PLATE  
 FB20P-28P, FB30P(-251AC0821), Double tire

(A)=FB20P (D)=FB30P  
 (B)=FB25P (E)=  
 (C)=FB28P (F)=

No.	Parts No.	Parts Name	(A)	(B)	(C)	(D)	(E)	(F)	i/a	Remarks
1	50006-83680 (A=241AC6266-)	Plate, floor	1							450/545Ah,CS/FCS/RP/DRP
1-1	50006-83681 (A=241AC7310-)(B=241AC7310-)(C=241AC7310-)(D=251AC1076-)	Plate, floor	1	1	1	1			↑	450/545Ah,CS/FCS/RP/DRP
1	50006-83690 (A=241AC6266-)(B=241AC6266-)(C=241AC6266-)	Plate, floor	1	1	1					20P:600Ah, 25/28P,CS/FCS/RP/DRP
1-1	50006-83691 (A=241AC7310-)(B=241AC7310-)(C=241AC7310-)(D=251AC1076-)	Plate, floor	1	1	1	1			↑	20P:600Ah, 25/28P,CS/FCS/RP/DRP
1	50006-83700 (D=251AC0881-)	Plate, floor					1			CS/FCS/RP/DRP
1-1	50006-83701 (A=241AC7310-)(B=241AC7310-)(C=241AC7310-)(D=251AC1076-)	Plate, floor	1	1	1	1			↓	CS/FCS/RP/DRP
1	50001-25380	Plate, floor	1							450/545Ah
	50001-25400	Plate, floor	1	1	1					565/600Ah
	50001-25410	Plate, floor					1			
1-1	50002-41940 (D=251AC0492-)	Plate, floor					1		×	
2	1906-49028	Hinge	2	2	2	2				
3	14104-42380	Cushion, floor	1	1	1	1				
3-1	50002-52610 (D=251AC0492-)	Cushion, floor					1		×	
4	14103-89592	Stopper, battery	1							450/545Ah
	14104-58490	Stopper, battery	1	1	1					650/730Ah,for front window
5	0024-10030	Bolt	1							450/545Ah,CS/FCS/RP
	0020-10030	Bolt	1							450/545Ah
	0024-10030	Bolt	1							450/545Ah,DRP
6	0000-50010	Washer, lock	1							450/545Ah,CS/FCS/RP
	0000-70010	Washer, lock	1							450/545Ah
	0000-50010	Washer, lock	1							450/545Ah,DRP
7	14104-12943	Step(L)	1	1	1					Red
	14104-53840	Step(L)	1	1	1					Grey,Opt
	14104-29194	Step(L)	1	1	1					Red,650/730Ah,Opt,*1
	14104-57333	Step(L)	1	1	1					Grey,650/730Ah,Opt,*1
	14103-94116	Step(L)					1			Red

Note :

Fig.1014G PAD & FLOOR PLATE  
 FB20P-28P, FB30P(-251AC0821), Double tire

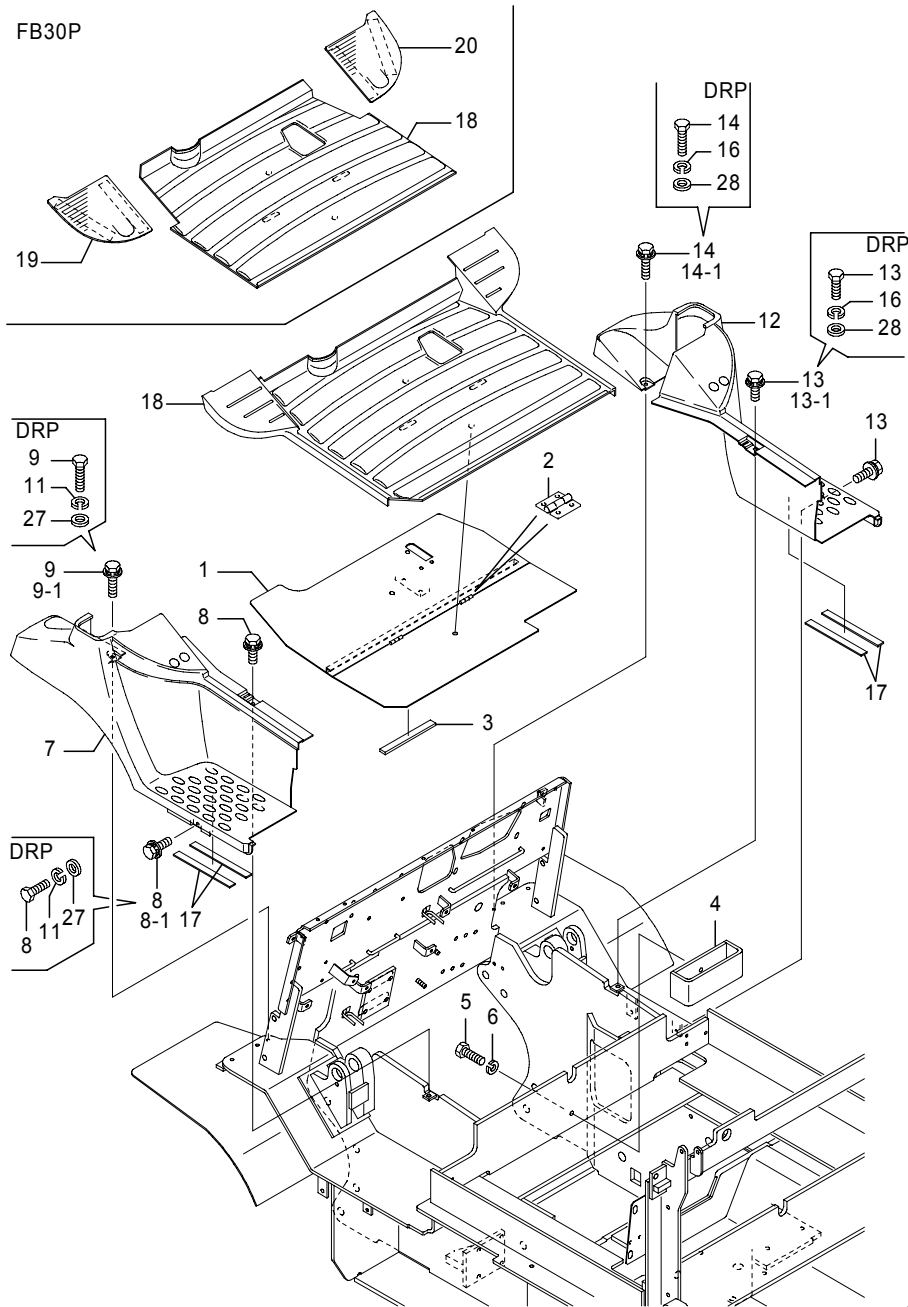


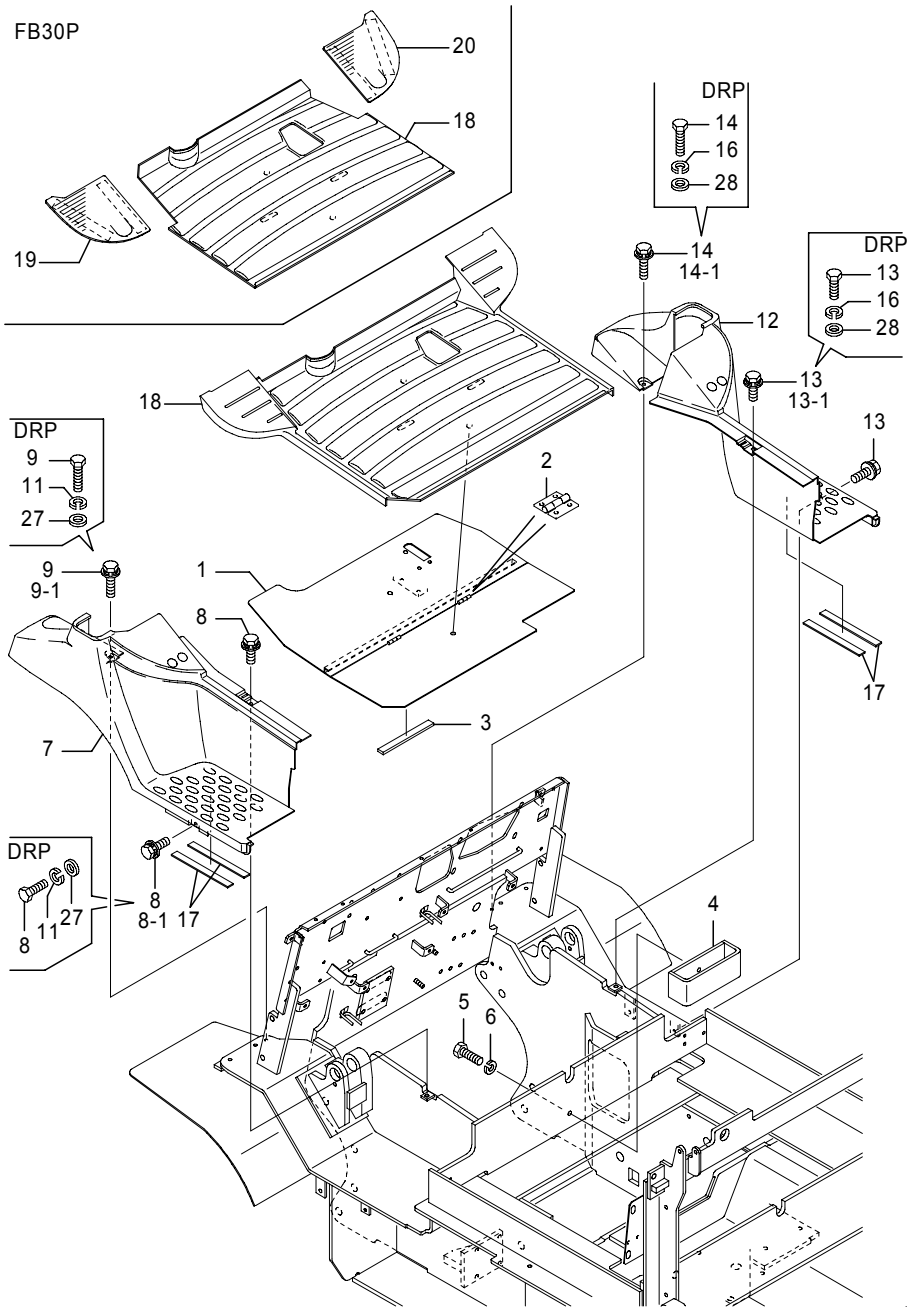
Fig.1014G PAD & FLOOR PLATE  
 FB20P-28P, FB30P(-251AC0821), Double tire

(A)=FB20P (D)=FB30P  
 (B)=FB25P (E)=  
 (C)=FB28P (F)=

No.	Parts No.	Parts Name	(A)	(B)	(C)	(D)	(E)	(F)	i/a	Remarks
8	0018-06016	Bolt, w/washers	2	2	2	2				
	0014-06016	Bolt, w/washers	2	2	2	2				DRP
8-1	70000-06500	Bolt, w/washers (A=241AC6266-)(B=241AC6266-)(C=241AC6266-)	2	2	2				↑	DRP
8	70000-06500	Bolt, w/washers	2	2	2					CS/FCS/RP
9	0018-06020	Bolt, w/washers	1	1	1	1				
	0014-06025	Bolt, w/washers	1	1	1	1				DRP
9-1	70000-06540	Bolt, w/washers (A=241AC6266-)(B=241AC6266-)(C=241AC6266-)	1	1	1				↑	DRP
9	70000-06540	Bolt, w/washers (A=241AC6266-)(B=241AC6266-)(C=241AC6266-)	1	1	1					CS/FCS/RP
11	0000-50006	Washer, lock (A=-241AC6265)(B=-241AC6265)(C=-241AC6265)	3	3	3	3				DRP
12	14104-12933	Step(R)		1						Red
	14104-53850	Step(R)		1						Grey,450/545Ah,Opt
	14104-53150	Step(R)	1	1	1					Red,565/600Ah
	14104-54860	Step(R)	1	1	1					Grey,565/600Ah,Opt
	14104-76502	Step(R)	1	1	1					Red,650/730Ah,Opt,*1
	14104-76512	Step(R)	1	1	1					Grey,650/730Ah,Opt,*1
	14103-94107	Step(R)					1			Red
	14104-55742	Step(R)					1			Grey,Opt
13	0018-06016	Bolt, w/washers	2	2	2	2				
	0014-06016	Bolt, w/washers	2	2	2	2				DRP
13-1	70000-06500	Bolt, w/washers (A=241AC6266-)(B=241AC6266-)(C=241AC6266-)	2	2	2				↑	DRP
13	70000-06500	Bolt, w/washers	2	2	2					CS/FCS/RP
14	0018-06020	Bolt, w/washers	1	1	1	1				
	0014-06025	Bolt, w/washers	1	1	1	1				DRP
14-1	70000-06540	Bolt, w/washers (A=241AC6266-)(B=241AC6266-)(C=241AC6266-)	1	1	1				↑	DRP
14	70000-06540	Bolt, w/washers (A=241AC6266-)(B=241AC6266-)(C=241AC6266-)	1	1	1					CS/FCS/RP
16	0000-50006	Washer, lock (A=-241AC6265)(B=-241AC6265)(C=-241AC6265)	3	3	3	3				DRP

Note :

Fig.1014G PAD & FLOOR PLATE  
 FB20P-28P, FB30P(-251AC0821), Double tire



462-2030-02  
 (461-1505/462-2030)

Fig.1014G PAD & FLOOR PLATE  
 FB20P-28P, FB30P(-251AC0821), Double tire

(A)=FB20P (D)=FB30P  
 (B)=FB25P (E)=  
 (C)=FB28P (F)=

No.	Parts No.	Parts Name	(A)	(B)	(C)	(D)	(E)	(F)	i/a	Remarks
18	50006-83750	Mat, floor (A=241AC6266-)	1							450/545Ah,CS/FCS/RP/DRP
	50006-83760	Mat, floor (A=241AC6266-)(B=241AC6266-)(C=241AC6266-)	1	1	1					20P-600Ah,25P/28P,CS/FCS/RP/DRP
	14103-97834	Mat, floor	1							450/545Ah
	14104-28043	Mat, floor	1	1	1					565/600Ah
	14104-30132	Mat, floor	1	1	1					650/730Ah
	50006-83890	Mat, floor	1	1	1					650/730Ah,CS/FCS/RP
	14104-26392	Mat, floor					1			
18-1	52000-52460	Mat, floor (D=251AC0492-)				1			×	
19	14104-26402	Mat(L), floor					1			
20	14104-26412	Mat(R), floor					1			
27	0000-52006	Washer, plain	3	3	3	3				CS/FCS/RP/DRP
28	0000-52006	Washer, plain	3	3	3	3				CS/FCS/RP/DRP

Note :

Fig.1014H PAD & FLOOR PLATE

FB30P(251AC0822-), Double tire

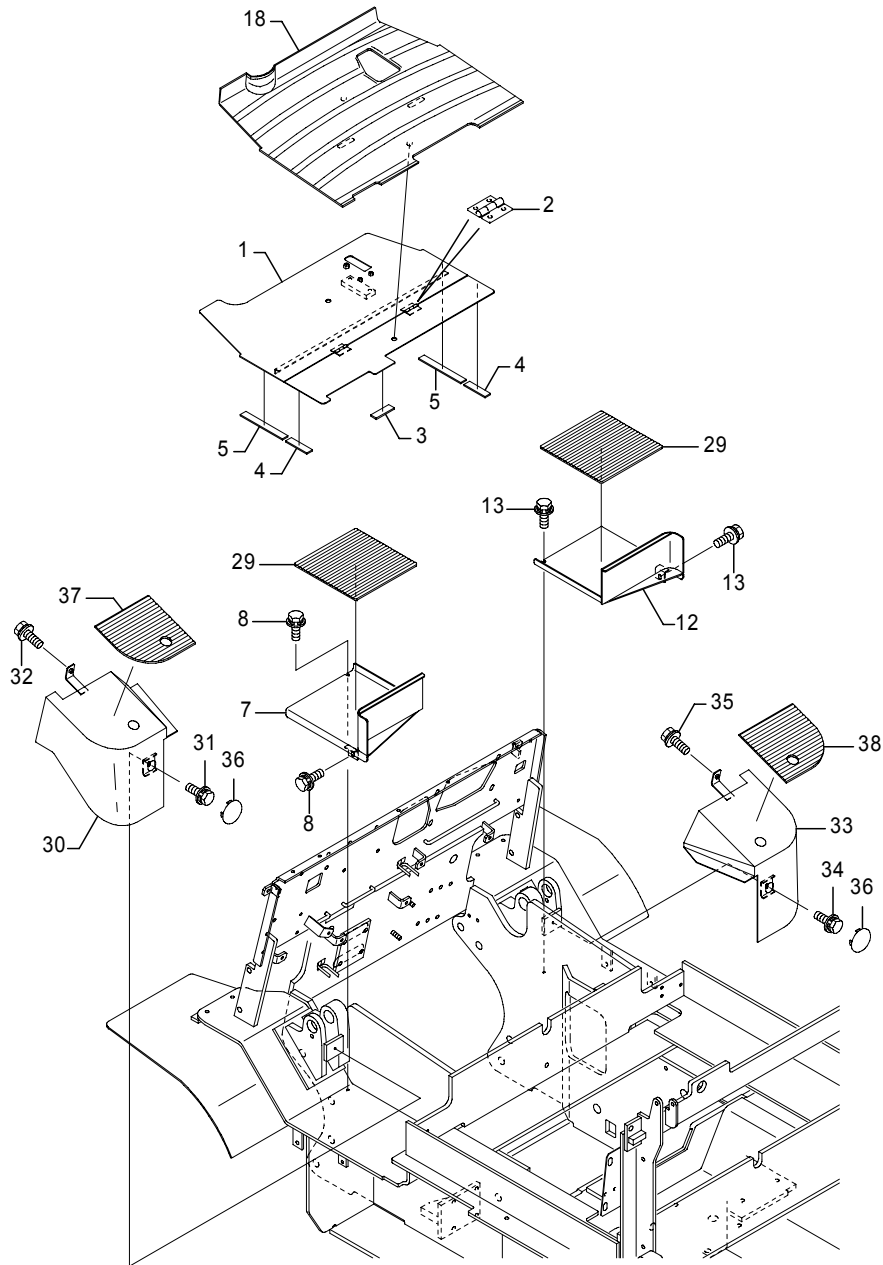


Fig.1014H PAD & FLOOR PLATE

FB30P(251AC0822-), Double tire

(A)=FB20P (D)=FB30P

(B)=FB25P (E)=

(C)=FB28P (F)=

No.	Parts No.	Parts Name	(A)	(B)	(C)	(D)	(E)	(F)	i/a	Remarks
1	50006-64390	Plate, floor							1	
2	1906-49028	Hinge							2	
3	50006-53730	Cushion, floor							1	L=64
4	50006-62470	Cushion, floor							2	L=75
5	50006-47590	Cushion, floor							2	L=150
7	50006-45240	Step(L)							1	
8	70000-06500	Bolt, w/washers (D=251AC0881-)							2	CS/FCS/RP/DRP
	0018-06016	Bolt, w/washers							2	
12	50006-45250	Step(R)							1	
13	70000-06500	Bolt, w/washers (D=251AC0881-)							2	CS/FCS/RP/DRP
	0018-06016	Bolt, w/washers							2	
18	50006-83770	Mat, floor (D=251AC0881-)							1	CS/FCS/RP/DRP
	50006-62680	Mat, floor							1	
29	50006-62710	Mat, step							2	
30	50006-45320	Cover, tiltcylinder(L)							1	
31	0018-06016	Bolt, w/washers							1	
	70000-06500	Bolt, w/washers (D=251AC0881-)							1	CS/FCS/RP/DRP
32	0018-06020	Bolt, w/washers							1	
	70000-06520	Bolt, w/washers (D=251AC0881-)							1	CS/FCS/RP/DRP
33	50006-45330	Cover, tiltcylinder(R)							1	
34	70000-06500	Bolt, w/washers (D=251AC0881-)							1	CS/FCS/RP/DRP
	0018-06016	Bolt, w/washers							1	
35	70000-06520	Bolt, w/washers (D=251AC0881-)							1	CS/FCS/RP/DRP
	0018-06020	Bolt, w/washers							1	
36	14103-90720	Cap							2	
37	50006-47560	Mat, floor(L) (D=251AC0898-)							1	

Note :



Fig.1014H PAD & FLOOR PLATE  
 FB30P(251AC0822-), Double tire

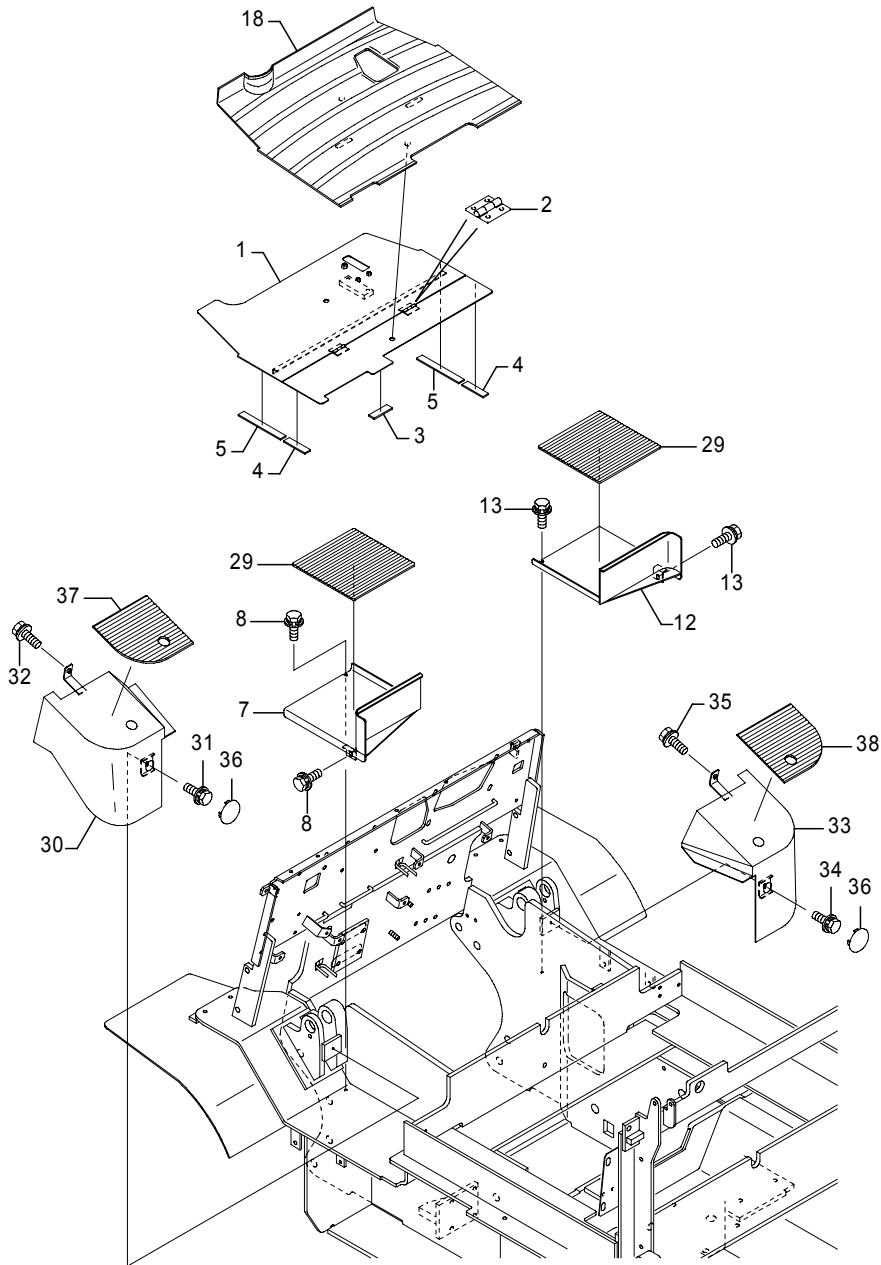


Fig.1014H PAD & FLOOR PLATE  
 FB30P(251AC0822-), Double tire

(A)=FB20P (D)=FB30P  
 (B)=FB25P (E)=  
 (C)=FB28P (F)=

No.	Parts No.	Parts Name	(A)	(B)	(C)	(D)	(E)	(F)	i/a	Remarks
38	50006-47570	Mat, floor(R)							1	(D=251AC0898-)

Note :

Fig.1015A BATTERY COVER  
FB20P-28P

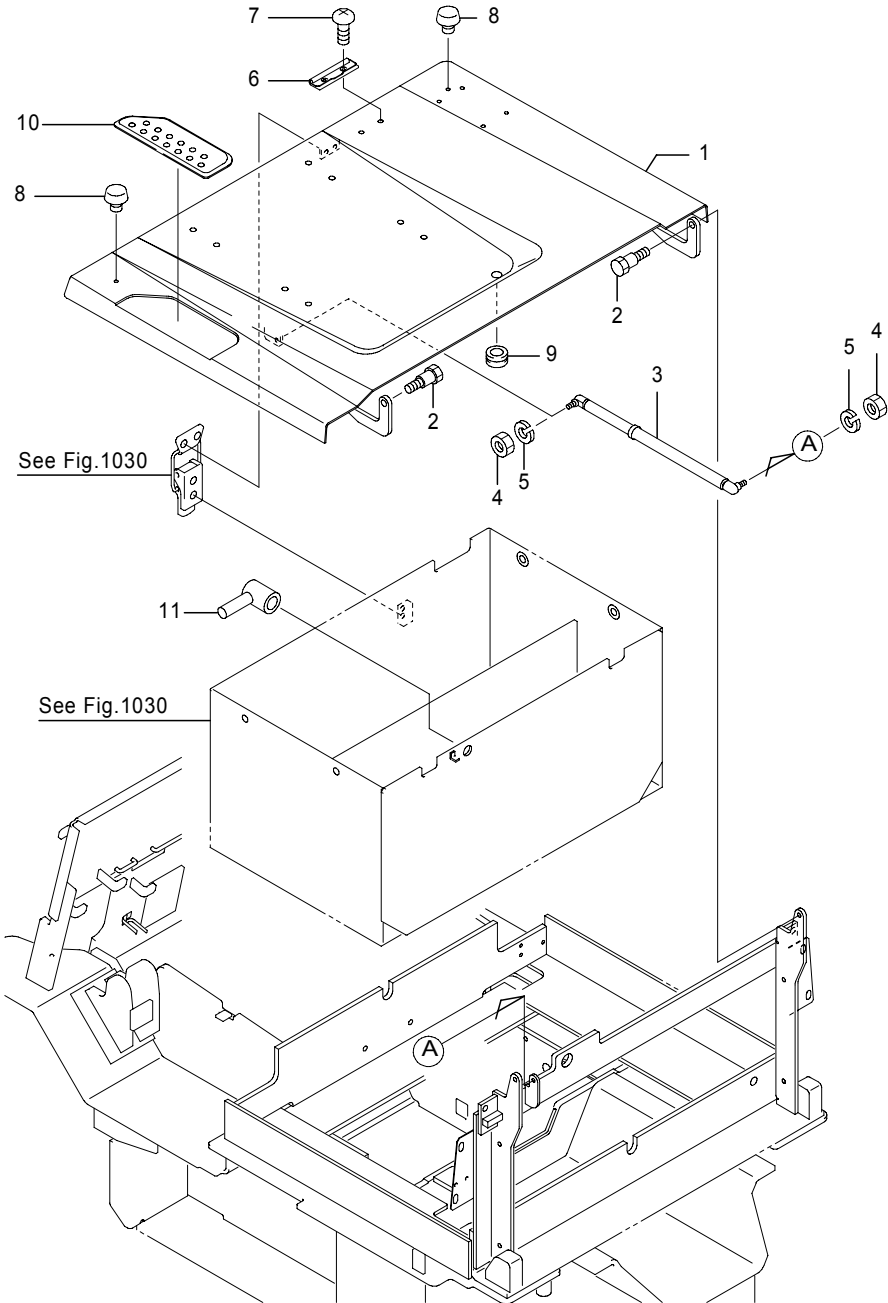


Fig.1015A BATTERY COVER  
FB20P-28P

(A)=FB20P (D)=FB30P  
(B)=FB25P (E)=  
(C)=FB28P (F)=

No.	Parts No.	Parts Name	(A)	(B)	(C)	(D)	(E)	(F)	i/a	Remarks
1	50001-22191	Cover, battery	1							450/545Ah
1-1	50001-22192 (A=241AC1899-)	Cover, battery	1						↑	450/545Ah
1-2	50001-22193 (A=241AC2579-)	Cover, battery	1						↑	450/545Ah
1	50001-22201	Cover, battery	1	1	1					565/600Ah
1-1	50001-22202 (A=241AC1899-)(B=241AC1899-)(C=241AC1899-)	Cover, battery	1	1	1				↑	565/600Ah
1-2	50001-22203 (A=241AC2579-)(B=241AC2579-)(C=241AC2579-)	Cover, battery	1	1	1				↑	565/600Ah
2	14100-60580	Bolt	2	2	2					w/lock
3	14103-84220	Spring, gas	1	1	1					
4	0000-00008	Nut	2	2	2					
5	0000-70008	Washer, lock	2	2	2					
6	31090-01960	Clip	1	1	1					
7	1903-59001	Screw, FT	2	2	2					
	31010-45990 (A=241AC6266-)(B=241AC6266-)(C=241AC6266-)	Screw, tapping	2	2	2					CS/FCS/RP/DRP
8	50001-32510	Cushion	2	2	2					
8-1	50001-32511 (A=241AC4095-)(B=241AC4095-)(C=241AC4095-)	Cushion	2	2	2				↑	
9	37920-00000 (A=-241AC1919)(B=-241AC1919)(C=-241AC1919)	Bushing, rubber	1	1	1					
10	14104-26511	Pad, hand	1	1	1					
11	14102-37390	Pin, battery	1	1	1					

Note :

Fig.1015B1 BATTERY COVER  
FB30P(-251AC0491)

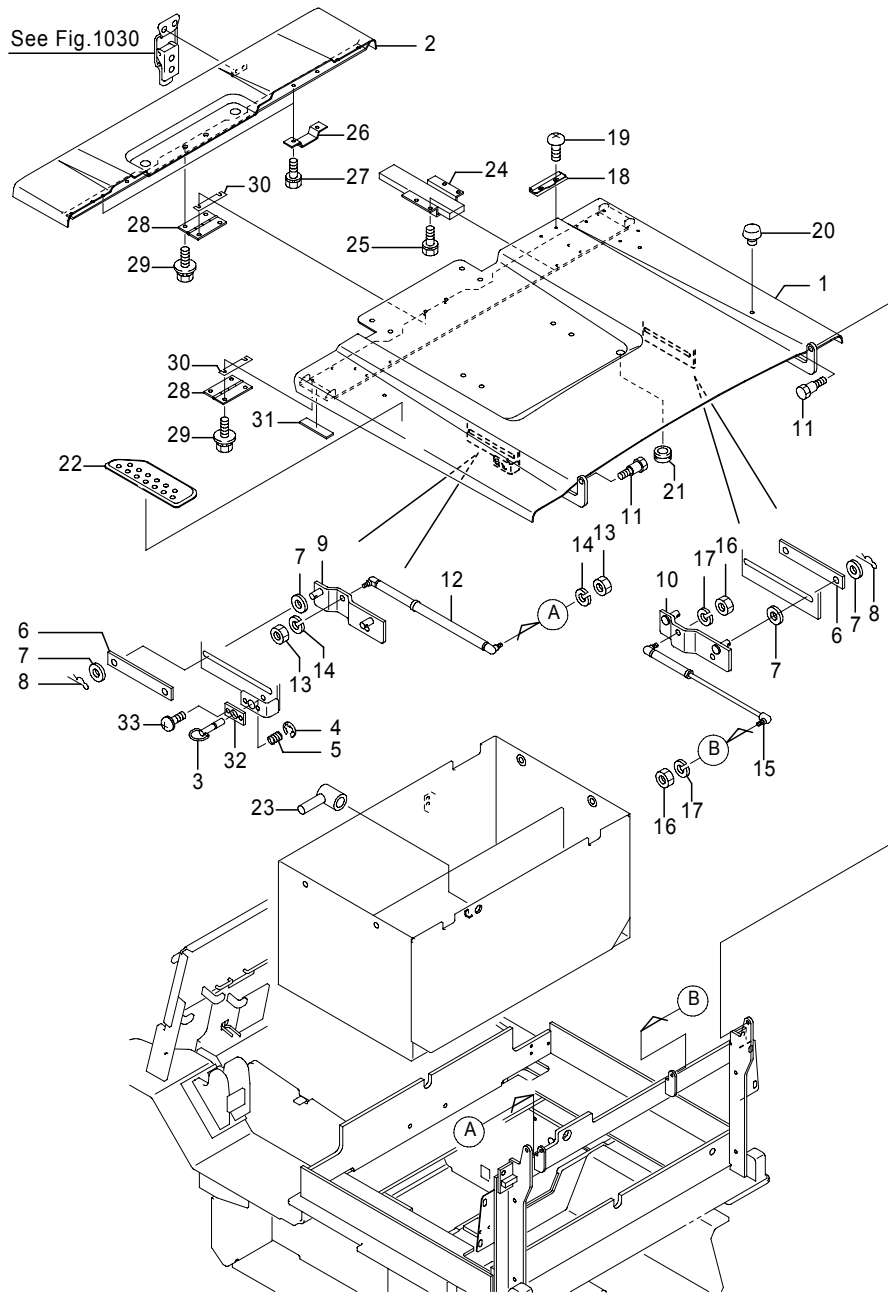


Fig.1015B1 BATTERY COVER  
FB30P(-251AC0491)

(A)=FB20P (D)=FB30P  
(B)=FB25P (E)=  
(C)=FB28P (F)=

No.	Parts No.	Parts Name	(A)	(B)	(C)	(D)	(E)	(F)	i/a	Remarks
1	50001-27760	Cover, battery							1	
2	14104-46422	Cover ,battery(2)							1	
3	14104-26211	Pin, hook							1	
4	0000-88007	Ring, snap							1	
5	0310-08003	Spring							1	
6	14104-26242	Plate, caution							2	
7	0000-72010	Washer, plain							8	
8	00001-00010	Pin, snap							4	
9	14104-28102	Bracket(L)							1	
10	14104-28113	Bracket(R)							1	
11	14100-60580	Bolt							2	
12	14103-84220	Spring, gas							1	w/lock
13	0000-00008	Nut							2	
14	0000-70008	Washer, lock							2	
15	14103-84320	Spring, gas							1	
16	0000-00008	Nut							2	
17	0000-70008	Washer, lock							2	
18	31090-01960	Clip							1	
19	1903-59001	Screw, FT							2	
20	1906-49060	Cushion							2	
21	37920-00000	Bushing, rubber (D=-251AC0189)							1	
22	14104-26511	Pad, hand							1	
23	14102-37390	Pin, battery							1	
24	31640-00980	Lock							2	
25	0017-06012	Bolt, w/washer							6	
26	14104-19681	Bracket, lock							2	
27	0017-06012	Bolt, w/washer							4	
28	14103-79261	Hinge							3	
29	0016-06012	Bolt, w/washers							12	
30	14104-47140	Shim							3	t1.0
31	14400-16740	Cushion							2	
32	14100-00190	Plate, hook							1	
33	0077-04010	Screw, w/washer							2	

Note :

Fig.1015B2 BATTERY COVER  
FB30P(251AC0492-)

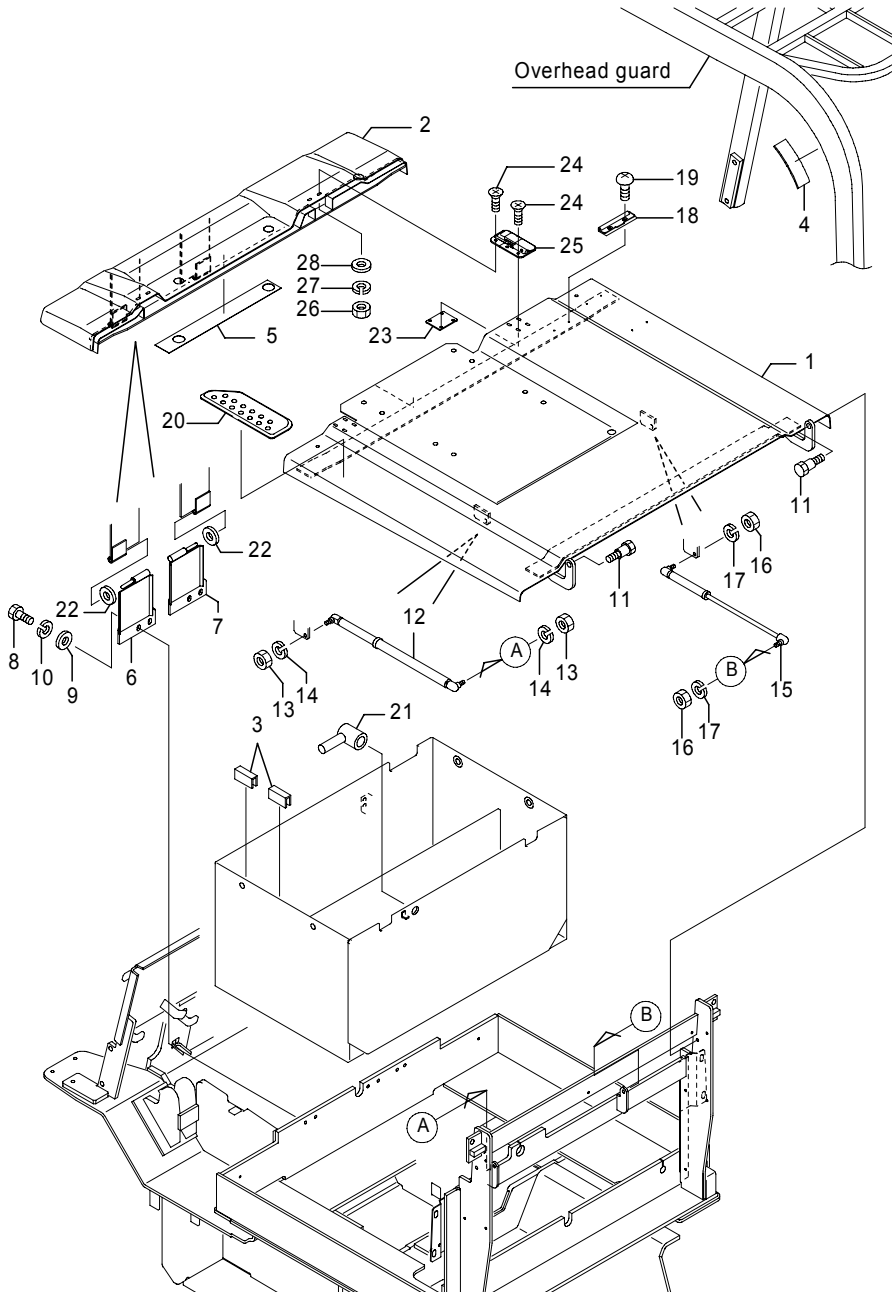


Fig.1015B2 BATTERY COVER  
FB30P(251AC0492-)

(A)=FB20P (D)=FB30P  
(B)=FB25P (E)=  
(C)=FB28P (F)=

No.	Parts No.	Parts Name	(A)	(B)	(C)	(D)	(E)	(F)	i/a	Remarks
1	50002-40082	Cover, battery							1	
2	50002-40093	Cover, battery(2)							1	
3	70000-65280	Protector							4	
4	14104-51480	Cushion							2	
5	50002-76940	Cushion							1	
6	50002-51632	Plate, battery cover(L)							1	
7	50002-53772	Plate, battery cover(R)							1	
8	0025-10020	Bolt							4	
9	0000-73010	Washer, plain							4	
10	0000-71010	Washer, lock							4	
11	14100-60580	Bolt							2	
12	14103-84220	Spring, gas							1	w/lock
13	0000-00008	Nut							2	
14	0000-70008	Washer, lock							2	
15	14104-21660	Spring, gas							1	w.o/lock
16	0000-00008	Nut							2	
17	0000-70008	Washer, lock							2	
18	31090-01960	Clip							1	
19	31010-45990	Screw, tapping							2	CS/FCS/RP/DRP
		(D=251AC0881-)								
	1903-59001	Screw, FT							2	
20	14104-26511	Pad, hand							1	
21	14102-37390	Pin, battery							1	
22	0000-73008	Washer, plain						AR		
23	50002-72440	Plate, bonnet catch							2	
24	0081-05014	Screw, flat head							12	
25	70000-54050	Catch, bonnet							2	
26	0000-00005	Nut							4	
27	0000-70005	Washer, lock							4	
28	0000-72005	Washer, plain							4	

Note :

Fig.1015C BATTERY COVER  
For MHI, FB20P-28P

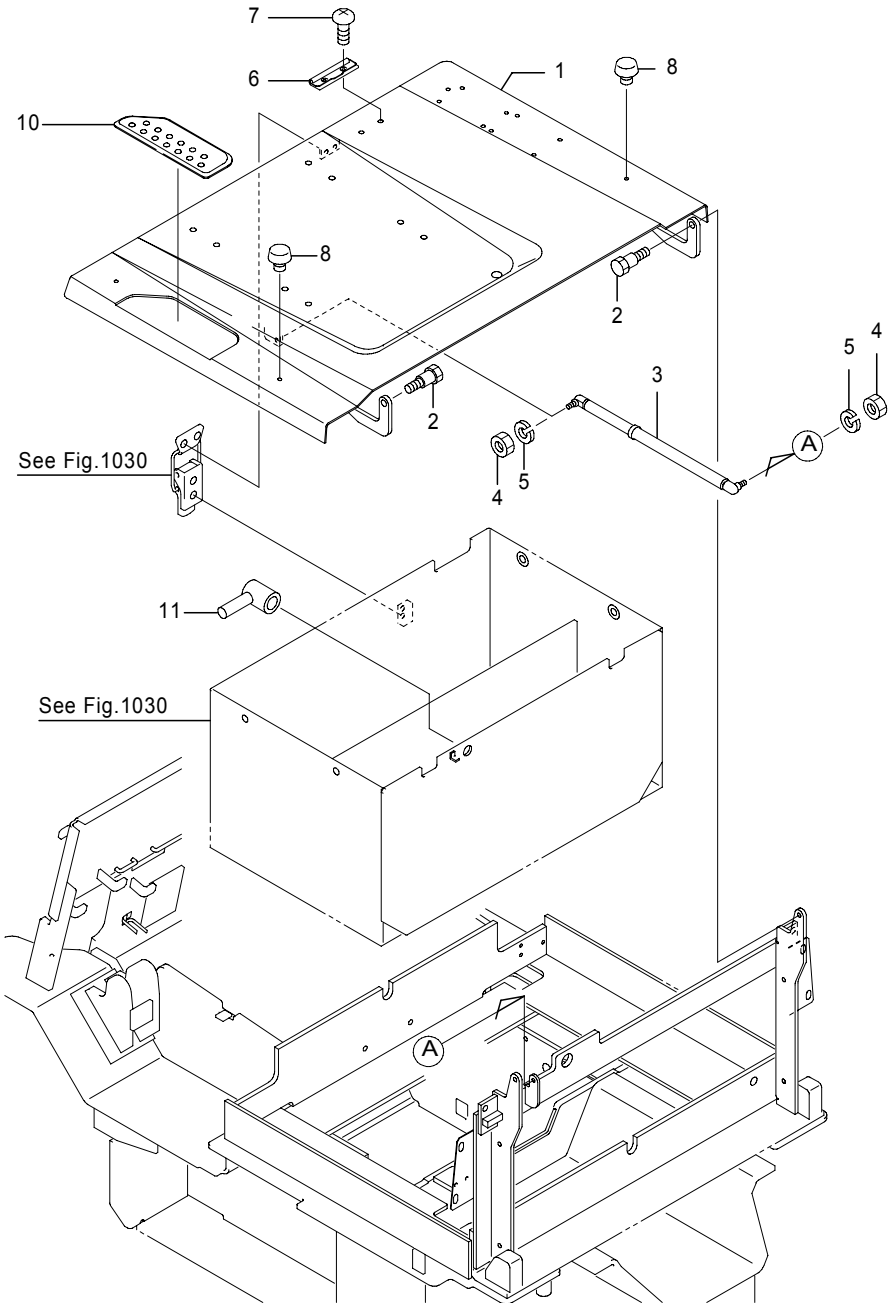


Fig.1015C BATTERY COVER  
For MHI, FB20P-28P

(A)=FB20P (D)=FB30P  
(B)=FB25P (E)=  
(C)=FB28P (F)=

No.	Parts No.	Parts Name	(A)	(B)	(C)	(D)	(E)	(F)	i/a	Remarks
1	50006-21000	Cover, battery	1							450/545Ah
	50006-21010	Cover, battery	1	1	1					565/600Ah
2	14100-60580	Bolt	2	2	2					
3	14103-84220	Spring, gas	1	1	1					w/lock
4	0000-00008	Nut	2	2	2					
5	0000-70008	Washer, lock	2	2	2					
6	31090-01960	Clip	1	1	1					
7	1903-59001	Screw, FT	2	2	2					
8	50001-32511	Cushion	2	2	2					
10	14104-26511	Pad, hand	1	1	1					
11	14102-37390	Pin, battery	1	1	1					

Note :

Fig.1015D BATTERY COVER  
For MHI, FB30P

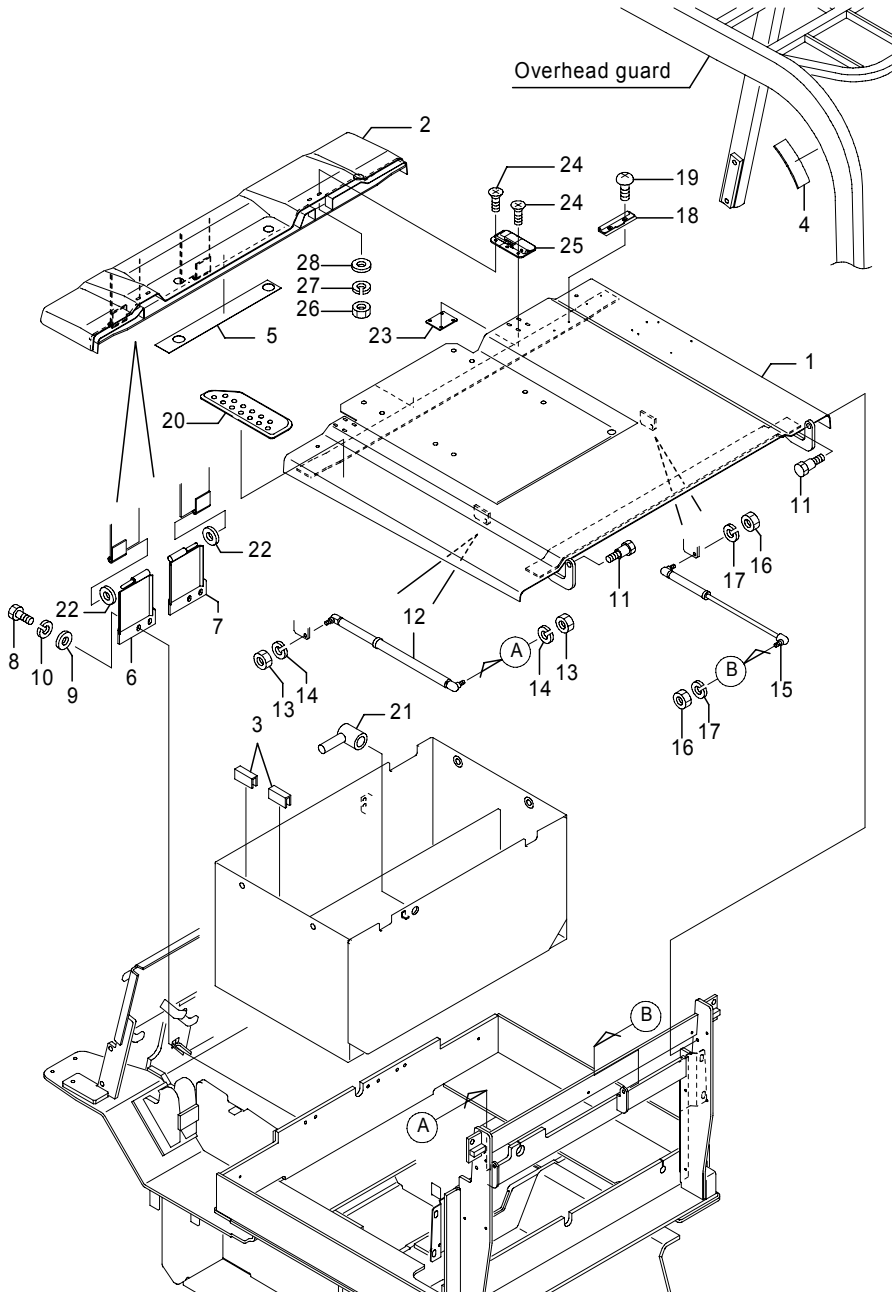


Fig.1015D BATTERY COVER  
For MHI, FB30P

(A)=FB20P (D)=FB30P  
(B)=FB25P (E)=  
(C)=FB28P (F)=

No.	Parts No.	Parts Name	(A)	(B)	(C)	(D)	(E)	(F)	i/a	Remarks
1	50006-21020	Cover, battery							1	
2	50002-40093	Cover, battery(2)							1	
3	70000-65280	Protector							4	
4	14104-51480	Cushion							2	
5	50002-76940	Cushion							1	
6	50002-51632	Plate, battery cover(L)							1	
7	50002-53772	Plate, battery cover(R)							1	
8	0025-10020	Bolt							4	
9	0000-73010	Washer, plain							4	
10	0000-71010	Washer, lock							4	
11	14100-60580	Bolt							2	
12	14103-84220	Spring, gas							1	w/lock
13	0000-00008	Nut							2	
14	0000-70008	Washer, lock							2	
15	14104-21660	Spring, gas							1	w.o/lock
16	0000-00008	Nut							2	
17	0000-70008	Washer, lock							2	
18	31090-01960	Clip							1	
19	1903-59001	Screw, FT							2	
20	14104-26511	Pad, hand							1	
21	14102-37390	Pin, battery							1	
22	0000-73008	Washer, plain							AR	
23	50002-72440	Plate, bonnet catch							2	
24	0081-05014	Screw, flat head							12	
25	70000-54050	Catch, bonnet							2	
26	0000-00005	Nut							4	
27	0000-70005	Washer, lock							4	
28	0000-72005	Washer, plain							4	

Note :

Fig.1015E BATTERY COVER

FB20P-28P, Finger tip

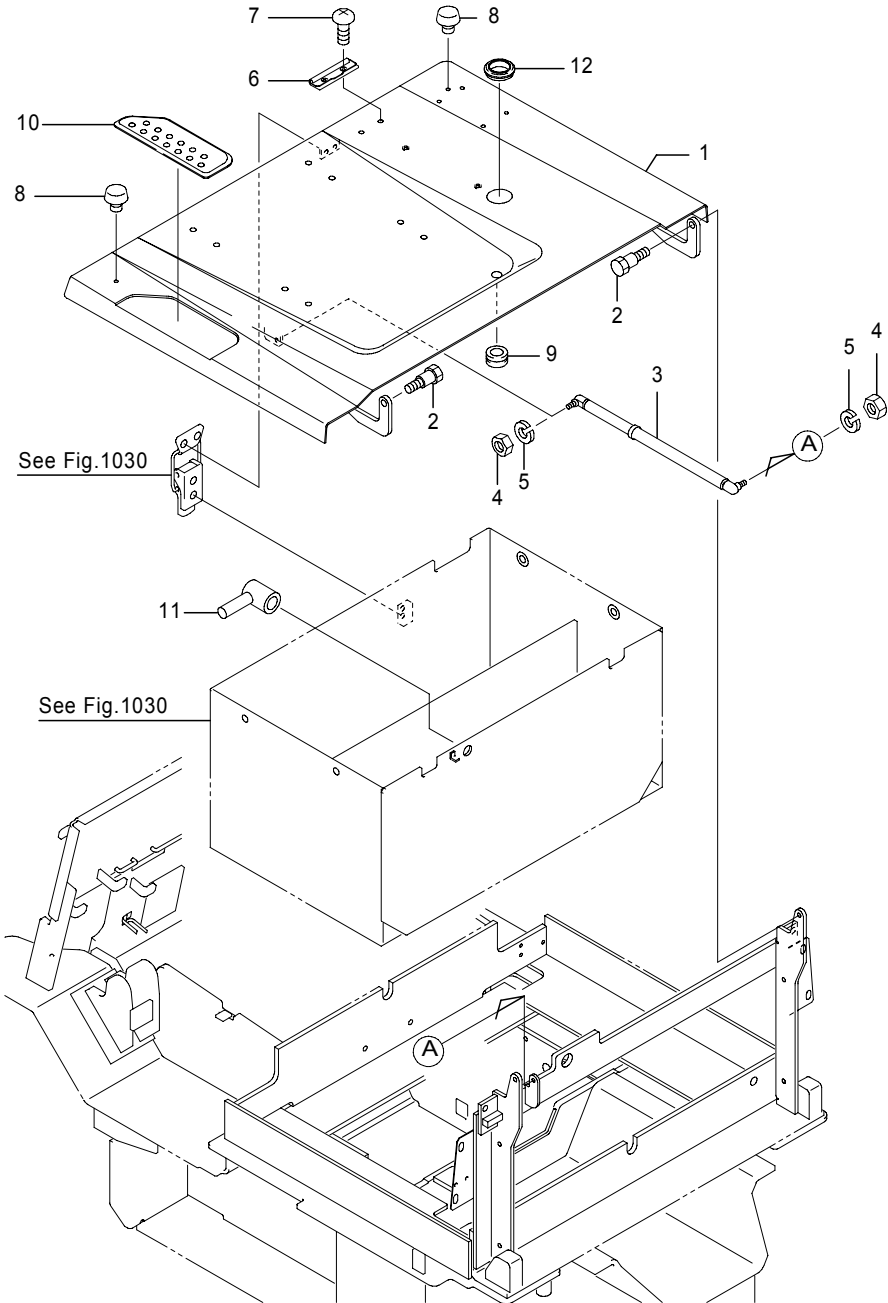


Fig.1015E BATTERY COVER

FB20P-28P, Finger tip

(A)=FB20P (D)=FB30P

(B)=FB25P (E)=

(C)=FB28P (F)=

No.	Parts No.	Parts Name	(A)	(B)	(C)	(D)	(E)	(F)	i/a	Remarks
1	50001-38011	Cover, battery	1							450/545Ah
	50001-38021	Cover, battery	1	1	1					565/600Ah
2	14100-60580	Bolt	2	2	2					
3	14103-84220	Spring, gas	1	1	1					w/lock
4	0000-00008	Nut	2	2	2					
5	0000-70008	Washer, lock	2	2	2					
6	31090-01960	Clip	1	1	1					
7	1903-59001	Screw, FT	2	2	2					
8	50001-32510	Cushion	2	2	2					
8-1	50001-32511	Cushion	2	2	2				↑	
		(A=221AC9303-)(B=221AC9303-)(C=221AC9303-)(D=221AC9303-)								
9	37920-00000	Bushing, rubber	1	1	1					
		(A=-221AC4585)(B=-221AC4585)(C=-221AC4585)(D=-221AC4585)								
10	14104-26511	Pad, hand	1	1	1					
11	14102-37390	Pin, battery	1	1	1					
12	14104-05350	Grommet	1	1	1					

Note :

Fig.1015F BATTERY COVER

FB30P, Finger tip

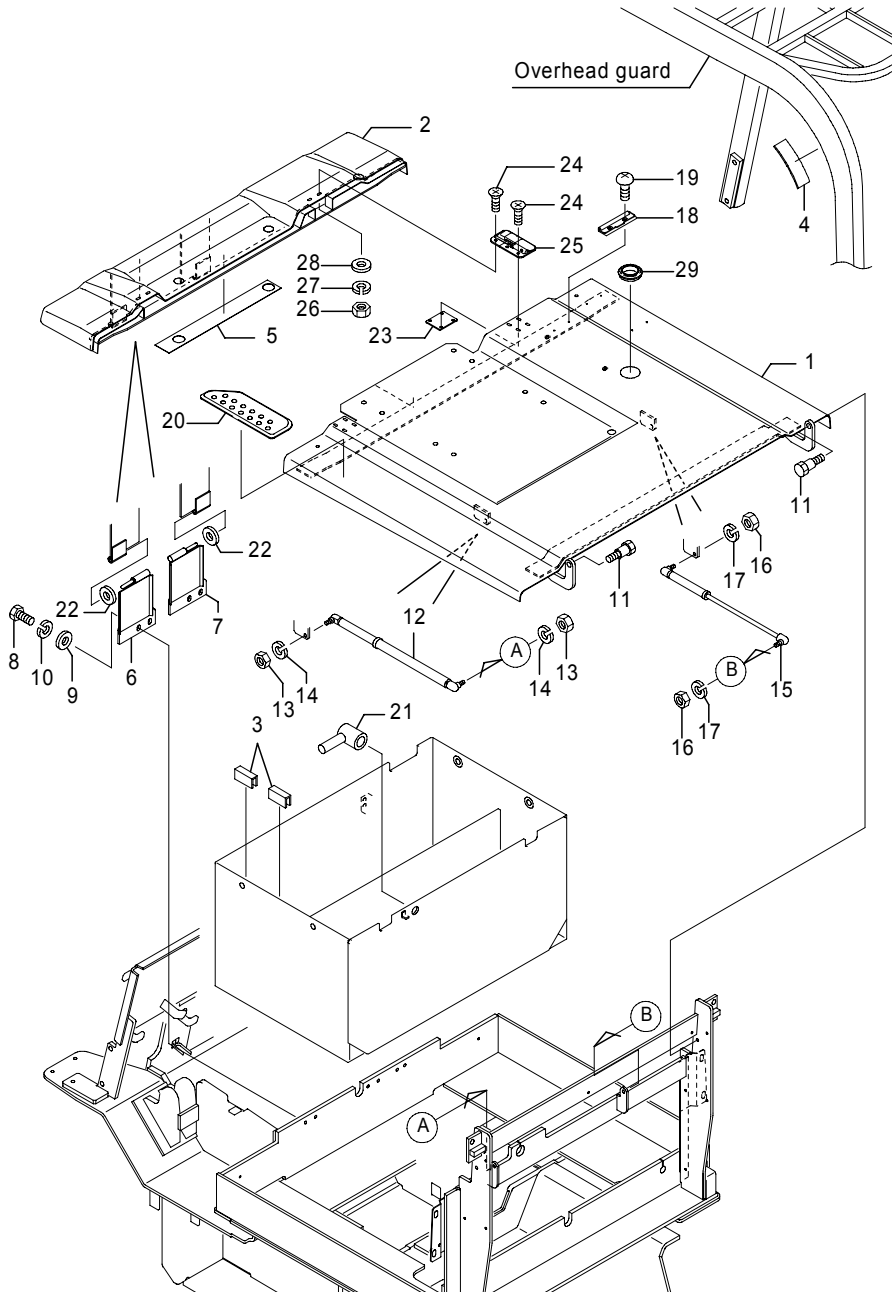


Fig.1015F BATTERY COVER

FB30P, Finger tip

(A)=FB20P (D)=FB30P

(B)=FB25P (E)=

(C)=FB28P (F)=

No.	Parts No.	Parts Name	(A)	(B)	(C)	(D)	(E)	(F)	i/a	Remarks
1	50004-58830	Cover, battery							1	
2	50002-40093	Cover, battery(2)							1	
3	70000-65280	Protector							4	
4	14104-51480	Cushion							2	
5	50002-76940	Cushion							1	
6	50002-51632	Plate, battery cover(L)							1	
7	50002-53772	Plate, battery cover(R)							1	
8	0025-10020	Bolt							4	
9	0000-73010	Washer, plain							4	
10	0000-71010	Washer, lock							4	
11	14100-60580	Bolt							2	
12	14103-84220	Spring, gas							1	w/lock
13	0000-00008	Nut							2	
14	0000-70008	Washer, lock							2	
15	14104-21660	Spring, gas							1	w.o/lock
16	0000-00008	Nut							2	
17	0000-70008	Washer, lock							2	
18	31090-01960	Clip							1	
19	1903-59001	Screw, FT							2	
20	14104-26511	Pad, hand							1	
21	14102-37390	Pin, battery							1	
22	0000-73008	Washer, plain						AR		
23	50002-72440	Plate, bonnet catch							2	
24	0081-05014	Screw, flat head							12	
25	70000-54050	Catch, bonnet							2	
26	0000-00005	Nut							4	
27	0000-70005	Washer, lock							4	
28	0000-72005	Washer, plain							4	
29	14104-05350	Grommet							1	

Note :



Fig.1030 BATTERY CASE

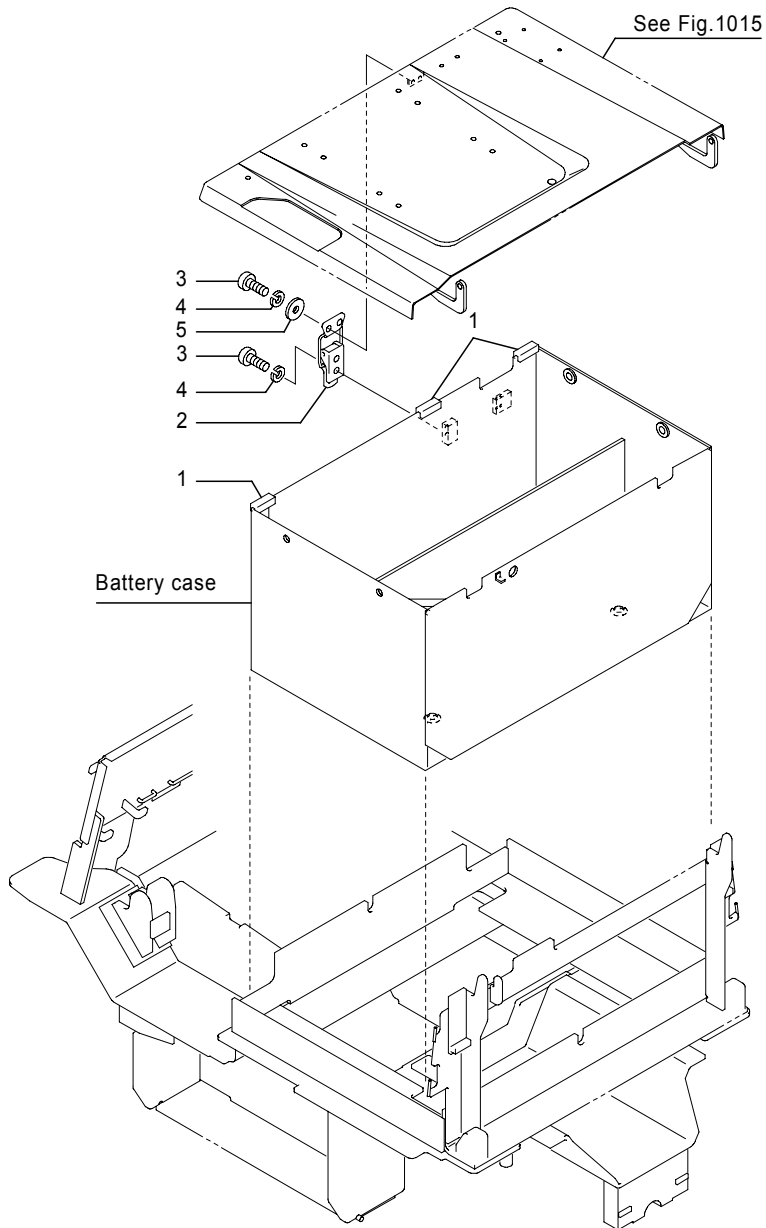


Fig.1030 BATTERY CASE

(A)=FB20P (D)=FB30P  
 (B)=FB25P (E)=  
 (C)=FB28P (F)=

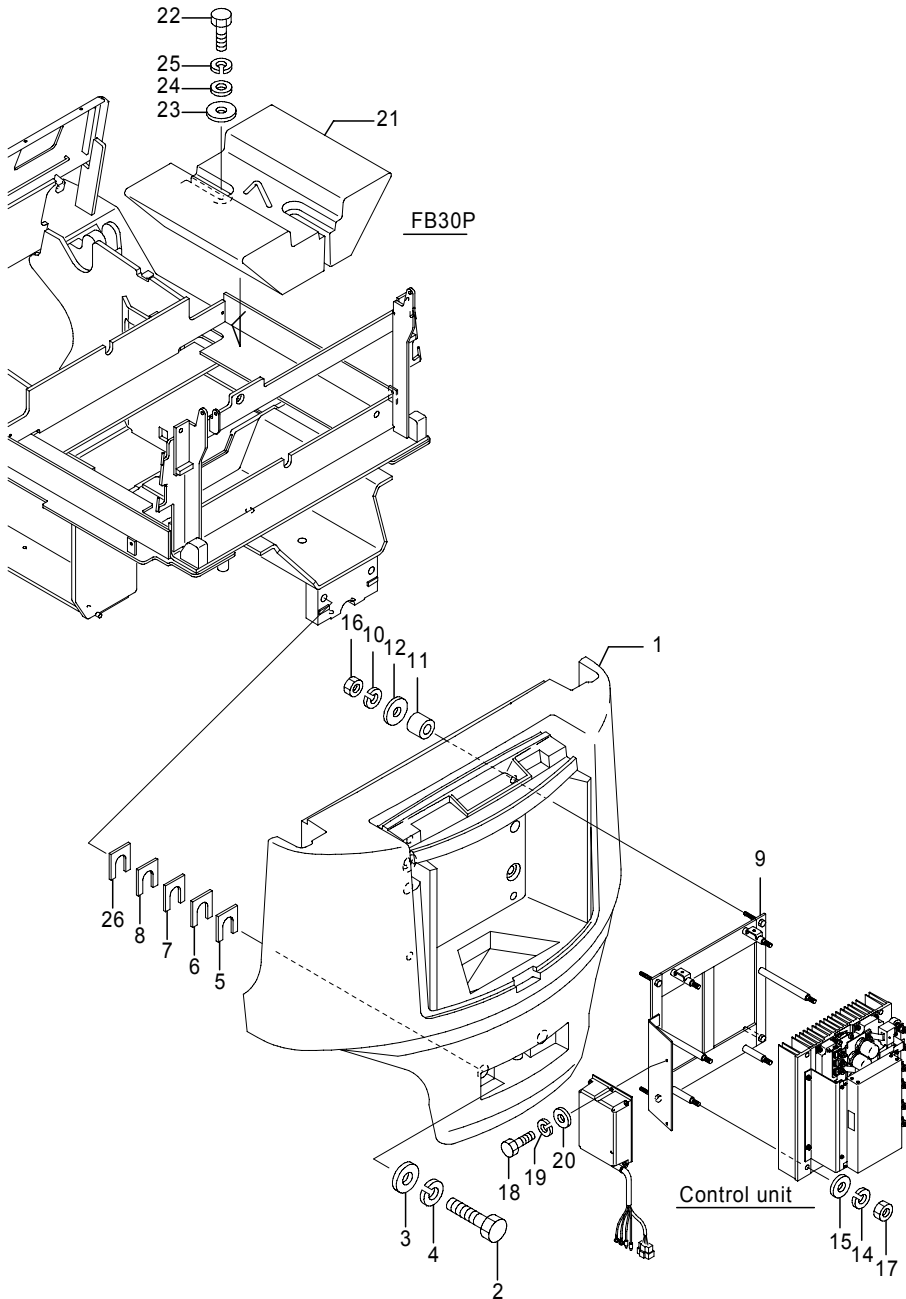
No.	Parts No.	Parts Name	(A)	(B)	(C)	(D)	(E)	(F)	i/a	Remarks
1	14102-53470	Support	3	3	3	3				
2	31640-00890	Catch, bonnet	1	1	1	1				
3	0071-08012	Screw, pan head	4	4	4	4				
3-1	0076-08012	Screw, w/washers	2	2	2	2			↑	for battery cover
	(A=241AC1948-)(B=241AC1948-)(C=241AC1948-)(D=251AC0190-)									
	0076-08016	Screw, w/washers	2	2	2	2			↑	for case
	(A=241AC1948-)(B=241AC1948-)(C=241AC1948-)(D=251AC0190-)									
4	0000-71008	Washer, lock	4	4	4	4				
	(A=-241AC1947)(B=-241AC1947)(C=-241AC1947)(D=-251AC0189)									
5	0000-73008	Washer, plain	2	2	2	2				
	(A=-241AC1947)(B=-241AC1947)(C=-241AC1947)(D=-251AC0189)									

Note :

Fig.1040A COUNTER BALANCE WEIGHT

Fig.1040A COUNTER BALANCE WEIGHT

(A)=FB20P (D)=FB30P  
 (B)=FB25P (E)=  
 (C)=FB28P (F)=



No.	Parts No.	Parts Name	(A)	(B)	(C)	(D)	(E)	(F)	i/a	Remarks
1	50001-21610	Weight	1							
	50001-21620	Weight		1						
	50001-21630	Weight			1					
	50001-21640	Weight				1				
2	0173-24012	Bolt	2							
	0173-24020	Bolt			2					
	0173-24017	Bolt		2	2					
3	0000-73024	Washer, plain	2	2	2	2				
4	0000-71024	Washer, lock	2	2	2	2				
5	14800-34620	Shim	AR	AR	AR	AR				t2.0
6	14800-34630	Shim	AR	AR	AR	AR				t3.2
7	14800-34640	Shim	AR	AR	AR	AR				t4.0
8	14800-40940	Shim	AR	AR	AR	AR				t5.0
9	50001-19370	Bracket, control unit	1	1	1	1				
9-1	50001-19371	Bracket, control unit	1	1	1	1				↑
	(A=241AC1911-)(B=241AC1911-)(C=241AC1911-)(D=251AC0188-)									
9-2	50003-87411	Bracket, control unit	1	1	1					×
	(A=241AC4969-)(B=241AC4969-)(C=241AC4969-)									
10	0000-70008	Washer, lock	4	4	4	4				
11	14800-34580	Bushing	4	4	4	4				
12	14800-34590	Washer	4	4	4	4				
14	0000-70010	Washer, lock	4	4	4	4				
14-1	0000-70008	Washer, lock	4	4	4	4				↑
	(A=241AC1911-)(B=241AC1911-)(C=241AC1911-)(D=251AC0188-)									
15	0000-72010	Washer, plain	4	4	4	4				
15-1	0000-72008	Washer, plain	4	4	4	4				↑
	(A=241AC1911-)(B=241AC1911-)(C=241AC1911-)(D=251AC0188-)									
16	0000-00008	Nut	4	4	4	4				
17	0000-00010	Nut	4	4	4	4				
17-1	0000-00008	Nut	4	4	4	4				↑
	(A=241AC1911-)(B=241AC1911-)(C=241AC1911-)(D=251AC0188-)									
18	0010-06010	Bolt	2	2	2	2				
19	0000-70006	Washer,lock	2	2	2	2				
20	0000-72006	Washer,plain	2	2	2	2				
21	14800-34831	Weight, inner				1				

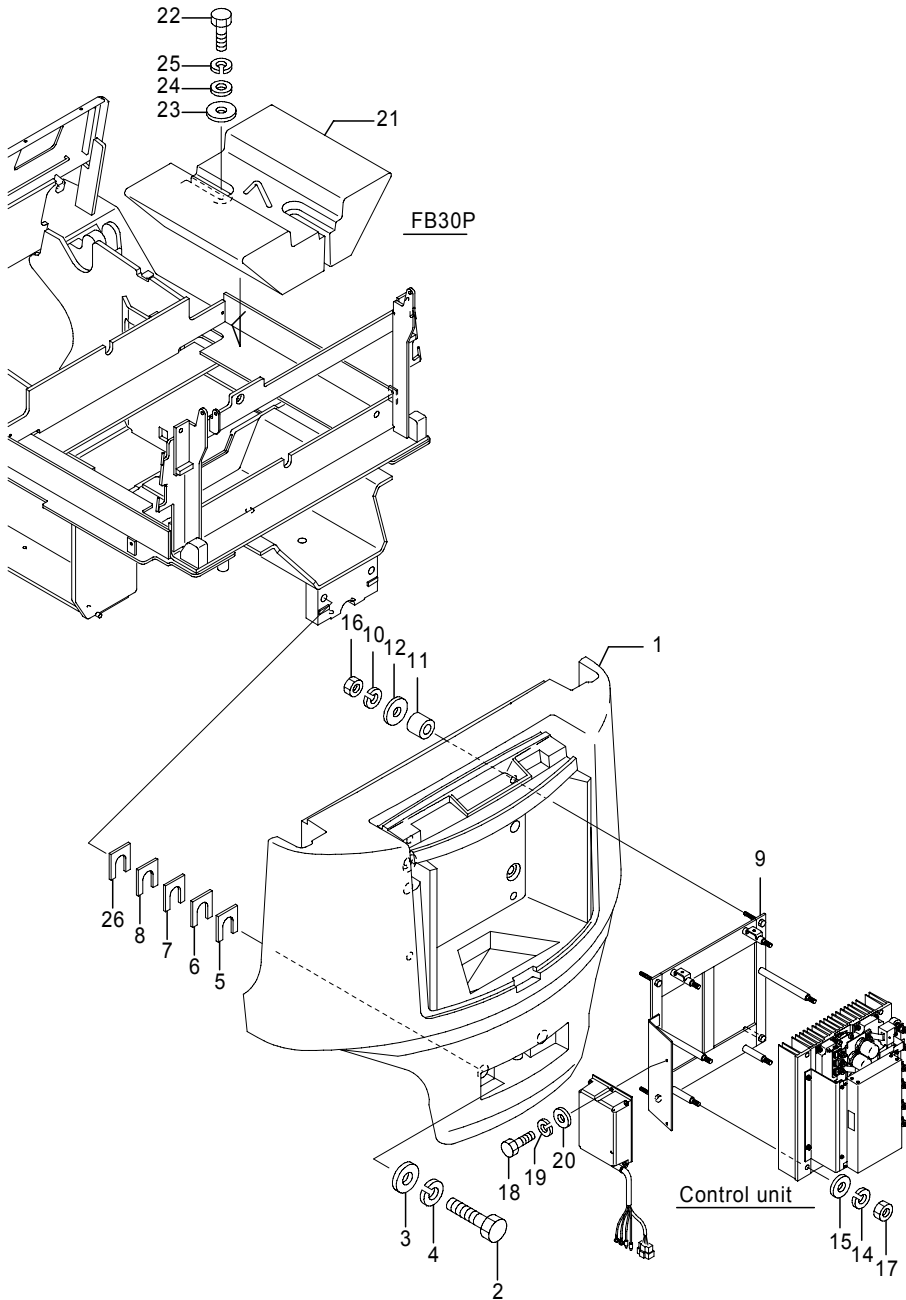
Note : FB20-28P(-241AC5198,241AC5274-6265),30P(-251AC0696,251AC0715-0880)

Parts important at the time of exchange  
 32390-12100 Grease, silicon

Fig.1040A COUNTER BALANCE WEIGHT

Fig.1040A COUNTER BALANCE WEIGHT

(A)=FB20P (D)=FB30P  
 (B)=FB25P (E)=  
 (C)=FB28P (F)=



No.	Parts No.	Parts Name	(A)	(B)	(C)	(D)	(E)	(F)	i/a	Remarks
22	0172-12013	Bolt							2	
23	0000-72020	Washer, plain							2	
24	0000-72012	Washer, plain							2	
25	0000-70012	Washer, lock							2	
26	50001-64110	Shim	AR	AR	AR	AR			t6.0	

(A=241AC1911-)(B=241AC1911-)(C=241AC1911-)(D=251AC0188-)

Note : FB20-28P(-241AC5198,241AC5274-6265),30P(-251AC0696,251AC0715-0880)

Parts important at the time of exchange  
 32390-12100 Grease, silicon

Fig.1040B COUNTER BALANCE WEIGHT  
 [CAN],20-28P(241AC5199-5273),30P(251AC0697-0714)

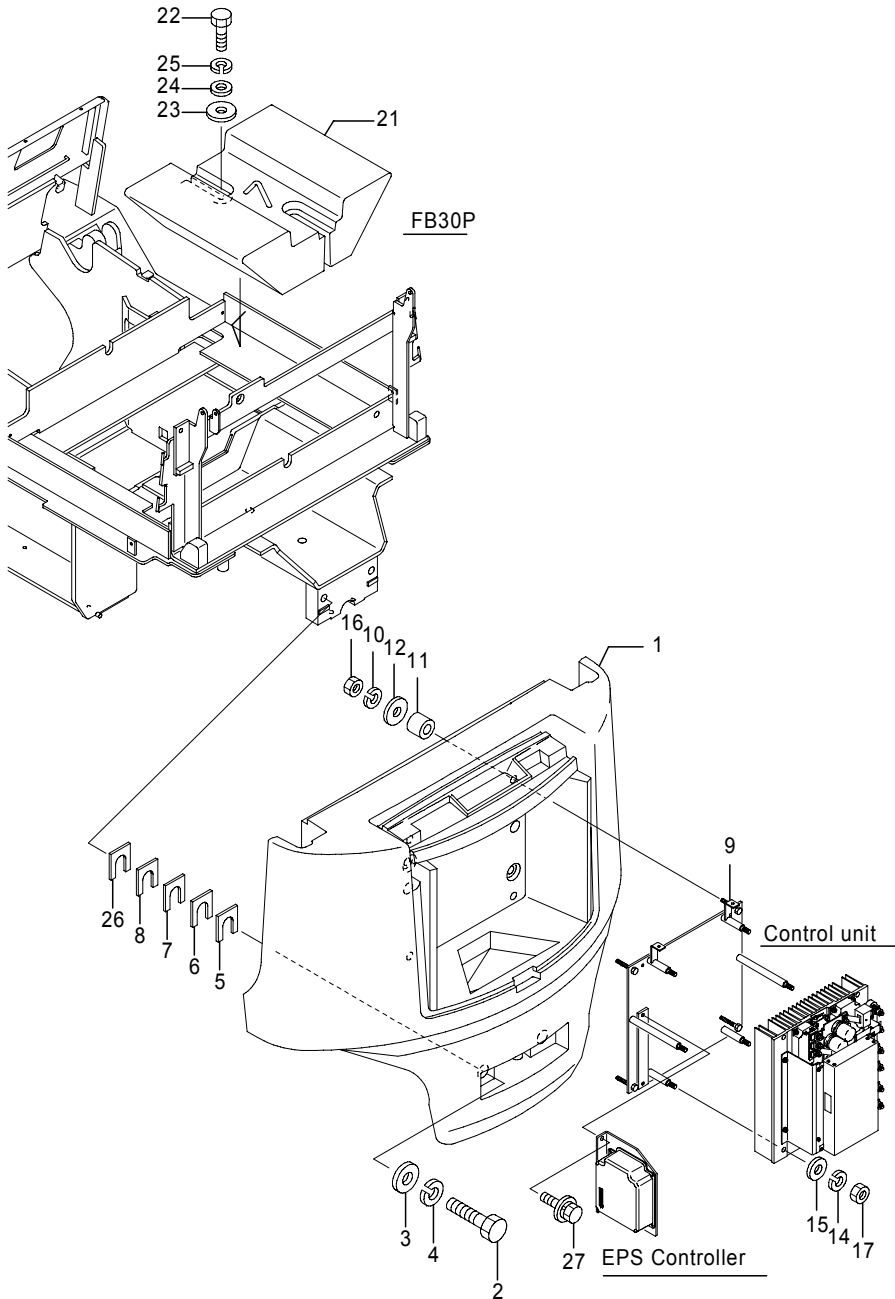


Fig.1040B COUNTER BALANCE WEIGHT  
 [CAN],20-28P(241AC5199-5273),30P(251AC0697-0714)

(A)=FB20P (D)=FB30P  
 (B)=FB25P (E)=  
 (C)=FB28P (F)=

No.	Parts No.	Parts Name	(A)	(B)	(C)	(D)	(E)	(F)	i/a	Remarks
1	50001-21610	Weight	1							
	50001-21620	Weight		1						
	50001-21630	Weight			1					
	50001-21640	Weight				1				
2	0173-24012	Bolt	2							
	0173-24020	Bolt			2					
	0173-24017	Bolt		2	2					
3	0000-73024	Washer, plain	2	2	2	2				
4	0000-71024	Washer, lock	2	2	2	2				
5	14800-34620	Shim	AR	AR	AR	AR				t2.0
6	14800-34630	Shim	AR	AR	AR	AR				t3.2
7	14800-34640	Shim	AR	AR	AR	AR				t4.0
8	14800-40940	Shim	AR	AR	AR	AR				t5.0
9	50006-13990	Bracket, control unit	1	1	1	1				
10	0000-70008	Washer, lock	4	4	4	4				
11	14800-34580	Bushing	4	4	4	4				
12	14800-34590	Washer	4	4	4	4				
14	0000-70008	Washer, lock	4	4	4	4				
15	0000-72008	Washer, plain	4	4	4	4				
16	0000-00008	Nut	4	4	4	4				
17	0000-00008	Nut	4	4	4	4				
18	0010-06010	Bolt	2	2	2	2				
19	0000-70006	Washer,lock	2	2	2	2				
20	0000-72006	Washer,plain	2	2	2	2				
21	14800-34831	Weight, inner					1			
22	0172-12013	Bolt					2			
23	0000-72020	Washer, plain					2			
24	0000-72012	Washer, plain					2			
25	0000-70012	Washer, lock					2			
26	50001-64110	Shim	AR	AR	AR	AR				t6.0
27	0016-08016	Bolt, w/washers	AR	AR	AR	AR				

Note : Parts important at the time of exchange

32390-12100 Grease, silicon

Fig.1040C COUNTER BALANCE WEIGHT  
 [CAN/OIS],20-28P(241AC6266-),30P(251AC0881-)

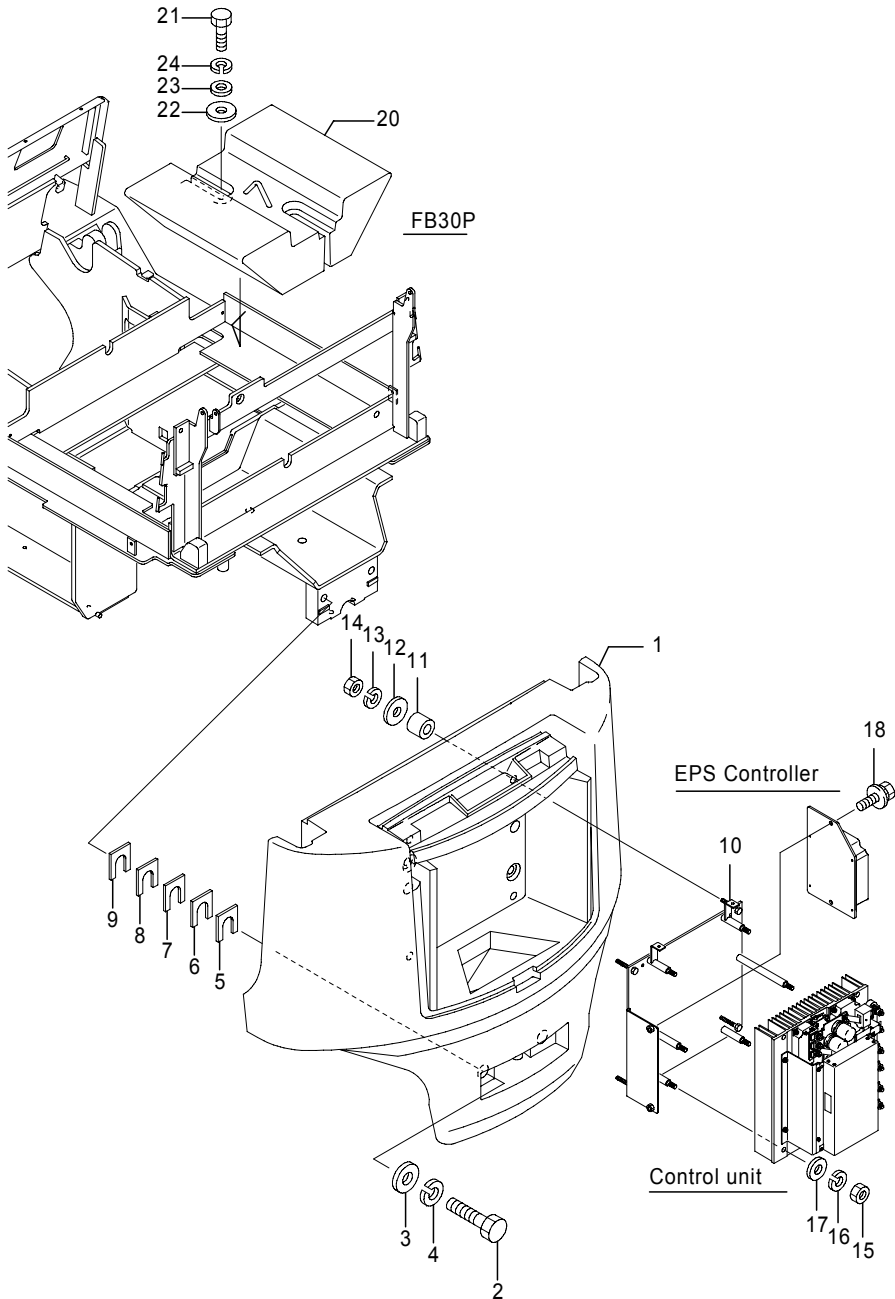


Fig.1040C COUNTER BALANCE WEIGHT  
 [CAN/OIS],20-28P(241AC6266-),30P(251AC0881-)

(A)=FB20P (D)=FB30P  
 (B)=FB25P (E)=  
 (C)=FB28P (F)=

No.	Parts No.	Parts Name	(A)	(B)	(C)	(D)	(E)	(F)	i/a	Remarks
1	50001-21610	Weight	1							
	50001-21620	Weight		1						
	50001-21630	Weight			1					
	50001-21642	Weight				1				
2	0173-24012	Bolt	2							
	0173-24020	Bolt			2					
	0173-24017	Bolt		2	2					
3	0000-73024	Washer, plain	2	2	2	2				
4	0000-71024	Washer, lock	2	2	2	2				
5	14800-34620	Shim	AR	AR	AR	AR				t2
6	14800-34630	Shim	AR	AR	AR	AR				t3.2
7	14800-34640	Shim	AR	AR	AR	AR				t4
8	14800-40940	Shim	AR	AR	AR	AR				t5
9	50001-64110	Shim	AR	AR	AR	AR				t6
10	50006-39470	Bracket, control unit	1	1	1	1				
11	14800-34580	Bushing	4	4	4	4				
12	14800-34590	Washer	4	4	4	4				
13	0000-70008	Washer, lock	4	4	4	4				
14	0000-00008	Nut	4	4	4	4				
15	0000-00008	Nut	4	4	4	4				
16	0000-70008	Washer, lock	4	4	4	4				
17	0000-72008	Washer, plain	4	4	4	4				
18	0017-08020	Bolt, w/washer	2	2	2	2				
20	14800-34831	Weight, inner					1			
21	0172-12013	Bolt					2			
22	0000-72020	Washer, plain					2			
23	0000-72012	Washer, plain					2			
24	0000-70012	Washer, lock					2			

Note : Parts important at the time of exchange  
 32390-12100 Grease, silicon

Fig.1040D COUNTER BALANCE WEIGHT

For MHI

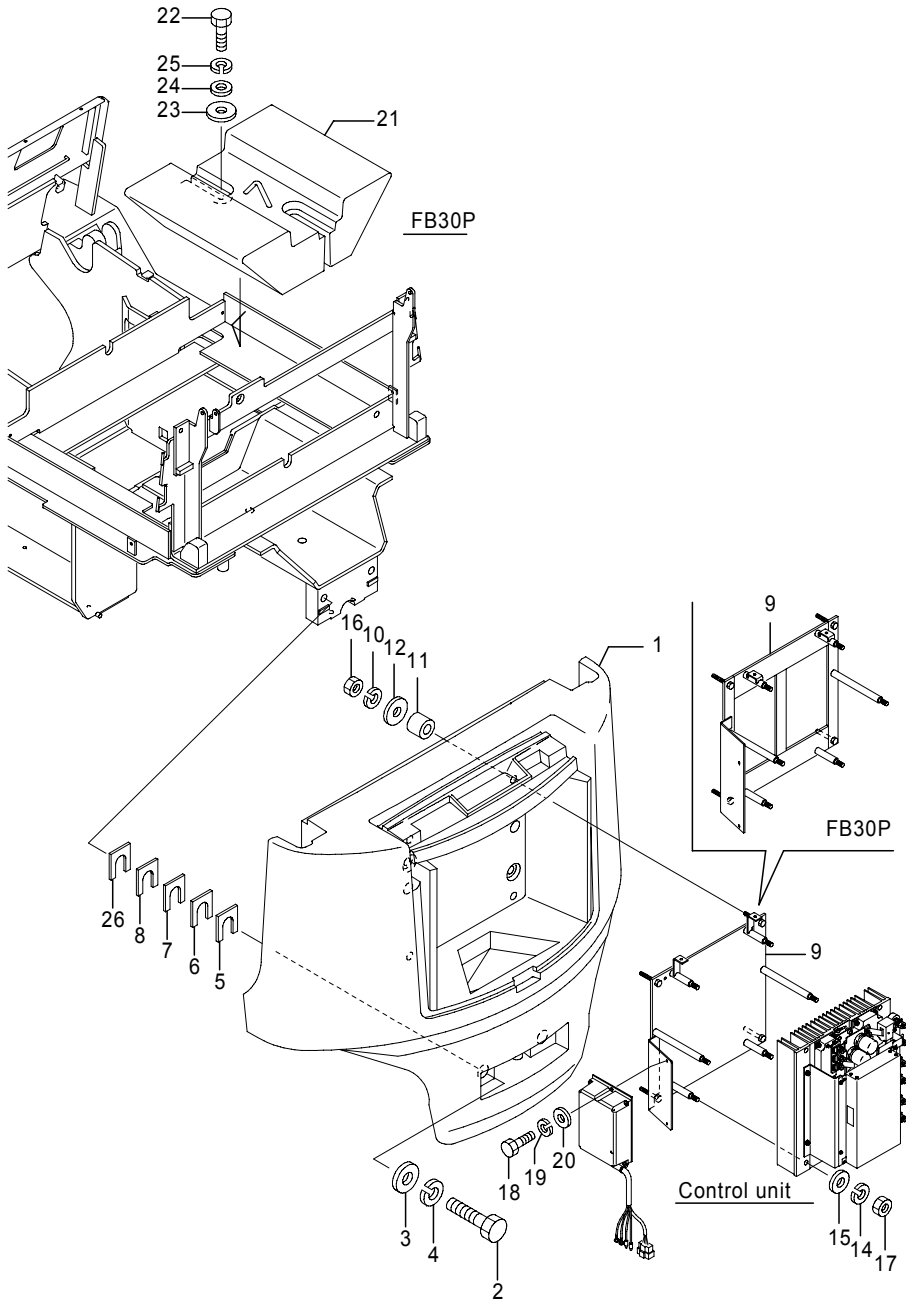


Fig.1040D COUNTER BALANCE WEIGHT

For MHI

(A)=FB20P (D)=FB30P

(B)=FB25P (E)=

(C)=FB28P (F)=

No.	Parts No.	Parts Name	(A)	(B)	(C)	(D)	(E)	(F)	i/a	Remarks
1	50001-21610	Weight	1							
	50001-21620	Weight		1						
	50001-21630	Weight			1					
	50001-21641	Weight				1				
2	0173-24012	Bolt	2							
	0173-24020	Bolt			2					
	0173-24017	Bolt		2	2					
3	0000-73024	Washer, plain	2	2	2	2				
4	0000-71024	Washer, lock	2	2	2	2				
5	14800-34620	Shim	AR	AR	AR	AR				t2.0
6	14800-34630	Shim	AR	AR	AR	AR				t3.2
7	14800-34640	Shim	AR	AR	AR	AR				t4.0
8	14800-40940	Shim	AR	AR	AR	AR				t5.0
9	50003-87411	Bracket, control unit	1	1	1					
	50001-19371	Bracket, control unit				1				
10	0000-70008	Washer, lock	4	4	4	4				
11	14800-34580	Bushing	4	4	4	4				
12	14800-34590	Washer	4	4	4	4				
14	0000-70008	Washer, lock	4	4	4	4				
15	0000-72008	Washer, plain	4	4	4	4				
16	0000-00008	Nut	4	4	4	4				
17	0000-00008	Nut	4	4	4	4				
18	0010-06010	Bolt	2	2	2	2				
19	0000-70006	Washer,lock	2	2	2	2				
20	0000-72006	Washer,plain	2	2	2	2				
21	14800-34831	Weight, inner				1				
22	0172-12013	Bolt				2				
23	0000-72020	Washer, plain				2				
24	0000-72012	Washer, plain				2				
25	0000-70012	Washer, lock				2				
26	50001-64110	Shim	AR	AR	AR	AR				t6.0

Note : Parts important at the time of exchange

32390-12100 Grease, silicon

Fig.1050A SEAT

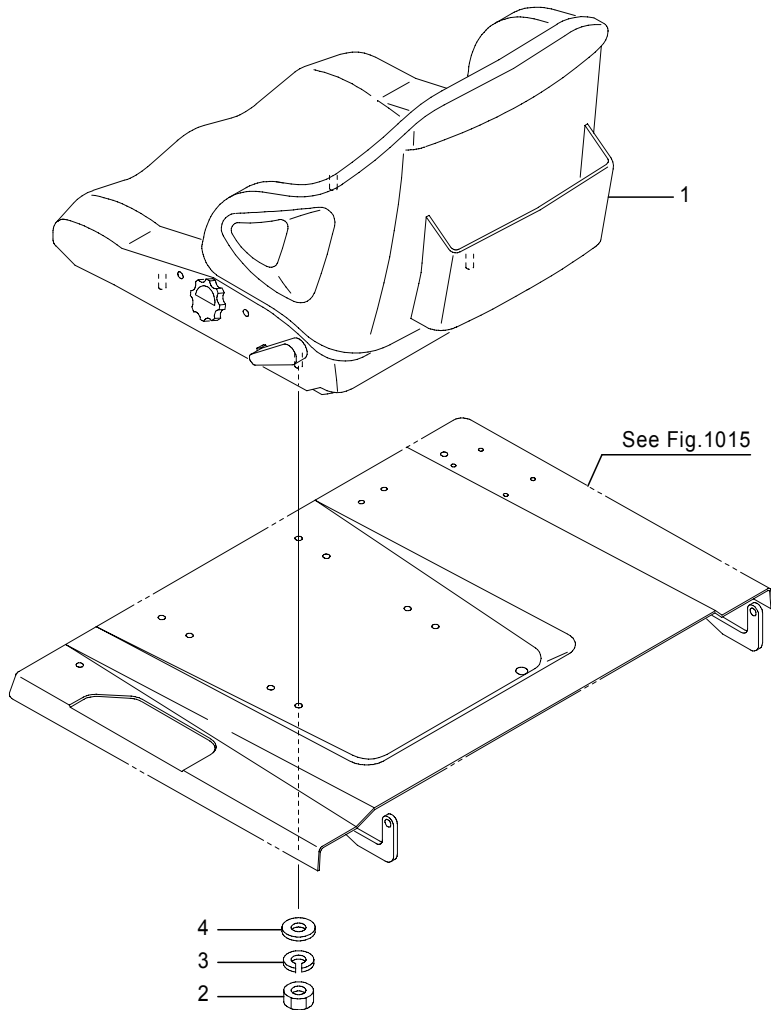


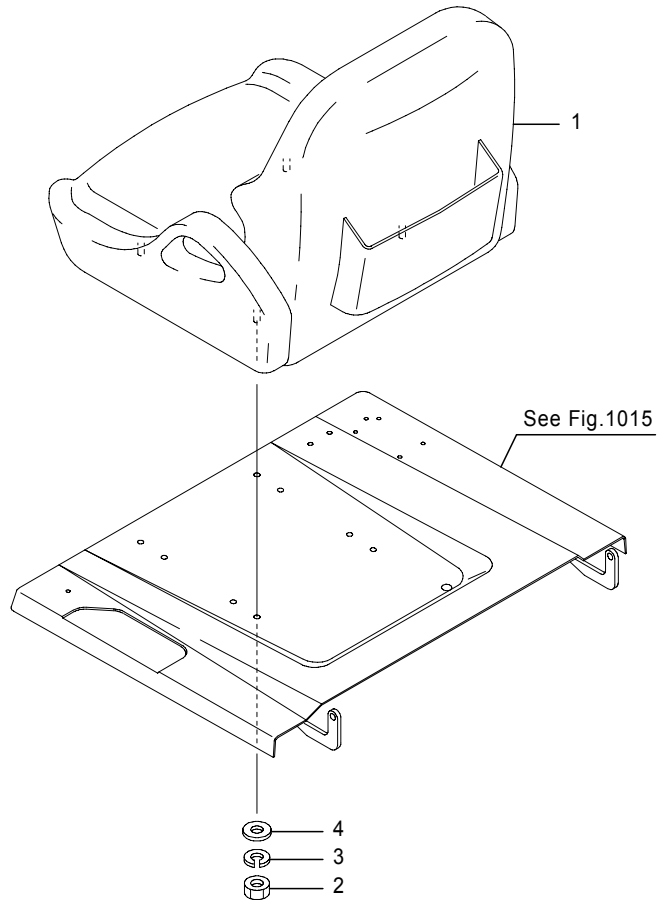
Fig.1050A SEAT

(A)=FB20P (D)=FB30P  
 (B)=FB25P (E)=  
 (C)=FB28P (F)=

No.	Parts No.	Parts Name	(A)	(B)	(C)	(D)	(E)	(F)	i/a	Remarks
1	32210-00540	Seat ass'y	1	1	1	1				Std,*1,*3,w/NICHIYU logo
	32210-00550	Seat ass'y	1	1	1	1				Std,*1,*3,w.o/NICHIYU logo
	32210-00580	Seat ass'y	1	1	1	1				Opt,*2,*3,w/NICHIYU logo
	32210-00590	Seat ass'y	1	1	1	1				Opt,*2,*3,w.o/NICHIYU logo
	32210-00560	Seat ass'y	1	1	1	1				Opt,*1,*4,w/NICHIYU logo
	32210-00570	Seat ass'y	1	1	1	1				Opt,*1,*4,w.o/NICHIYU logo
	32210-00600	Seat ass'y	1	1	1	1				Opt,*2,*4,w/NICHIYU logo
	32210-00610	Seat ass'y	1	1	1	1				Opt,*2,*4,w.o/NICHIYU logo
2	0000-00008	Nut	4	4	4	4				
3	0000-70008	Washer, lock	4	4	4	4				
4	0000-72008	Washer, plain	4	4	4	4				

Note : \*1:w.o/suspension & reclining, \*2:w/suspension & reclining  
 \*3:w.o/seat switch, \*4:w/seat switch, w.o/Suspension:FB20P-28P(-241AC3780),FB30P(-251AC0426)  
 w/Suspension:FB20P-28P(-241AC3811),FB30P(-251AC0433)

Fig.1050B SEAT



Remarks	Suspension & Reclining	Seat sensor	Logo
*1	X	X	○
*2(Std)	○	X	○
*3	X	○	○
*4	○	○	○
*5	X	X	X
*6	○	X	X
*7	X	○	X
*8	○	○	X

Fig.1050B SEAT

(A)=FB20P (D)=FB30P  
 (B)=FB25P (E)=  
 (C)=FB28P (F)=

No.	Parts No.	Parts Name	(A)	(B)	(C)	(D)	(E)	(F)	i/a	Remarks
1	70000-28750	Seat ass'y (A=-241AC6307)(B=-241AC6307)(C=-241AC6307)(D=-251AC0887)	1	1	1	1				*1,For Nichiyu
	70000-28760	Seat ass'y (A=-241AC6307)(B=-241AC6307)(C=-241AC6307)(D=-251AC0887)	1	1	1	1				*2,For Nichiyu
	70000-28770	Seat ass'y (A=-241AC6307)(B=-241AC6307)(C=-241AC6307)(D=-251AC0887)	1	1	1	1				*3,For Nichiyu
	70000-28780	Seat ass'y (A=-241AC6307)(B=-241AC6307)(C=-241AC6307)(D=-251AC0887)	1	1	1	1				*4,For Nichiyu
	70000-28790	Seat ass'y	1	1	1	1				*5,For Nichiyu
1-1	70001-56270	Seat ass'y (A=241AC8085-)(B=241AC8085-)(C=241AC8085-)(D=251AC1181-)	1	1	1	1			X	*5,For Nichiyu
1	70000-28800	Seat ass'y (A=-241AC8084)(B=-241AC8084)(C=-241AC8084)(D=-251AC1180)	1	1	1	1				*6,For Nichiyu/MHI
	70000-28810	Seat ass'y	1	1	1	1				*7,For Nichiyu
1-1	70001-56250	Seat ass'y (A=241AC8085-)(B=241AC8085-)(C=241AC8085-)(D=251AC1181-)	1	1	1	1			X	*7,For Nichiyu
1	70000-28820	Seat ass'y	1	1	1	1				*8,For Nichiyu
1-1	70001-56240	Seat ass'y (A=241AC8085-)(B=241AC8085-)(C=241AC8085-)(D=251AC1181-)	1	1	1	1			X	*8,For Nichiyu
2	0000-00008	Nut	4	4	4	4				
3	0000-70008	Washer, lock	4	4	4	4				
4	0000-72008	Washer, plain	4	4	4	4				

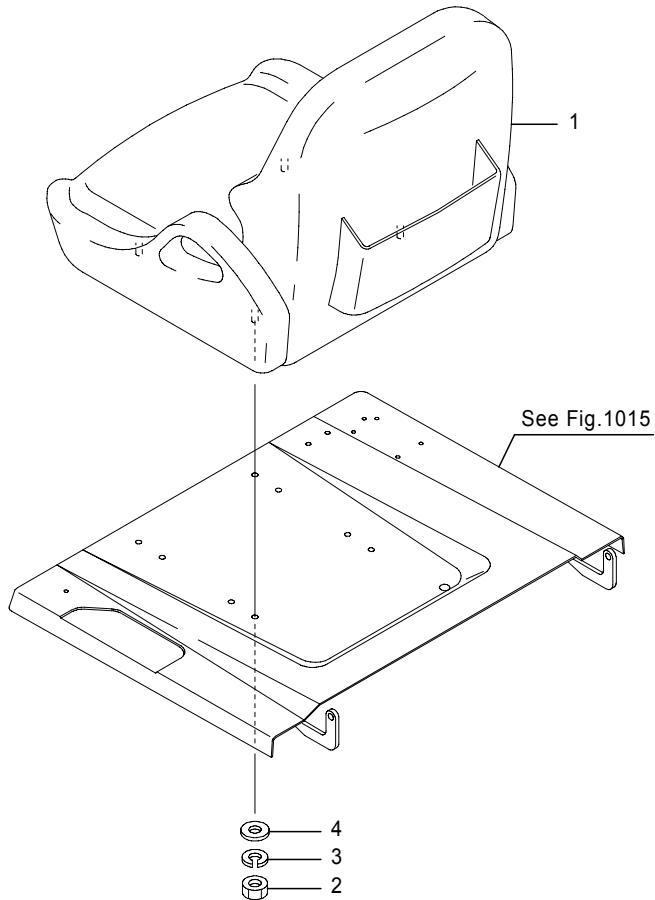
Note : w.o/Suspension:FB20P-28P(241AC3781-),FB30P(251AC0427-)  
 w/Suspension:FB20P-28P(241AC3812-),FB30P(251AC0434-)  
 \*1:Exp=FB20P-28P-Std/30P-Opt \*2:JPN-Std,Exp=FB30P-Std



Fig.1060A OVERHEAD GUARD

Fig.1060A OVERHEAD GUARD

(A)=FB20P (D)=FB30P  
 (B)=FB25P (E)=  
 (C)=FB28P (F)=



Remarks	Suspension & Reclining	Seat sensor	Logo
*1	X	X	○
*2(Std)	○	X	○
*3	X	○	○
*4	○	○	○
*5	X	X	X
*6	○	X	X
*7	X	○	X
*8	○	○	X

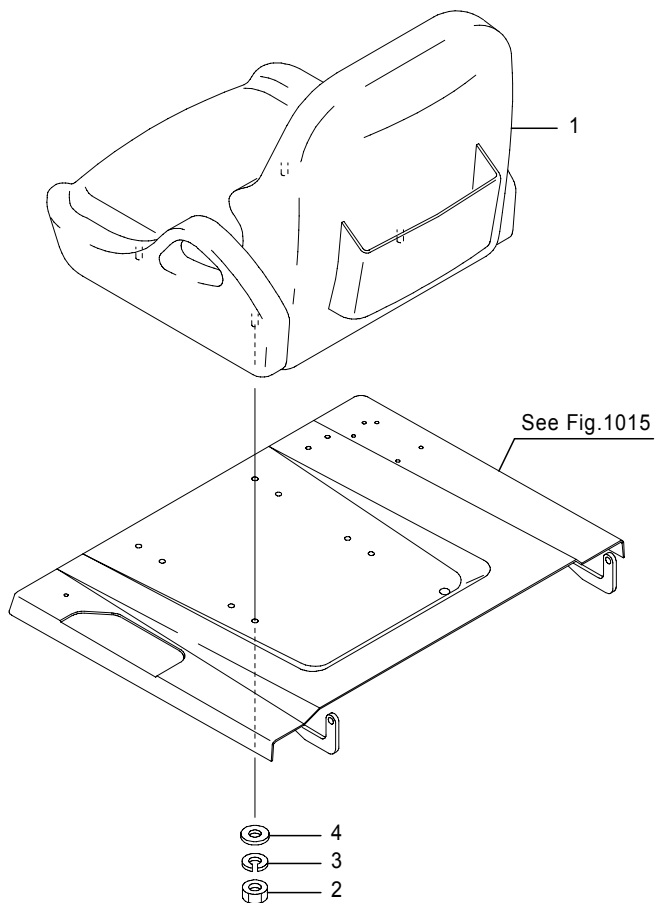
No.	Parts No.	Parts Name	(A)	(B)	(C)	(D)	(E)	(F)	i/a	Remarks
1	50001-22090	Guard, overhead	1	1	1					
1-1	50001-22092	Guard, overhead (A=241AC2291-)(B=241AC2291-)(C=241AC2291-)	1	1	1				↑	
1	50001-22100	Guard, overhead				1				
1-1	50001-22102	Guard, overhead (D=251AC0242-)				1			↑	
2	0022-12030	Bolt	6	6	6	6				
	0024-12030	Bolt (A=241AC6266-)(B=241AC6266-)(C=241AC6266-)(D=251AC0881-)	6	6	6	6				DRP
3	0000-71012	Washer, lock	6	6	6	6				
	0000-50012	Washer, lock (A=241AC6266-)(B=241AC6266-)(C=241AC6266-)(D=251AC0881-)	6	6	6	6				DRP
4	0000-73012	Washer, plain	6	6	6	6				
	0000-52012	Washer, plain (A=241AC6266-)(B=241AC6266-)(C=241AC6266-)(D=251AC0881-)	6	6	6	6				DRP
5	32310-02760	Grip	1	1	1	1				
6	0071-06060	Screw, pan head	2	2	2	2				
7	0000-71006	Washer, lock	2	2	2	2				
8	31030-03430	Nut, cap	2	2	2	2				
9	0000-73006	Washer, plain	2	2	2	2				
10	14104-51590	Cap	4	4	4	4				
12	70000-27690	Bolt, w/washers (A=241AC6266-)(B=241AC6266-)(C=241AC6266-)(D=251AC0881-)	2	2	2	2				CS/FCS/FP/DRP
	0018-08025	Bolt, w/washers	2	2	2	2				
14	70000-27690	Bolt, w/washers (A=241AC6266-)(B=241AC6266-)(C=241AC6266-)(D=251AC0881-)	2	2	2	2				CS/FCS/FP/DRP
	0018-08025	Bolt, w/washers	2	2	2	2				
15	14400-98921	Cover(L1), rear lamp	1	1	1	1				
15-1	50007-70630	Cover(L1), rear lamp (A=241AC7239-)(B=241AC7239-)(C=241AC7239-)(D=251AC1071-)	1	1	1	1			×	
16	14400-98931	Cover(L2), rear lamp	1	1	1	1				
16-1	50007-70640	Cover(L2), rear lamp (A=241AC7239-)(B=241AC7239-)(C=241AC7239-)(D=251AC1071-)	1	1	1	1			×	
17	31010-46260	Screw	2	2	2	2				M4×0.7-L12

Note :

Fig.1060A OVERHEAD GUARD

Fig.1060A OVERHEAD GUARD

(A)=FB20P (D)=FB30P  
 (B)=FB25P (E)=  
 (C)=FB28P (F)=

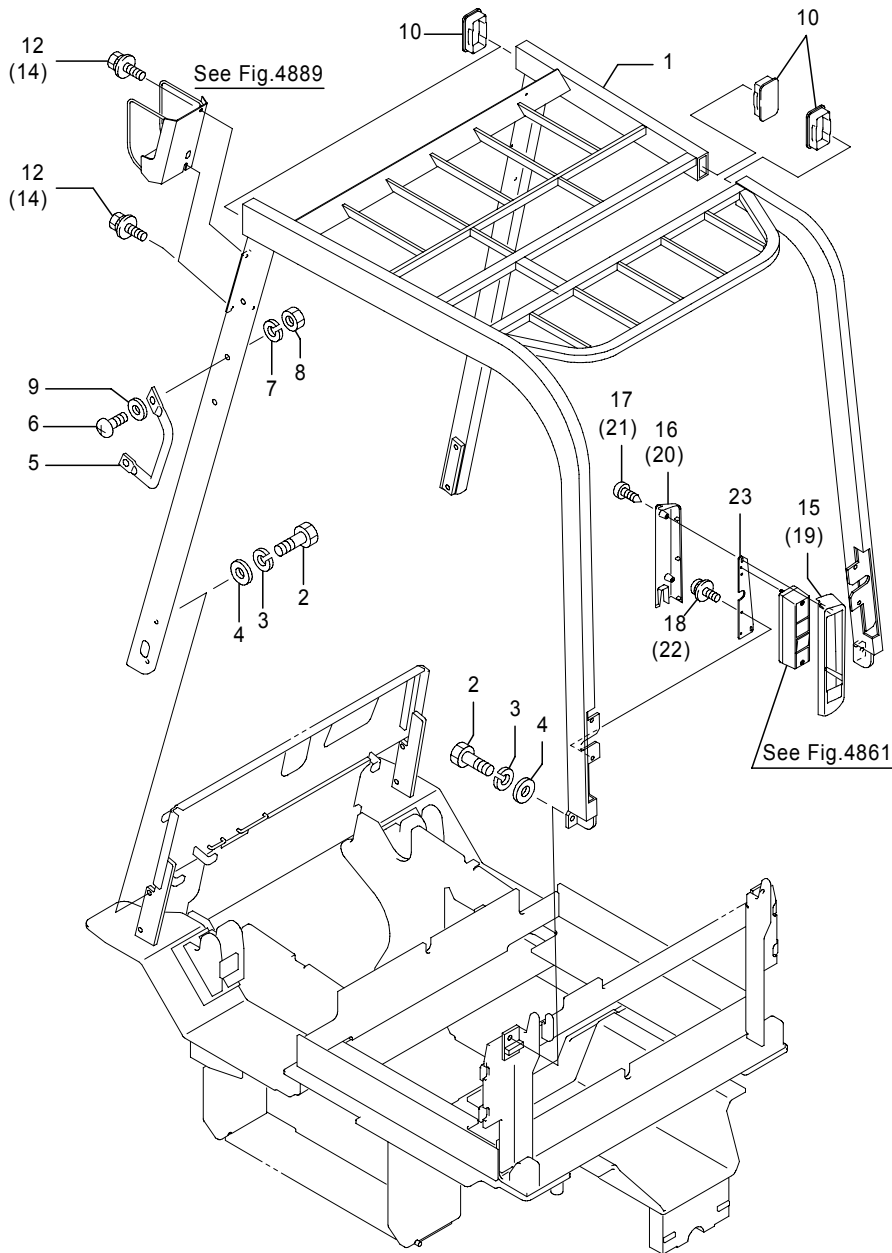


No.	Parts No.	Parts Name	(A)	(B)	(C)	(D)	(E)	(F)	i/a	Remarks
18	0074-05012	Screw, pan head	2	2	2	2				CS/FCS/RP/DRP
		(A=241AC6266-)(B=241AC6266-)(C=241AC6266-)(D=251AC0881-)								
	0077-05012	Screw, w/washers	2	2	2	2				
19	14400-98941	Cover(R1), rear lamp	1	1	1	1				
19-1	50007-70650	Cover(R1), rear lamp	1	1	1	1			×	
		(A=241AC7239-)(B=241AC7239-)(C=241AC7239-)(D=251AC1071-)								
20	14400-98951	Cover(R2), rear lamp	1	1	1	1				
20-1	50007-70660	Cover(R2), rear lamp	1	1	1	1			×	
		(A=241AC7239-)(B=241AC7239-)(C=241AC7239-)(D=251AC1071-)								
21	31010-46260	Screw	2	2	2	2				M4×0.7-L12
22	0074-05012	Screw, pan head	2	2	2	2				CS/FCS/RP/DRP
		(A=241AC6266-)(B=241AC6266-)(C=241AC6266-)(D=251AC0881-)								
	0077-05012	Screw, w/washers	2	2	2	2				
23	50001-22320	Base, rear lamp	2	2	2	2				
24	0000-50005	Washer, lock	2	2	2	2				CS/FCS/RP/DRP
		(A=241AC6266-)(B=241AC6266-)(C=241AC6266-)(D=251AC0881-)								
25	0000-50005	Washer, lock	2	2	2	2				CS/FCS/RP/DRP
		(A=241AC6266-)(B=241AC6266-)(C=241AC6266-)(D=251AC0881-)								

Remarks	Suspension & Reclining	Seat sensor	Logo
*1	×	×	○
*2(Std)	○	×	○
*3	×	○	○
*4	○	○	○
*5	×	×	×
*6	○	×	×
*7	×	○	×
*8	○	○	×

Note :

Fig.1060B OVERHEAD GUARD  
For MHI



462-2708-02  
(462-2708/462-2710)

Fig.1060B OVERHEAD GUARD  
For MHI

(A)=FB20P (D)=FB30P  
(B)=FB25P (E)=  
(C)=FB28P (F)=

No.	Parts No.	Parts Name	(A)	(B)	(C)	(D)	(E)	(F)	i/a	Remarks
1	50001-22092	Guard, overhead	1	1	1					
	50001-22102	Guard, overhead							1	
2	0022-12030	Bolt	6	6	6	6				
3	0000-71012	Washer, lock	6	6	6	6				
4	0000-73012	Washer, plain	6	6	6	6				
5	32310-02760	Grip	1	1	1	1				
6	0071-06060	Screw, pan head	2	2	2	2				
7	0000-71006	Washer, lock	2	2	2	2				
8	31030-03430	Nut, cap	2	2	2	2				
9	0000-73006	Washer, plain	2	2	2	2				
10	50006-18090	Cap	4	4	4	4				
12	0018-08025	Bolt, w/washers	2	2	2	2				
14	0018-08025	Bolt, w/washers	2	2	2	2				
15	50006-18100	Cover(L1), rear lamp	1	1	1	1				
16	50006-18110	Cover(L2), rear lamp	1	1	1	1				
16-1	50007-70720	Cover(L2), rear lamp	1	1	1	1			×	
	(A=241AC7239-)(B=241AC7239-)(C=241AC7239-)(D=251AC1071-)									
17	31010-46260	Screw	2	2	2	2				M4×0.7-L12
18	0077-05012	Screw, w/washers	2	2	2	2				
19	50006-18120	Cover(R1), rear lamp	1	1	1	1				
19-1	50007-70730	Cover(R1), rear lamp	1	1	1	1			×	
	(A=241AC7239-)(B=241AC7239-)(C=241AC7239-)(D=251AC1071-)									
20	50006-18130	Cover(R2), rear lamp	1	1	1	1				
20-1	50007-70740	Cover(R2), rear lamp	1	1	1	1			×	
	(A=241AC7239-)(B=241AC7239-)(C=241AC7239-)(D=251AC1071-)									
21	31010-46260	Screw	2	2	2	2				M4×0.7-L12
22	0077-05012	Screw, w/washers	2	2	2	2				
23	50001-22320	Base, rear lamp	2	2	2	2				

Note :

Fig.10931A NAME PLATE FIT.

[Japanese]

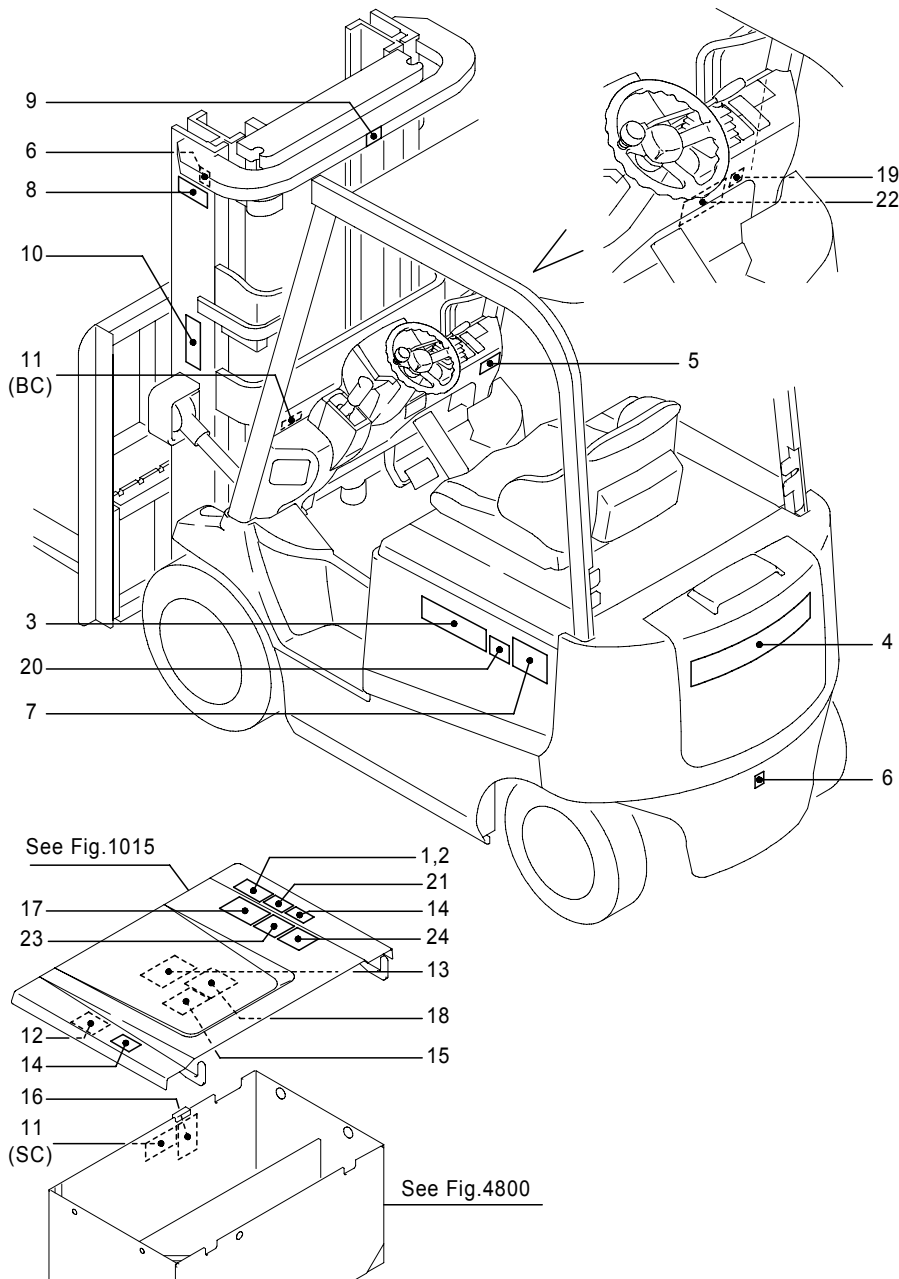


Fig.10931A NAME PLATE FIT.

[Japanese]

(A)=FB20P (D)=FB30P

(B)=FB25P (E)=

(C)=FB28P (F)=

No.	Parts No.	Parts Name	(A)	(B)	(C)	(D)	(E)	(F)	i/a	Remarks
1	24700-14283	Plate, name	1	1	1	1				型式銘板/荷重曲線
2	31010-02050	Screw, FT	4	4	4	4				
3	24700-13121	Plate, name	2	2	2	2				トランサー
	24700-14100	Plate, name	(2)	(2)	(2)	(2)				トランサーマーク,Dark blue letters
4	24700-12550	Plate, name	1	1	1	1				[NICHYU]
4-1	50004-33090	Plate, name	1	1	1	1			×	[ニチユ],White letters (A=241AC3687-)(B=241AC3687-)(C=241AC3687-)(D=251AC0404-)
4	24700-13950	Plate, name	(1)	(1)	(1)	(1)				[NICHYU],Dark blue letters
4-1	50004-34390	Plate, name	(1)	(1)	(1)	(1)			×	[ニチユ],Red letters (A=241AC3687-)(B=241AC3687-)(C=241AC3687-)(D=251AC0404-)
5	24700-13130	Plate, name	1	1	1	1				SICOS AC
6	24700-04610	Label, hook	3	3	3	3				吊フック
6-1	50004-65140	Label, hook	3	3	3	3			↑	吊フック (A=241AC4060-)(B=241AC4060-)(C=241AC4060-)(D=251AC0471-)
7	24700-12752	Plate, name	2							[20]
	24700-14050	Plate, name	(2)							[20],Dark blue letters
	24700-12772	Plate, name	2							[25]
	24700-14070	Plate, name	(2)							[25],Dark blue letters
	24700-12782	Plate, name			2					[28]
	24700-14080	Plate, name			(2)					[28],Dark blue letters
	24700-12792	Plate, name				2				[30]
	24700-14090	Plate, name				(2)				[30],Dark blue letters
8	24700-13110	Plate, name	2	2	2	2				ニチユロ*
8-1	24700-09060	Plate, name	2	2	2	2			×	ニチユロ*,Red letters (A=241AC3687-)(B=241AC3687-)(C=241AC3687-)(D=251AC0404-)
8	24700-13940	Plate, name	(2)	(2)	(2)	(2)				ニチユロ*,White letters
8-1	50004-37510	Plate, name	(2)	(2)	(2)	(2)			×	ニチユロ*,White letters (A=241AC3687-)(B=241AC3687-)(C=241AC3687-)(D=251AC0404-)
9	24700-02510	Plate, warning	1	1	1	1				マストビーム手挟ミ 警告
9-1	50004-65060	Plate, warning	1	1	1	1			↑	マストビーム手挟ミ 警告 (A=241AC4060-)(B=241AC4060-)(C=241AC4060-)(D=251AC0471-)
10	24700-02500	Plate, warning	2	2	2	2				立入禁止
10-1	50004-65050	Plate, warning	2	2	2	2			↑	立入禁止 (A=241AC4060-)(B=241AC4060-)(C=241AC4060-)(D=251AC0471-)

Note :

Fig.10931A NAME PLATE FIT.

[Japanese]

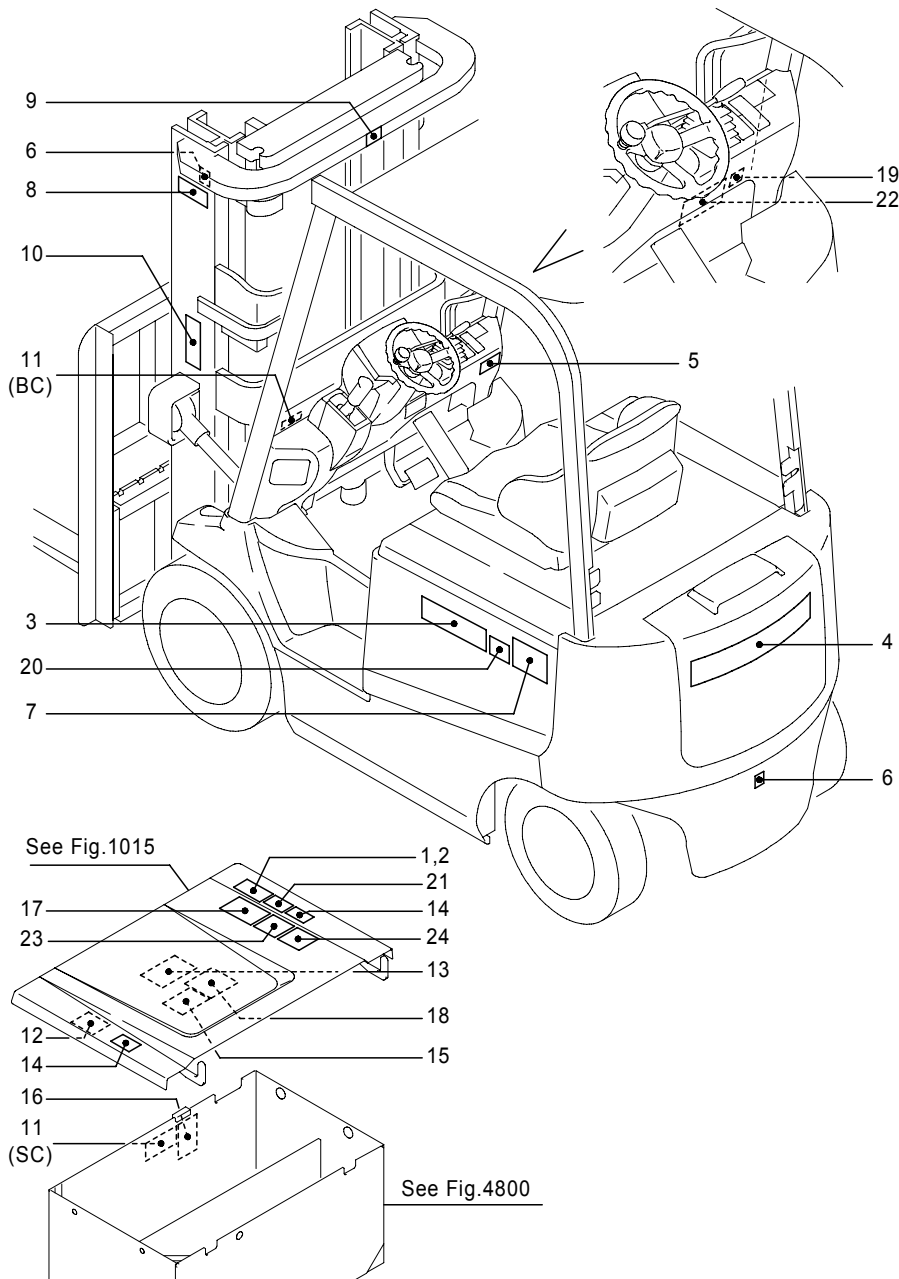


Fig.10931A NAME PLATE FIT.

[Japanese]

(A)=FB20P (D)=FB30P

(B)=FB25P (E)=

(C)=FB28P (F)=

No.	Parts No.	Parts Name	(A)	(B)	(C)	(D)	(E)	(F)	i/a	Remarks
11-1	50004-65090	Plate, caution (A=241AC4060-)(B=241AC4060-)(C=241AC4060-)(D=251AC0471-)	1	1	1	1			↓	充電注意
11-2	50008-25530	Plate, caution (A=241AC7923-)(B=241AC7923-)(C=241AC7923-)(D=251AC1156-)	1	1	1	1			↑	充電注意
12	24700-01780	Plate, caution	1	1	1	1				ガスフリング取扱
12-1	50004-65110	Plate, caution (A=241AC4060-)(B=241AC4060-)(C=241AC4060-)(D=251AC0471-)	1	1	1	1			↓	ガスフリング取扱
13	38540-00510	Label, caution	1	1	1	1				バッテリー取扱
14	24700-11500	Plate, caution	2	2	2	2				バッテリーカバー 手挟み注意
14-1	50004-65100	Plate, caution (A=241AC4060-)(B=241AC4060-)(C=241AC4060-)(D=251AC0471-)	2	2	2	2			↓	バッテリーカバー 手挟み注意
15	24700-02550	Plate, caution	1	1	1	1				バッテリー抜止ピン
15-1	50004-65120	Plate, caution (A=241AC4060-)(B=241AC4060-)(C=241AC4060-)(D=251AC0471-)	1	1	1	1			↓	バッテリー抜止ピン
16	24700-02560	Plate, caution	1	1	1	1				感電注意
16-1	50004-65130	Plate, caution (A=241AC4060-)(B=241AC4060-)(C=241AC4060-)(D=251AC0471-)	1	1	1	1			↓	感電注意
17	24700-02520	Plate, caution	1	1	1	1				取扱注意
17-1	50004-65080	Plate, caution (A=241AC4060-)(B=241AC4060-)(C=241AC4060-)(D=251AC0471-)	1	1	1	1			↓	取扱注意
18	24700-13490	Plate, lubrication	1	1	1	1				給油
19	24700-07980	Label, certificate (A=241AC3686)(B=241AC3686)(C=241AC3686)(D=251AC0403)	1	1	1	1				合格証
20	24700-13190	Plate, name	2	2						V1マーク,U
	24700-14110	Plate, name	(2)	(2)						V1マーク,U,Dark blue letters
	24700-13190	Plate, name	2	2						V1マーク,U
	24700-14110	Plate, name	(2)	(2)						V1マーク,U,Dark blue letters
21	24700-10480	Plate, caution (A=241AC6265)(B=241AC6265)(C=241AC6265)(D=251AC0880)	1	1	1	1				レーザ
22	24700-10460	Plate, caution (A=241AC6265)(B=241AC6265)(C=241AC6265)(D=251AC0880)	1	1	1	1				イキメクン注意
23	50005-27551	Plate, caution (A=241AC6266-)(B=241AC6266-)(C=241AC6266-)(D=251AC0881-)	1	1	1	1				走行/荷役動作の規制
24	50000-54780	Plate, name	1	1	1	1				A.O.S

Note :

Fig.10931B NAME PLATE FIT.

[English]

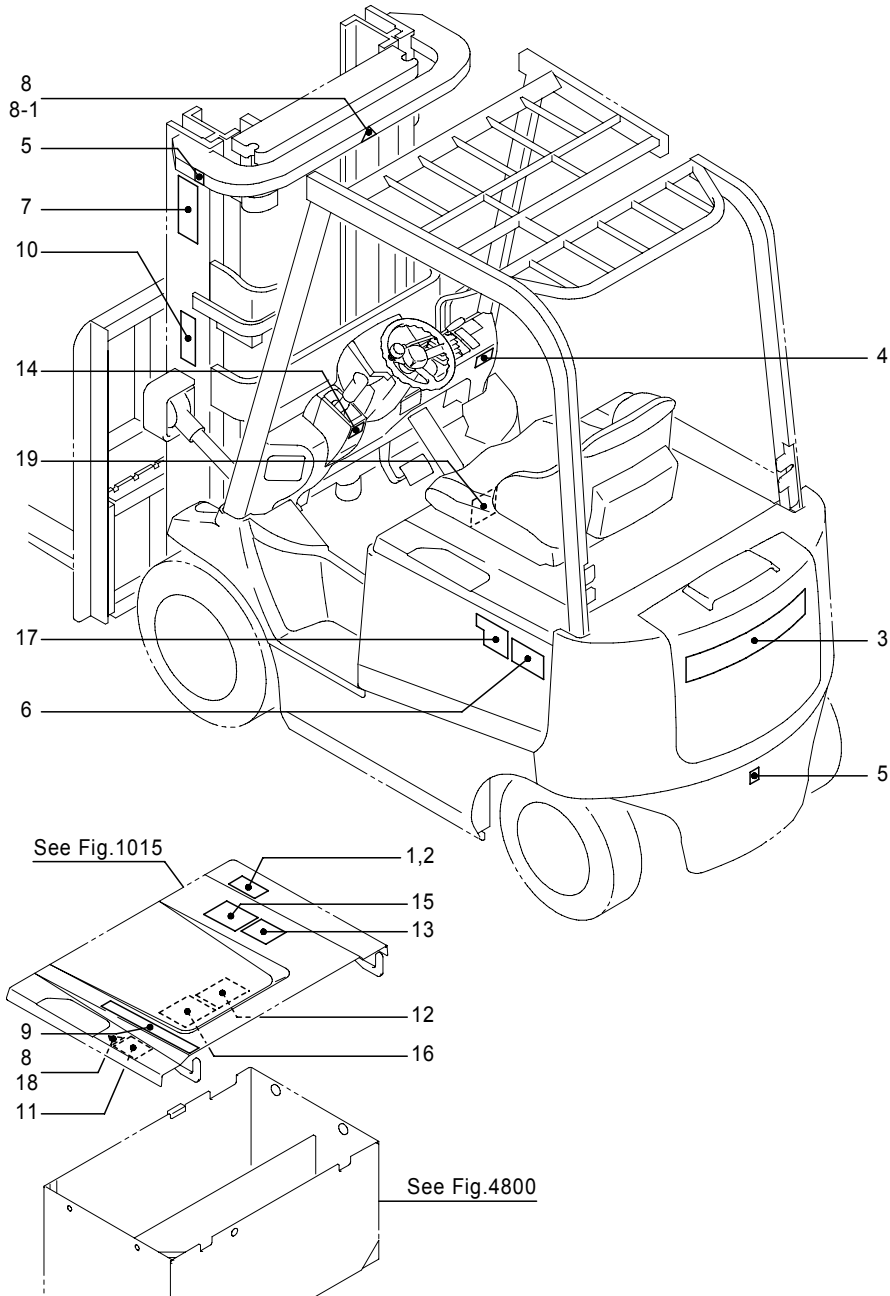


Fig.10931B NAME PLATE FIT.

[English]

(A)=FB20P (D)=FB30P

(B)=FB25P (E)=

(C)=FB28P (F)=

No.	Parts No.	Parts Name	(A)	(B)	(C)	(D)	(E)	(F)	i/a	Remarks
1	50001-60560	Plate, name	1	1	1	1				Model/Load chart
1-1	50006-95900 (A=241AC6308-)(B=241AC6308-)(C=241AC6308-)(D=251AC0887-)	Plate, name	1	1	1	1			↑	Model/Load chart
1-2	50006-95901 (A=241AC7210-)(B=241AC7210-)(C=241AC7210-)(D=251AC1067-)	Plate, name	1	1	1	1			↑	Model/Load chart
2	31010-02050	Screw, FT	4	4	4	4				
3	24700-12550	Plate, name	1	1	1	1				[NICHYU], Std painting
3-1	50006-94830 (A=241AC6308-)(B=241AC6308-)(C=241AC6308-)(D=251AC0887-)	Plate, name	1	1	1	1			↑	[NICHYU], Std painting, L=500
3	24700-13950 (A=241AC3121-)(B=241AC3121-)(C=241AC3121-)(D=251AC0322-)	Plate, name	1	1	1	1				[NICHYU], Opt painting
3-1	50006-94840 (A=241AC6308-)(B=241AC6308-)(C=241AC6308-)(D=251AC0887-)	Plate, name	1	1	1	1			↑	[NICHYU], Opt painting, L=500
4	24700-13130	Plate, name	1	1	1	1				SICOS AC
5	24700-04610	Label, hook	3	3	3	3				Hook position
5-1	50004-65190 (A=241AC4060-)(B=241AC4060-)(C=241AC4060-)(D=251AC0471-)	Label, hook	3	3	3	3			↑	Hook position
6	24700-12752	Plate, name	2							[20],White letters
	24700-15410 (A=241AC3121-)	Plate, name	2							[20],Dark bule letters
	24700-12772	Plate, name	2							[25],White letters
	24700-15420 (B=241AC3121-)	Plate, name	2							[25],Dark bule letters
	24700-12782	Plate, name				2				[28],White letters
	24700-15430 (C=241AC3121-)	Plate, name				2				[28],Dark bule letters
	24700-12792	Plate, name				2				[30],White letters
	24700-15440 (D=251AC0322-)	Plate, name				2				[30],Dark bule letters
7	24700-11240	Plate, name	2	2	2	2				[NICHYU]
7-1	50006-94810 (A=241AC6266-)(B=241AC6266-)(C=241AC6266-)(D=251AC0881-)	Plate, name	2	2	2	2			↑	[NICHYU],White letters,L=360
	50006-94820 (A=241AC6266-)(B=241AC6266-)(C=241AC6266-)(D=251AC0881-)	Plate, name	2	2	2	2			↑	[NICHYU],Red letters,L=360

Note :

Fig.10931B NAME PLATE FIT.

[English]

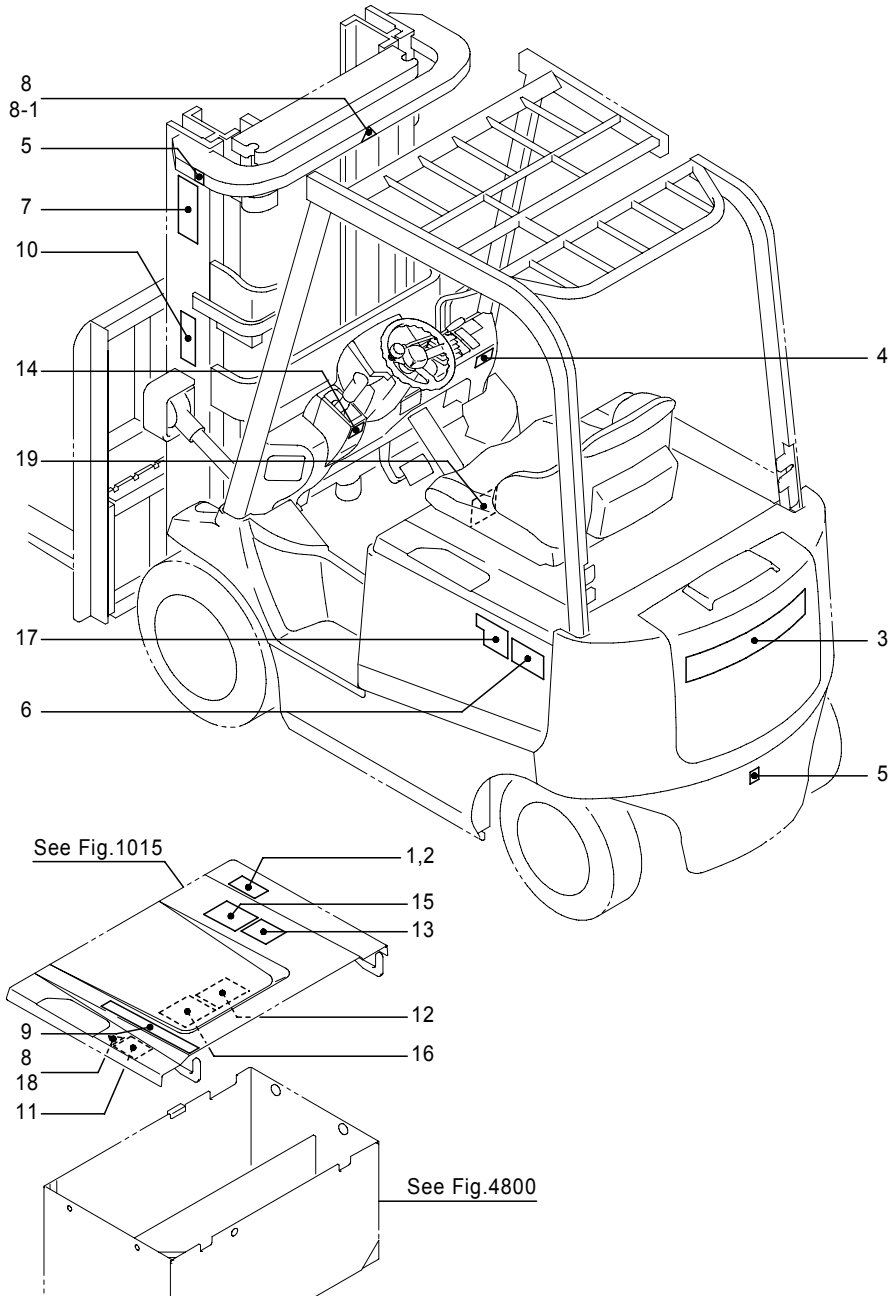


Fig.10931B NAME PLATE FIT.

[English]

(A)=FB20P (D)=FB30P

(B)=FB25P (E)=

(C)=FB28P (F)=

No.	Parts No.	Parts Name	(A)	(B)	(C)	(D)	(E)	(F)	i/a	Remarks
7-1	50006-94830	Plate, name (A=241AC6266-)(B=241AC6266-)(C=241AC6266-)(D=251AC0881-)	2	2	2	2			↑	[NICHYU],White, w/middle beam, L=500
	50006-94840	Plate, name (A=241AC6266-)(B=241AC6266-)(C=241AC6266-)(D=251AC0881-)	2	2	2	2			↑	[NICHYU],Red, w/middle beam, L=500
8	0902-69774	Plate, warning	2	2	2	2				Shearing point
8-1	50004-65060	Plate, warning (A=241AC4060-)(B=241AC4060-)(C=241AC4060-)(D=251AC0471-)	1	1	1	1			↓	Shearing point
9	24700-04830	Plate, warning	1	1	1	1				In case of tipover
10	0902-69814	Plate, caution	2	2	2	2				No person on/under forks
10-1	50004-65050	Plate, caution (A=241AC4060-)(B=241AC4060-)(C=241AC4060-)(D=251AC0471-)	2	2	2	2			↑	No person on/under forks
11	24700-01780	Plate, caution	1	1	1	1				Battery cover lock
11-1	50004-65180	Plate, caution (A=241AC4060-)(B=241AC4060-)(C=241AC4060-)(D=251AC0471-)	1	1	1	1			↓	Battery cover lock
12	38540-00520	Label, caution	1	1	1	1				w/battery,G6E
	38540-00630	Label, caution (A=241AC3121-)(B=241AC3121-)(C=241AC3121-)(D=251AC0322-)	(1)	(1)	(1)	(1)				w/battery,SHINKOBE
13	0902-69794	Plate, caution (A=-241AC4059)(B=-241AC4059)(C=-241AC4059)(D=-251AC0470)	1	1	1	1				No riding
14	24700-01850	Plate, caution	1	1	1	1				Parking brake
14-1	50004-65170	Plate, caution (A=241AC4060-)(B=241AC4060-)(C=241AC4060-)(D=251AC0471-)	1	1	1	1			↓	Parking brake
15	0902-68384	Plate, caution	1	1	1	1				Safety operation
15-1	50004-65160	Plate, caution (A=241AC4060-)(B=241AC4060-)(C=241AC4060-)(D=251AC0471-)	1	1	1	1			↓	Safety operation
16	24700-13490	Plate, lubrication	1	1	1	1				
17	50003-27520	Plate, name (A=241AC3121-)(B=241AC3121-)(C=241AC3121-)(D=251AC0322-)	2	2	2	2				SICOS AC
	50003-27530	Plate, name (A=241AC3121-)(B=241AC3121-)(C=241AC3121-)(D=251AC0322-)	(2)	(2)	(2)	(2)				SICOS AC,Opt painting
18	50004-65220	Plate, caution (A=241AC4060-)(B=241AC4060-)(C=241AC4060-)(D=251AC0471-)	1	1	1	1				Caution for fingers
19	50008-34910	Plate, caution (A=241AC8134-)(B=241AC8134-)(C=241AC8134-)(D=251AC1186-)	1	1	1	1				Caution for fingers

Note :

Fig.10931C NAME PLATE FIT.  
[English-EEC]

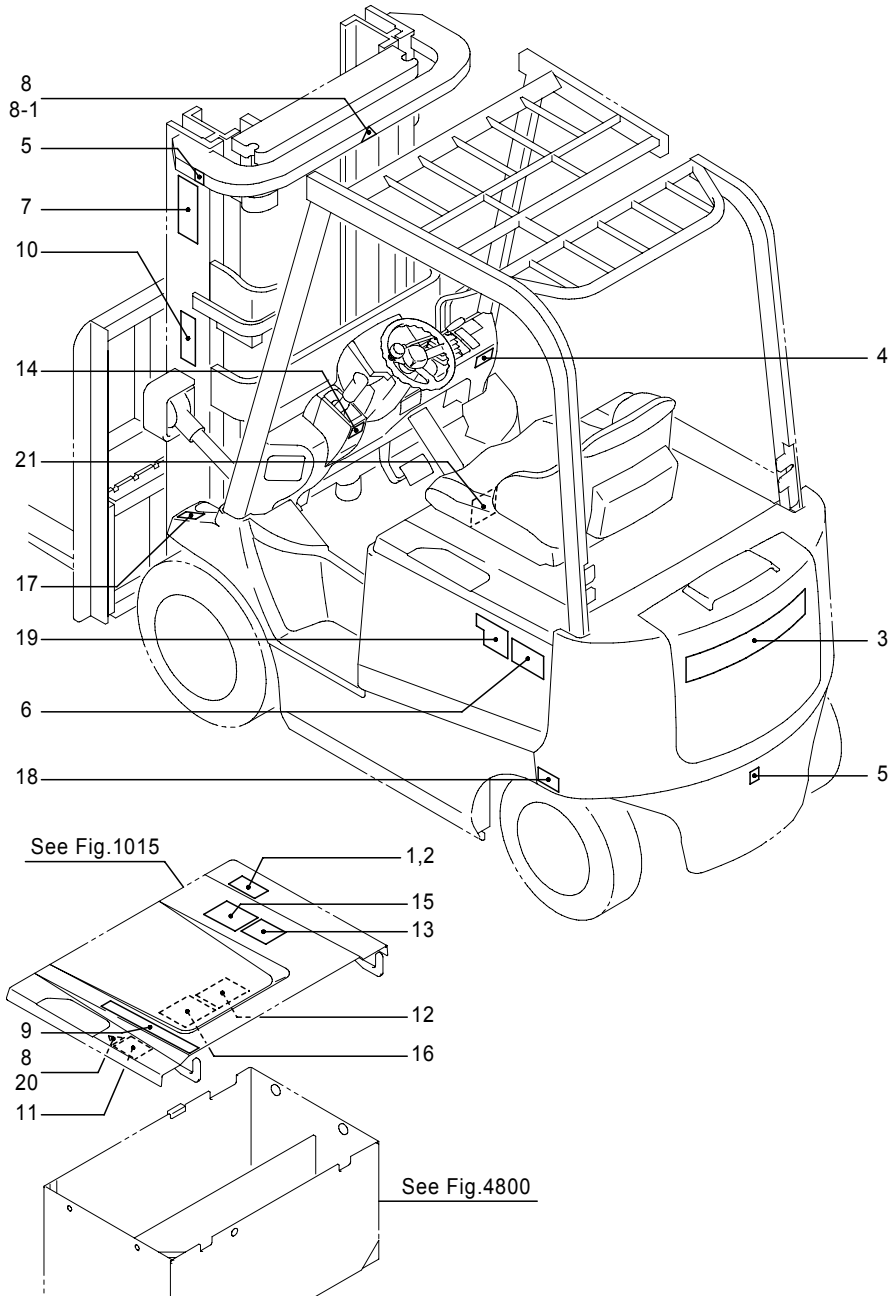


Fig.10931C NAME PLATE FIT.  
[English-EEC]

(A)=FB20P (D)=FB30P  
(B)=FB25P (E)=  
(C)=FB28P (F)=

No.	Parts No.	Parts Name	(A)	(B)	(C)	(D)	(E)	(F)	i/a	Remarks
1	50001-32831	Plate, name	1	1	1	1				Model/Load chart
1-1	50006-91510 (A=241AC****-)(B=241AC****-)(C=241AC****-)(D=251AC****-)	Plate, name	1	1	1	1				Model/Load chart
1-2	50006-91511 (A=241AC7210-)(B=241AC7210-)(C=241AC7210-)(D=251AC1067-)	Plate, name	1	1	1	1			↑	Model/Load chart
2	31010-02050	Screw, FT	4	4	4	4				
3	24700-12550	Plate, name	1	1	1	1				[NICHYU], Std painting
3-1	50006-94830 (A=241AC6308-)(B=241AC6308-)(C=241AC6308-)(D=251AC0887-)	Plate, name	1	1	1	1			↑	[NICHYU], Std painting, L=500
3	24700-13950 (A=241AC3121-)(B=241AC3121-)(C=241AC3121-)(D=251AC0322-)	Plate, name	1	1	1	1				[NICHYU], Opt painting
3-1	50006-94840 (A=241AC6308-)(B=241AC6308-)(C=241AC6308-)(D=251AC0887-)	Plate, name	1	1	1	1			↑	[NICHYU], Opt painting, L=500
4	24700-13130	Plate, name	1	1	1	1				SICOS AC
5	24700-04610	Label, hook	3	3	3	3				Hook position
5-1	50004-65190 (A=241AC4060-)(B=241AC4060-)(C=241AC4060-)(D=251AC0471-)	Label, hook	3	3	3	3			↑	Hook position
6	24700-12752	Plate, name	2							[20], White letters
	24700-15410 (A=241AC3121-)	Plate, name	2							[20], Dark blue letters
	24700-12772	Plate, name	2							[25], White letters
	24700-15420 (B=241AC3121-)	Plate, name	2							[25], Dark blue letters
	24700-12782	Plate, name				2				[28], White letters
	24700-15430 (C=241AC3121-)	Plate, name				2				[28], Dark blue letters
	24700-12792	Plate, name				2				[30], White letters
	24700-15440 (D=251AC0322-)	Plate, name				2				[30], Dark blue letters
7	24700-11240	Plate, name	2	2	2	2				[NICHYU]
7-1	50006-94810 (A=241AC6266-)(B=241AC6266-)(C=241AC6266-)(D=251AC0881-)	Plate, name	2	2	2	2			↑	[NICHYU], White letters, L=360
	50006-94820 (A=241AC6266-)(B=241AC6266-)(C=241AC6266-)(D=251AC0881-)	Plate, name	2	2	2	2			↑	[NICHYU], Red letters, L=360

Note :



Fig.10931C NAME PLATE FIT.  
[English-EEC]

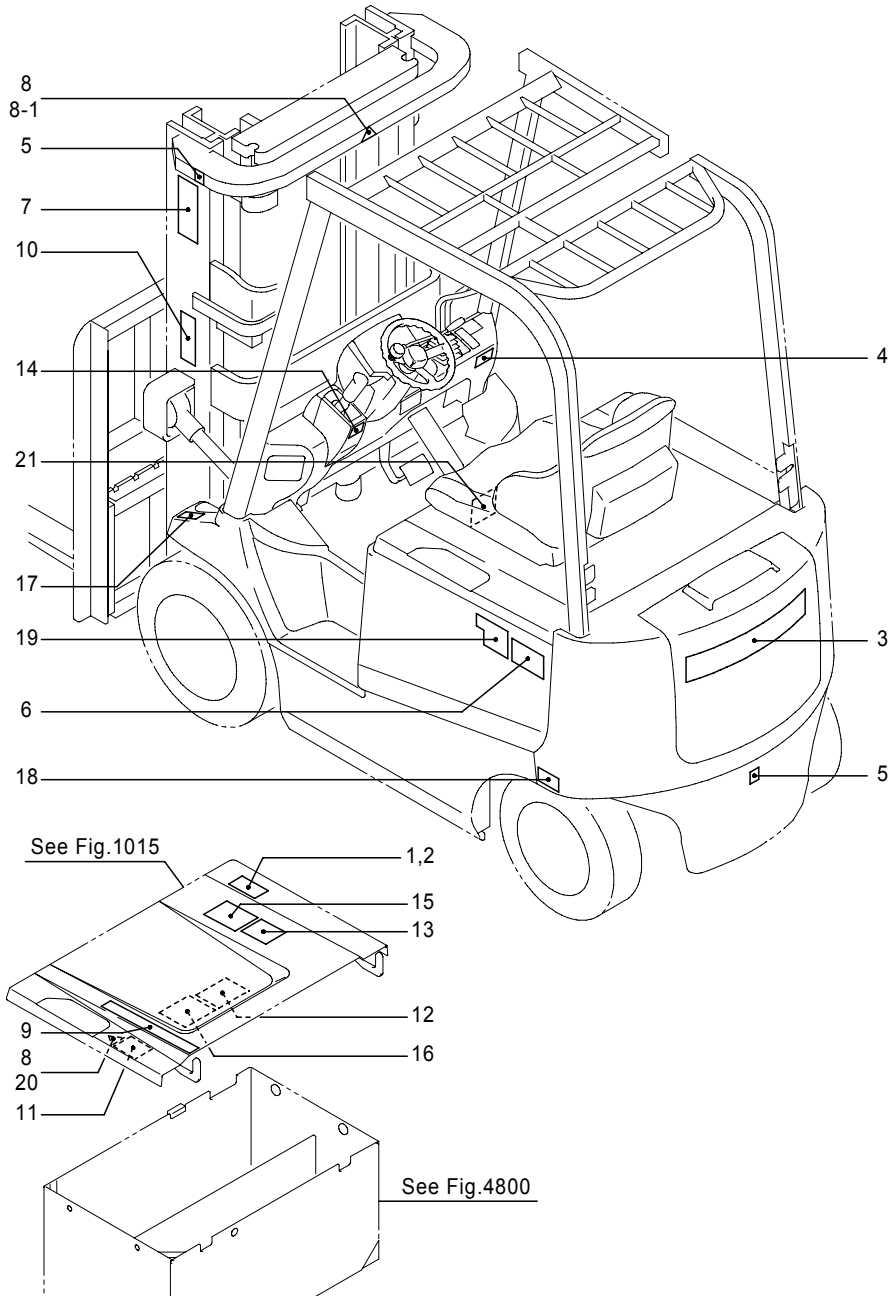


Fig.10931C NAME PLATE FIT.  
[English-EEC]

(A)=FB20P (D)=FB30P  
(B)=FB25P (E)=  
(C)=FB28P (F)=

No.	Parts No.	Parts Name	(A)	(B)	(C)	(D)	(E)	(F)	i/a	Remarks
7-1	50006-94830	Plate, name (A=241AC6266-)(B=241AC6266-)(C=241AC6266-)(D=251AC0881-)	2	2	2	2			↑	[NICHYU],White, w/middle beam, L=500
	50006-94840	Plate, name (A=241AC6266-)(B=241AC6266-)(C=241AC6266-)(D=251AC0881-)	2	2	2	2			↑	[NICHYU],Red, w/middle beam, L=500
8	0902-69774	Plate, warning	2	2	2	2				Shearing point
8-1	50004-65060	Plate, warning (A=241AC4060-)(B=241AC4060-)(C=241AC4060-)(D=251AC0471-)	1	1	1	1			↓	Shearing point
9	24700-04830	Plate, warning	1	1	1	1				In case of tipover
10	0902-69814	Plate, caution	2	2	2	2				No person on/under forks
10-1	50004-65050	Plate, caution (A=241AC4060-)(B=241AC4060-)(C=241AC4060-)(D=251AC0471-)	2	2	2	2			↑	No person on/under forks
11	24700-01780	Plate, caution	1	1	1	1				Battery cover lock
11-1	50004-65180	Plate, caution (A=241AC4060-)(B=241AC4060-)(C=241AC4060-)(D=251AC0471-)	1	1	1	1			↓	Battery cover lock
12	38540-00630	Label, caution (A=241AC3121-)(B=241AC3121-)(C=241AC3121-)(D=251AC0322-)	(1)	(1)	(1)	(1)				w/battery,SHINKOBE
	38540-00520	Label, caution	1	1	1	1				w/battery,G6E
13	0902-69794	Plate, caution (A=-241AC4059)(B=-241AC4059)(C=-241AC4059)(D=-251AC0470)	1	1	1	1				No riding
14	24700-01850	Plate, caution	1	1	1	1				Parking brake
14-1	50004-65170	Plate, caution (A=241AC4060-)(B=241AC4060-)(C=241AC4060-)(D=251AC0471-)	1	1	1	1			↓	Parking brake
15	0902-68384	Plate, caution	1	1	1	1				Safety operation
15-1	50004-65160	Plate, caution (A=241AC4060-)(B=241AC4060-)(C=241AC4060-)(D=251AC0471-)	1	1	1	1			↓	Safety operation
16	24700-13490	Plate, lubrication	1	1	1	1				
17	0902-69964	Label, tire	1	1	1					8.8bar,Front wheel
	0902-69944	Label, tire				1				6.9bar,Front wheel
18	0902-69964	Label, tire	1	1	1					8.8bar,Steering wheel
	0902-69914	Label, tire				1				6.9bar,Steering wheel
19	50003-27520	Plate, name (A=241AC3121-)(B=241AC3121-)(C=241AC3121-)(D=251AC0322-)	2	2	2	2				SICOS AC
	50003-27530	Plate, name (A=241AC3121-)(B=241AC3121-)(C=241AC3121-)(D=251AC0322-)	(2)	(2)	(2)	(2)				SICOS AC,Opt painting

Note :

Fig.10931C NAME PLATE FIT.  
[English-EEC]

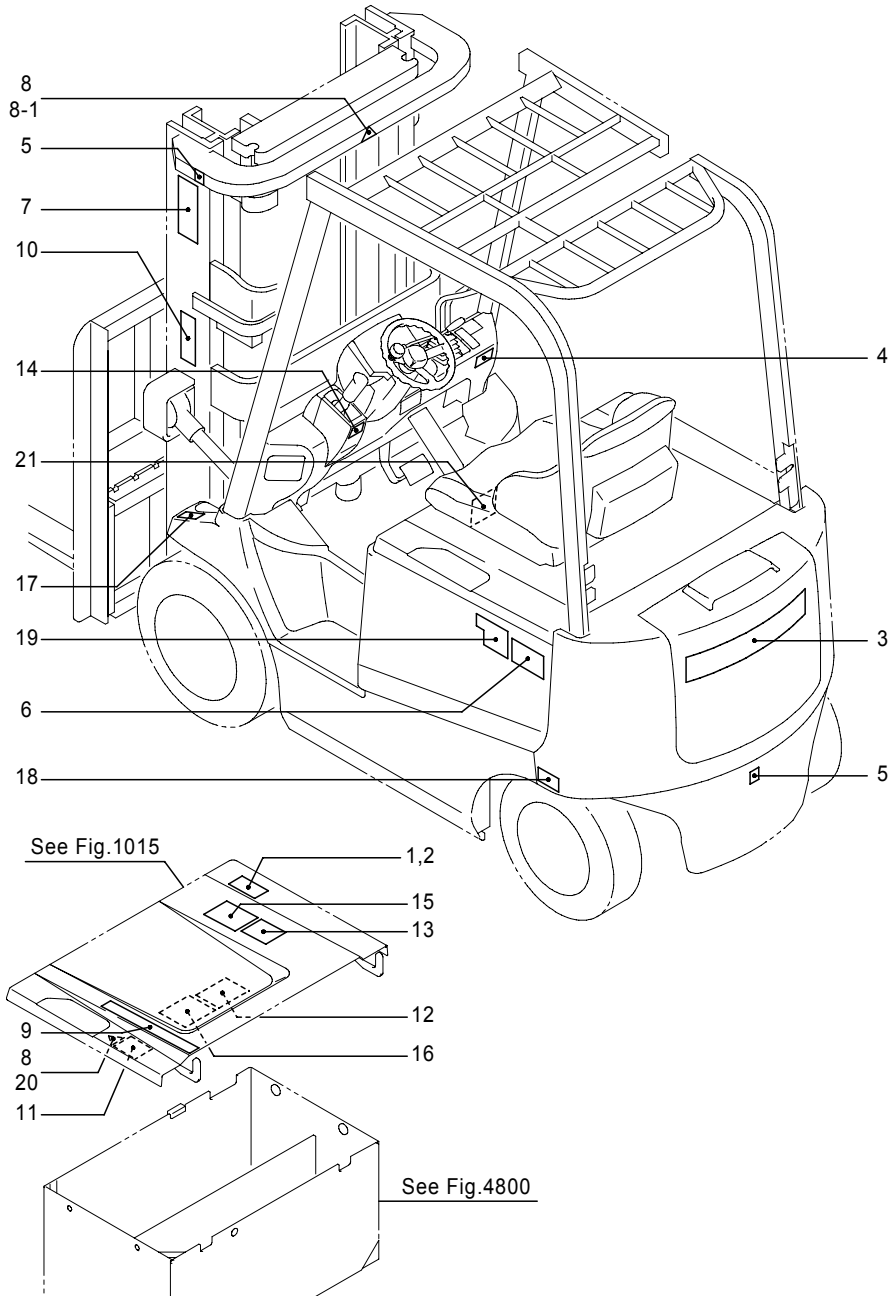


Fig.10931C NAME PLATE FIT.  
[English-EEC]

(A)=FB20P (D)=FB30P  
(B)=FB25P (E)=  
(C)=FB28P (F)=

No.	Parts No.	Parts Name	(A)	(B)	(C)	(D)	(E)	(F)	i/a	Remarks
20	50004-65220	Plate, caution (A=241AC4060-)(B=241AC4060-)(C=241AC4060-)(D=251AC0471-)	1	1	1	1				Caution for fingers
21	50008-34910	Plate, caution (A=241AC8134-)(B=241AC8134-)(C=241AC8134-)(D=251AC1186-)	1	1	1	1				Caution for fingers

Note :

Fig.10931D NAME PLATE FIT.  
[MHI/Japanese]

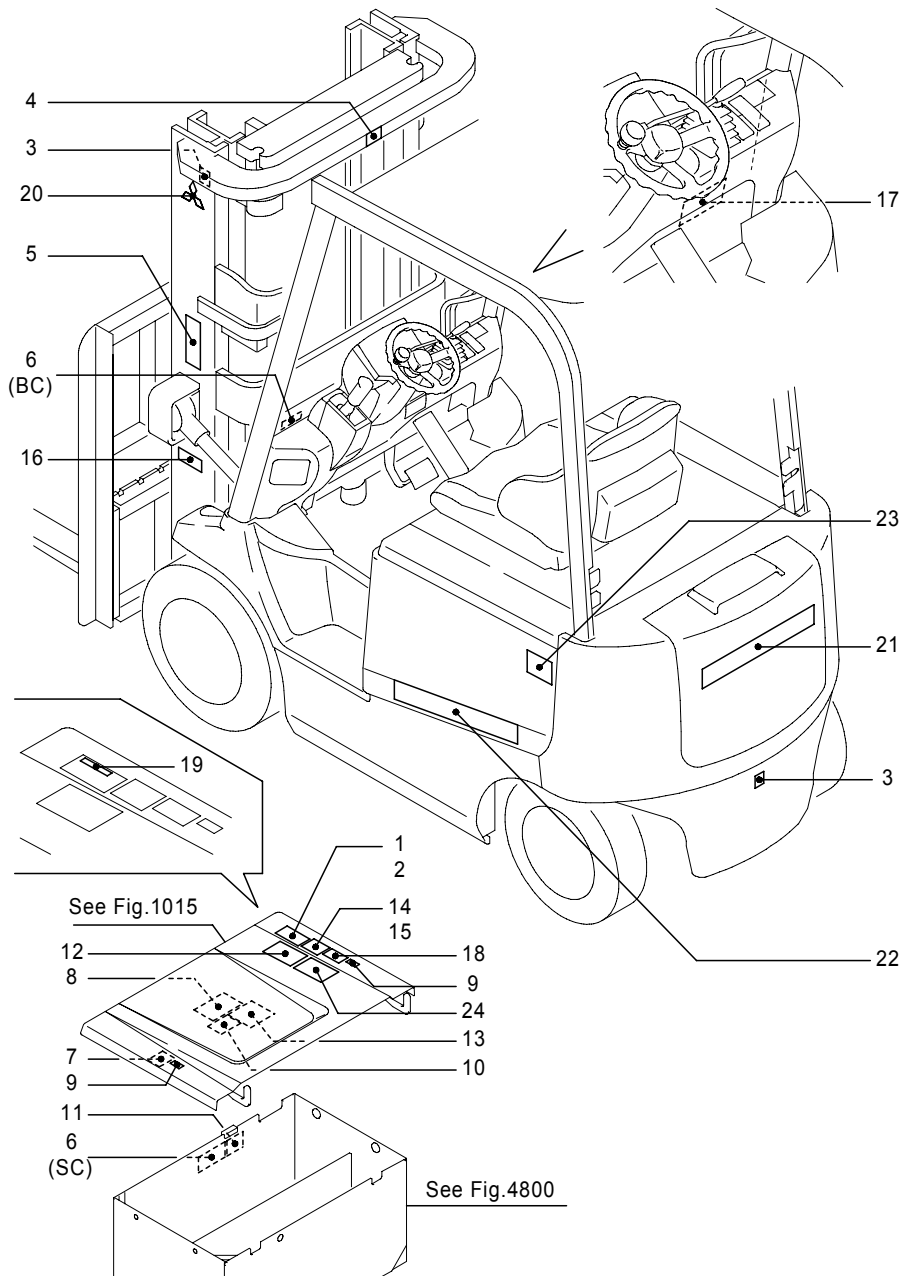


Fig.10931D NAME PLATE FIT.  
[MHI/Japanese]

(A)=FB20P (D)=FB30P  
(B)=FB25P (E)=  
(C)=FB28P (F)=

No.	Parts No.	Parts Name	(A)	(B)	(C)	(D)	(E)	(F)	i/a	Remarks
1	50006-42691	Plate, name	1	1	1	1				型式銘板
2	31010-02050	Screw, FT	4	4	4	4				
3	50004-65140	Label, hook	3	3	3	3				吊フック
4	50004-65060	Plate, warning	1	1	1	1				マストビーム手挟ミ 警告
5	50004-65050	Plate, warning	2	2	2	2				立入禁止
6	50004-65090	Plate, caution	1	1	1	1				充電注意
6-1	50008-25530	Plate, caution	1	1	1	1			↑	充電注意
(A=241AC8013-)(B=241AC8013-)(C=241AC8013-)(D=251AC1172-)										
7	50004-65110	Plate, caution	1	1	1	1				ガスプリング取扱
8	38540-00510	Label, caution	1	1	1	1				バッテリー取扱
9	50004-65100	Plate, caution	2	2	2	2				バッテリーカバー 手挟ミ注意
10	50004-65120	Plate, caution	1	1	1	1				バッテリー抜止ピン
11	50004-65130	Plate, caution	1	1	1	1				感電注意
12	50004-65080	Plate, caution	1	1	1	1				取扱注意
13	24700-13490	Plate, lubrication	1	1	1	1				給油
14	50006-44560	Chart	1	1	1	1				チャート
15	31010-02050	Screw, FT	4	4	4	4				
16	52002-27670	Plate, name	1	1	1	1				
17	24700-10460	Plate, caution	1	1	1	1				イキメクン注意,w/laser pointer
18	24700-10480	Plate, caution	1	1	1	1				レーザ,w/laser pointer
19	70001-49490	Label, name (JPN)	1	1	1	1				銘板に貼付け
20	70001-49500	Label, Mitsubishi	2	2	2	2				マスト側面
21	70001-49510	Label, Mitsubishi(43)	1	1	1	1				ウエイト
22	70001-49520	Label, Mitsubishi(W)	2	2	2	2				車体側面
23	70001-49590	Label, MIT	2							G2.0T
	70001-49600	Label, MIT		2						G2.5T
24	50000-54780	Plate, name	1	1	1	1				A.O.S

Note :

Fig.10932A NAME PLATE

[Japanese]

1, 2

3



4

5

6

7

8

8-1




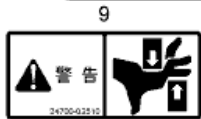
4-1



10

14

17



9-1



14-1




16




19



21



11



12



15



11-2



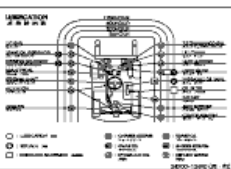
12-1



15-1



18



13



22



23



Fig.10932A NAME PLATE

[Japanese]

(A)=FB20P (D)=FB30P

(B)=FB25P (E)=

(C)=FB28P (F)=

No.	Parts No.	Parts Name	(A)	(B)	(C)	(D)	(E)	(F)	i/a	Remarks
1	24700-14283	Plate, name	1	1	1	1				型式銘板/荷重曲線
2	31010-02050	Screw, FT	4	4	4	4				
3	24700-13121	Plate, name	2	2	2	2				トランサー
	24700-14100	Plate, name	(2)	(2)	(2)	(2)				トランサーマーク, Dark blue letters
4	24700-12550	Plate, name	1	1	1	1				[NICHYU]
4-1	50004-33090	Plate, name	1	1	1	1			×	[ニチユ], White letters (A=241AC3687-)(B=241AC3687-)(C=241AC3687-)(D=251AC0404-)
4	24700-13950	Plate, name	(1)	(1)	(1)	(1)				[NICHYU], Dark blue letters
4-1	50004-34390	Plate, name	(1)	(1)	(1)	(1)			×	[ニチユ], Red letters (A=241AC3687-)(B=241AC3687-)(C=241AC3687-)(D=251AC0404-)
5	24700-13130	Plate, name	1	1	1	1				SICOS AC
6	24700-04610	Label, hook	3	3	3	3				吊フック
6-1	50004-65140	Label, hook	3	3	3	3			↑	吊フック (A=241AC4060-)(B=241AC4060-)(C=241AC4060-)(D=251AC0471-)
7	24700-12752	Plate, name	2							[20]
	24700-14050	Plate, name	(2)							[20], Dark blue letters
	24700-12772	Plate, name	2							[25]
	24700-14070	Plate, name	(2)							[25], Dark blue letters
	24700-12782	Plate, name	2							[28]
	24700-14080	Plate, name	(2)							[28], Dark blue letters
	24700-12792	Plate, name				2				[30]
	24700-14090	Plate, name				(2)				[30], Dark blue letters
8	24700-13110	Plate, name	2	2	2	2				ニチユロ*
8-1	24700-09060	Plate, name	2	2	2	2			×	ニチユロ*, Red letters (A=241AC3687-)(B=241AC3687-)(C=241AC3687-)(D=251AC0404-)
8	24700-13940	Plate, name	(2)	(2)	(2)	(2)				ニチユロ*, White letters
8-1	50004-37510	Plate, name	(2)	(2)	(2)	(2)			×	ニチユロ*, White letters (A=241AC3687-)(B=241AC3687-)(C=241AC3687-)(D=251AC0404-)
9	24700-02510	Plate, warning	1	1	1	1				マストビーム手挟み 警告
9-1	50004-65060	Plate, warning	1	1	1	1			↑	マストビーム手挟み 警告 (A=241AC4060-)(B=241AC4060-)(C=241AC4060-)(D=251AC0471-)
10	24700-02500	Plate, warning	2	2	2	2				立入禁止
10-1	50004-65050	Plate, warning	2	2	2	2			↑	立入禁止 (A=241AC4060-)(B=241AC4060-)(C=241AC4060-)(D=251AC0471-)

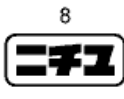
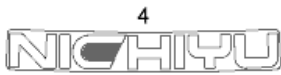
Note :

Fig.10932A NAME PLATE

[Japanese]

1, 2

3



4-1




10



14



17



9



9-1



16



19



11



11-2



12



12-1



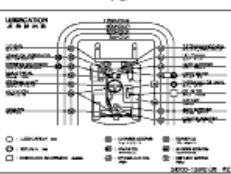
15



15-1



18



22



23




Fig.10932A NAME PLATE

[Japanese]

(A)=FB20P (D)=FB30P

(B)=FB25P (E)=

(C)=FB28P (F)=

No.	Parts No.	Parts Name	(A)	(B)	(C)	(D)	(E)	(F)	i/a	Remarks
11-1	50004-65090	Plate, caution (A=241AC4060-)(B=241AC4060-)(C=241AC4060-)(D=251AC0471-)	1	1	1	1			⌄	充電注意
11-2	50008-25530	Plate, caution (A=241AC7923-)(B=241AC7923-)(C=241AC7923-)(D=251AC1156-)	1	1	1	1			⌄	充電注意
12	24700-01780	Plate, caution	1	1	1	1				ガスフリング取扱
12-1	50004-65110	Plate, caution (A=241AC4060-)(B=241AC4060-)(C=241AC4060-)(D=251AC0471-)	1	1	1	1			⌄	ガスフリング取扱
13	38540-00510	Label, caution	1	1	1	1				バッテリー取扱
14	24700-11500	Plate, caution	2	2	2	2				バッテリーカバー 手挟み注意
14-1	50004-65100	Plate, caution (A=241AC4060-)(B=241AC4060-)(C=241AC4060-)(D=251AC0471-)	2	2	2	2			⌄	バッテリーカバー 手挟み注意
15	24700-02550	Plate, caution	1	1	1	1				バッテリー抜止ピン
15-1	50004-65120	Plate, caution (A=241AC4060-)(B=241AC4060-)(C=241AC4060-)(D=251AC0471-)	1	1	1	1			⌄	バッテリー抜止ピン
16	24700-02560	Plate, caution	1	1	1	1				感電注意
16-1	50004-65130	Plate, caution (A=241AC4060-)(B=241AC4060-)(C=241AC4060-)(D=251AC0471-)	1	1	1	1			⌄	感電注意
17	24700-02520	Plate, caution	1	1	1	1				取扱注意
17-1	50004-65080	Plate, caution (A=241AC4060-)(B=241AC4060-)(C=241AC4060-)(D=251AC0471-)	1	1	1	1			⌄	取扱注意
18	24700-13490	Plate, lubrication	1	1	1	1				給油
19	24700-07980	Label, certificate (A=-241AC3686)(B=-241AC3686)(C=-241AC3686)(D=-251AC0403)	1	1	1	1				合格証
20	24700-13190	Plate, name	2	2						V1マーク,U
	24700-14110	Plate, name	(2)	(2)						V1マーク,U,Dark blue letters
	24700-13190	Plate, name	2	2						V1マーク,U
	24700-14110	Plate, name	(2)	(2)						V1マーク,U,Dark blue letters
21	24700-10480	Plate, caution (A=-241AC6265)(B=-241AC6265)(C=-241AC6265)(D=-251AC0880)	1	1	1	1				レーザ
22	24700-10460	Plate, caution (A=-241AC6265)(B=-241AC6265)(C=-241AC6265)(D=-251AC0880)	1	1	1	1				イキメク注意
23	50005-27551	Plate, caution (A=241AC6266-)(B=241AC6266-)(C=241AC6266-)(D=251AC0881-)	1	1	1	1				走行/荷役動作の規制

Note :

Fig.10932B NAME PLATE

[English]



Fig.10932B NAME PLATE

[English]

(A)=FB20P (D)=FB30P  
(B)=FB25P (E)=  
(C)=FB28P (F)=

No.	Parts No.	Parts Name	(A)	(B)	(C)	(D)	(E)	(F)	i/a	Remarks
1	50001-60560	Plate, name	1	1	1	1				Model/Load chart
1-1	50006-95900	Plate, name (A=241AC6308-)(B=241AC6308-)(C=241AC6308-)(D=251AC0887-)	1	1	1	1			↑	Model/Load chart
1-2	50006-95901	Plate, name (A=241AC7210-)(B=241AC7210-)(C=241AC7210-)(D=251AC1067-)	1	1	1	1			↑	Model/Load chart
2	31010-02050	Screw, FT	4	4	4	4				
3	24700-12550	Plate, name	1	1	1	1				[NICHiyu], Std painting
3-1	50006-94830	Plate, name (A=241AC6308-)(B=241AC6308-)(C=241AC6308-)(D=251AC0887-)	1	1	1	1			↑	[NICHiyu], Std painting, L=500
3	24700-13950	Plate, name (A=241AC3121-)(B=241AC3121-)(C=241AC3121-)(D=251AC0322-)	1	1	1	1				[NICHiyu], Opt painting
3-1	50006-94840	Plate, name (A=241AC6308-)(B=241AC6308-)(C=241AC6308-)(D=251AC0887-)	1	1	1	1			↑	[NICHiyu], Opt painting, L=500
4	24700-13130	Plate, name	1	1	1	1				SICOS AC
5	24700-04610	Label, hook	3	3	3	3				Hook position
5-1	50004-65190	Label, hook (A=241AC4060-)(B=241AC4060-)(C=241AC4060-)(D=251AC0471-)	3	3	3	3			↑	Hook position
6	24700-12752	Plate, name	2							[20], White letters
	24700-15410	Plate, name (A=241AC3121-)	2							[20], Dark blue letters
	24700-12772	Plate, name	2							[25], White letters
	24700-15420	Plate, name (B=241AC3121-)	2							[25], Dark blue letters
	24700-12782	Plate, name	2							[28], White letters
	24700-15430	Plate, name (C=241AC3121-)	2							[28], Dark blue letters
	24700-12792	Plate, name	2							[30], White letters
	24700-15440	Plate, name (D=251AC0322-)	2							[30], Dark blue letters
7	24700-11240	Plate, name	2	2	2	2				[NICHiyu]
7-1	50006-94810	Plate, name (A=241AC6266-)(B=241AC6266-)(C=241AC6266-)(D=251AC0881-)	2	2	2	2			↑	[NICHiyu], White letters, L=360
	50006-94820	Plate, name (A=241AC6266-)(B=241AC6266-)(C=241AC6266-)(D=251AC0881-)	2	2	2	2			↑	[NICHiyu], Red letters, L=360

Note :

Fig.10932B NAME PLATE

[English]



Fig.10932B NAME PLATE

[English]

(A)=FB20P (D)=FB30P  
(B)=FB25P (E)=  
(C)=FB28P (F)=

No.	Parts No.	Parts Name	(A)	(B)	(C)	(D)	(E)	(F)	i/a	Remarks
7-1	50006-94830	Plate, name	2	2	2	2			↑	[NICHYU],White, w/middle beam, L=500 (A=241AC6266-)(B=241AC6266-)(C=241AC6266-)(D=251AC0881-)
	50006-94840	Plate, name	2	2	2	2			↑	[NICHYU],Red, w/middle beam, L=500 (A=241AC6266-)(B=241AC6266-)(C=241AC6266-)(D=251AC0881-)
8	0902-69774	Plate, warning	2	2	2	2				Shearing point
8-1	50004-65060	Plate, warning	1	1	1	1			↓	Shearing point (A=241AC4060-)(B=241AC4060-)(C=241AC4060-)(D=251AC0471-)
9	24700-04830	Plate, warning	1	1	1	1				In case of tipover
10	0902-69814	Plate, caution	2	2	2	2				No person on/under forks
10-1	50004-65050	Plate, caution	2	2	2	2			↑	No person on/under forks (A=241AC4060-)(B=241AC4060-)(C=241AC4060-)(D=251AC0471-)
11	24700-01780	Plate, caution	1	1	1	1				Battery cover lock
11-1	50004-65180	Plate, caution	1	1	1	1			↓	Battery cover lock (A=241AC4060-)(B=241AC4060-)(C=241AC4060-)(D=251AC0471-)
12	38540-00520	Label, caution	1	1	1	1				w/battery,G6E
	38540-00630	Label, caution	(1)	(1)	(1)	(1)				w/battery,SHINKOBE (A=241AC3121-)(B=241AC3121-)(C=241AC3121-)(D=251AC0322-)
13	0902-69794	Plate, caution	1	1	1	1				No riding (A=-241AC4059)(B=-241AC4059)(C=-241AC4059)(D=-251AC0470)
14	24700-01850	Plate, caution	1	1	1	1				Parking brake
14-1	50004-65170	Plate, caution	1	1	1	1			↓	Parking brake (A=241AC4060-)(B=241AC4060-)(C=241AC4060-)(D=251AC0471-)
15	0902-68384	Plate, caution	1	1	1	1				Safety operation
15-1	50004-65160	Plate, caution	1	1	1	1			↓	Safety operation (A=241AC4060-)(B=241AC4060-)(C=241AC4060-)(D=251AC0471-)
16	24700-13490	Plate, lubrication	1	1	1	1				
17	50003-27520	Plate, name	2	2	2	2				SICOS AC (A=241AC3121-)(B=241AC3121-)(C=241AC3121-)(D=251AC0322-)
	50003-27530	Plate, name	(2)	(2)	(2)	(2)				SICOS AC,Opt painting (A=241AC3121-)(B=241AC3121-)(C=241AC3121-)(D=251AC0322-)
18	50004-65220	Plate, caution	1	1	1	1				Caution for fingers (A=241AC4060-)(B=241AC4060-)(C=241AC4060-)(D=251AC0471-)
19	50008-34910	Plate, caution	1	1	1	1				Caution for fingers (A=241AC8134-)(B=241AC8134-)(C=241AC8134-)(D=251AC1186-)

Note :

Fig.10932C NAME PLATE  
[English-EEC]

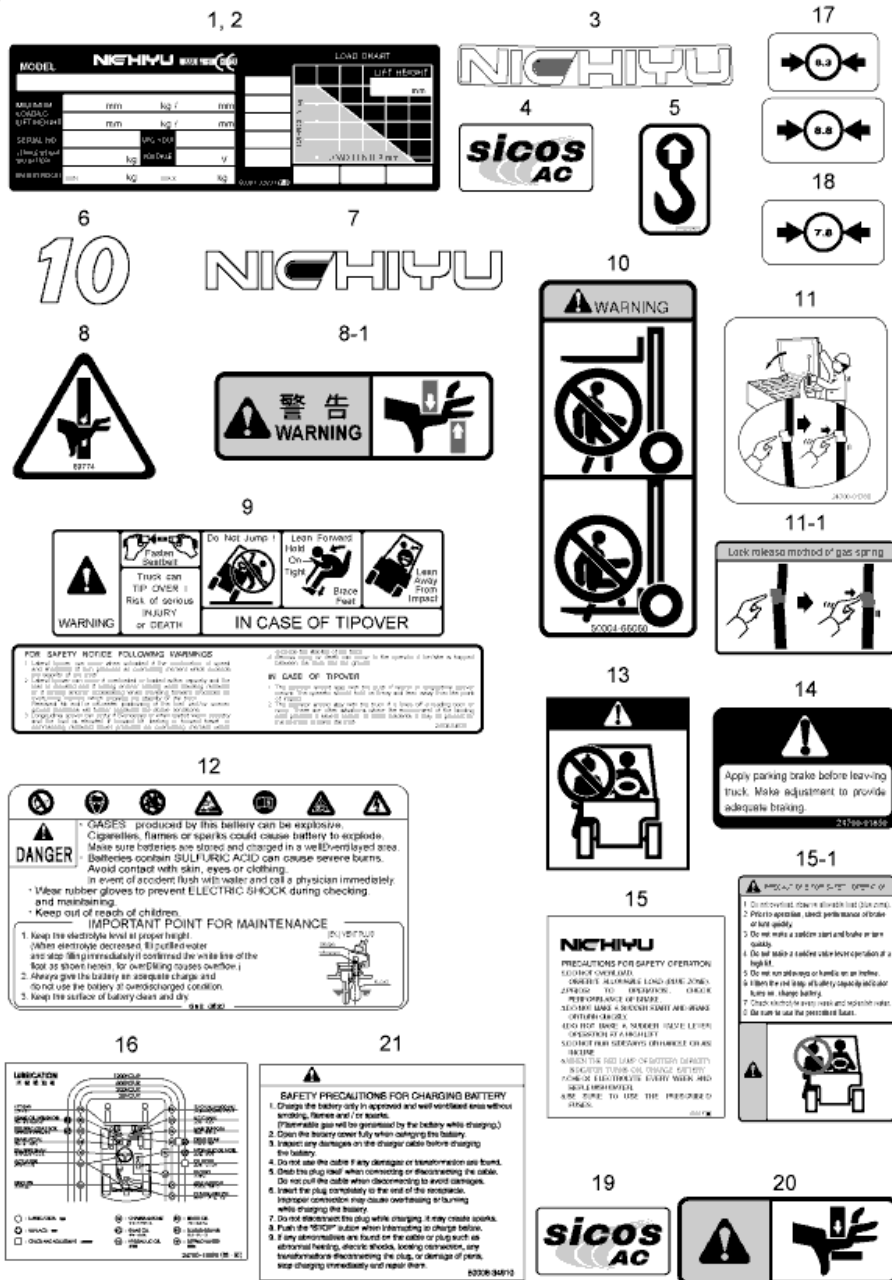


Fig.10932C NAME PLATE  
[English-EEC]

(A)=FB20P (D)=FB30P  
(B)=FB25P (E)=  
(C)=FB28P (F)=

No.	Parts No.	Parts Name	(A)	(B)	(C)	(D)	(E)	(F)	i/a	Remarks
1	50001-32831	Plate, name	1	1	1	1				Model/Load chart
1-1	50006-91510	Plate, name (A=241AC***-)(B=241AC***-)(C=241AC***-)(D=251AC***-)	1	1	1	1				Model/Load chart
1-2	50006-91511	Plate, name (A=241AC7210-)(B=241AC7210-)(C=241AC7210-)(D=251AC1067-)	1	1	1	1			↑	Model/Load chart
2	31010-02050	Screw, FT	4	4	4	4				
3	24700-12550	Plate, name	1	1	1	1				[NICHiyu], Std painting
3-1	50006-94830	Plate, name (A=241AC6308-)(B=241AC6308-)(C=241AC6308-)(D=251AC0887-)	1	1	1	1			↑	[NICHiyu], Std painting, L=500
3	24700-13950	Plate, name (A=241AC3121-)(B=241AC3121-)(C=241AC3121-)(D=251AC0322-)	1	1	1	1				[NICHiyu], Opt painting
3-1	50006-94840	Plate, name (A=241AC6308-)(B=241AC6308-)(C=241AC6308-)(D=251AC0887-)	1	1	1	1			↑	[NICHiyu], Opt painting, L=500
4	24700-13130	Plate, name	1	1	1	1				SICOS AC
5	24700-04610	Label, hook	3	3	3	3				Hook position
5-1	50004-65190	Label, hook (A=241AC4060-)(B=241AC4060-)(C=241AC4060-)(D=251AC0471-)	3	3	3	3			↑	Hook position
6	24700-12752	Plate, name	2							[20], White letters
	24700-15410	Plate, name (A=241AC3121-)	2							[20], Dark blue letters
	24700-12772	Plate, name	2							[25], White letters
	24700-15420	Plate, name (B=241AC3121-)	2							[25], Dark blue letters
	24700-12782	Plate, name	2							[28], White letters
	24700-15430	Plate, name (C=241AC3121-)	2							[28], Dark blue letters
	24700-12792	Plate, name	2							[30], White letters
	24700-15440	Plate, name (D=251AC0322-)	2							[30], Dark blue letters
7	24700-11240	Plate, name	2	2	2	2				[NICHiyu]
7-1	50006-94810	Plate, name (A=241AC6266-)(B=241AC6266-)(C=241AC6266-)(D=251AC0881-)	2	2	2	2			↑	[NICHiyu], White letters, L=360
	50006-94820	Plate, name (A=241AC6266-)(B=241AC6266-)(C=241AC6266-)(D=251AC0881-)	2	2	2	2			↑	[NICHiyu], Red letters, L=360

Note :



Fig.10932C NAME PLATE  
[English-EEC]

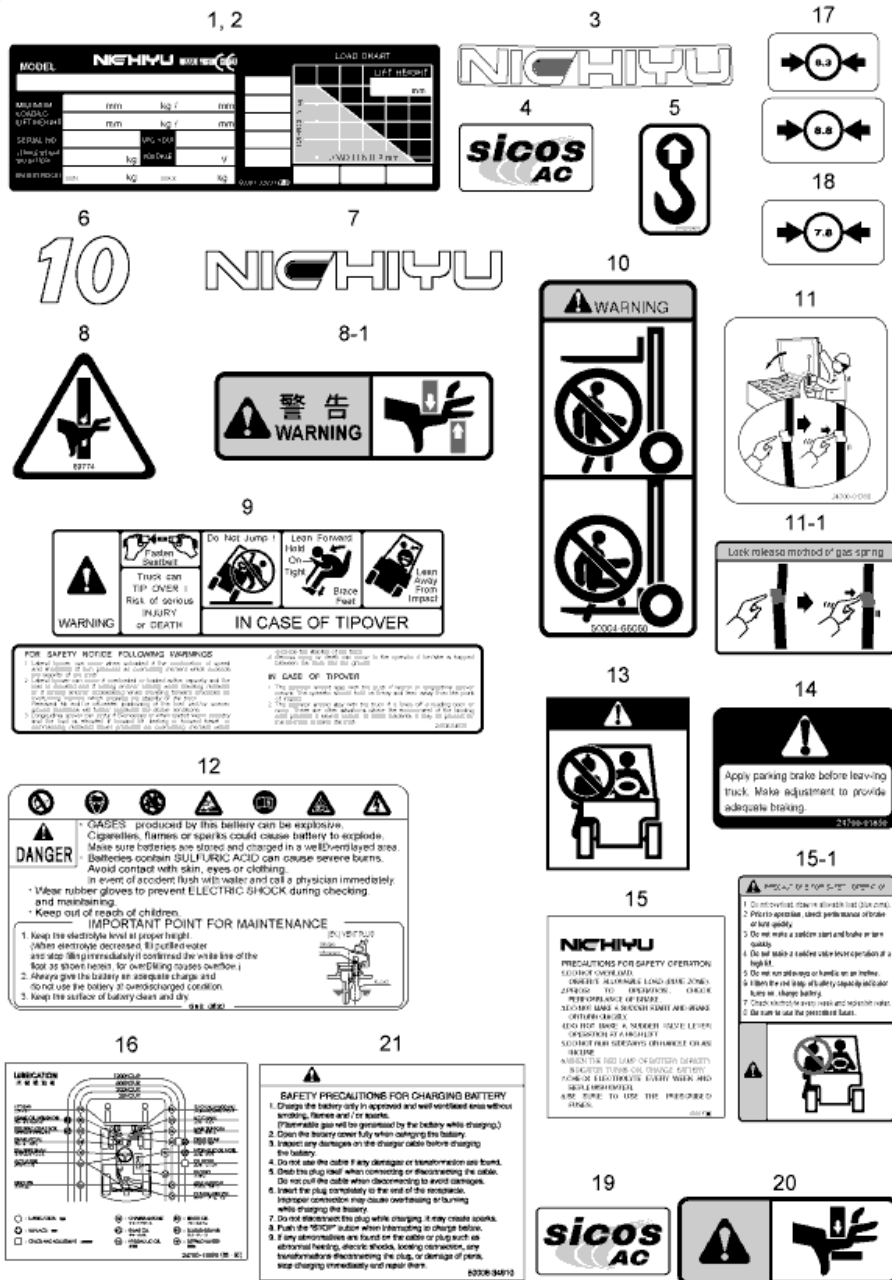


Fig.10932C NAME PLATE  
[English-EEC]

(A)=FB20P (D)=FB30P  
(B)=FB25P (E)=  
(C)=FB28P (F)=

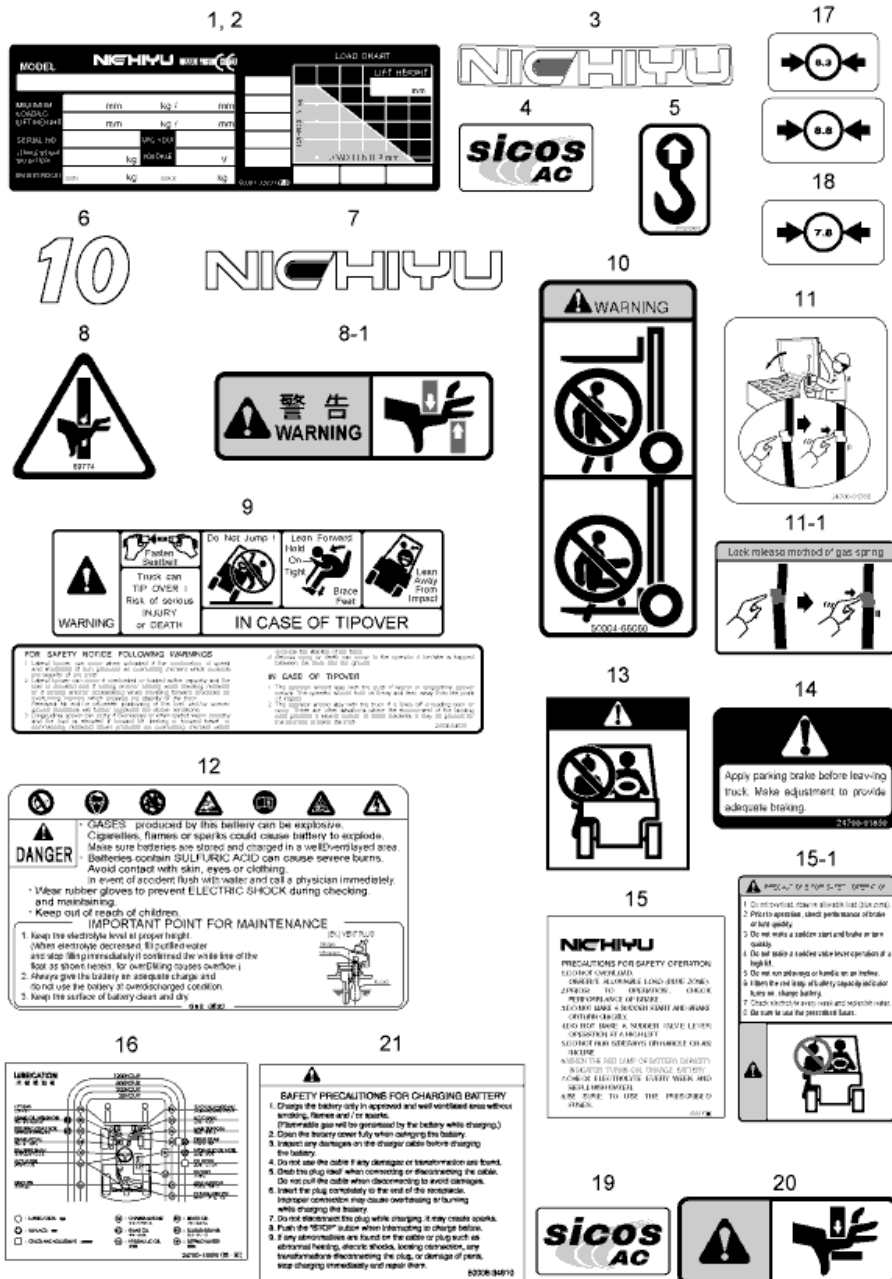
No.	Parts No.	Parts Name	(A)	(B)	(C)	(D)	(E)	(F)	i/a	Remarks
7-1	50006-94830	Plate, name (A=241AC6266-)(B=241AC6266-)(C=241AC6266-)(D=251AC0881-)	2	2	2	2			↑	[NICHYU],White, w/middle beam, L=500
	50006-94840	Plate, name (A=241AC6266-)(B=241AC6266-)(C=241AC6266-)(D=251AC0881-)	2	2	2	2			↑	[NICHYU],Red, w/middle beam, L=500
8	0902-69774	Plate, warning	2	2	2	2				Shearing point
8-1	50004-65060	Plate, warning (A=241AC4060-)(B=241AC4060-)(C=241AC4060-)(D=251AC0471-)	1	1	1	1			↓	Shearing point
9	24700-04830	Plate, warning	1	1	1	1				In case of tipover
10	0902-69814	Plate, caution	2	2	2	2				No person on/under forks
10-1	50004-65050	Plate, caution (A=241AC4060-)(B=241AC4060-)(C=241AC4060-)(D=251AC0471-)	2	2	2	2			↑	No person on/under forks
11	24700-01780	Plate, caution	1	1	1	1				Battery cover lock
11-1	50004-65180	Plate, caution (A=241AC4060-)(B=241AC4060-)(C=241AC4060-)(D=251AC0471-)	1	1	1	1			↓	Battery cover lock
12	38540-00630	Label, caution (A=241AC3121-)(B=241AC3121-)(C=241AC3121-)(D=251AC0322-)	(1)	(1)	(1)	(1)				w/battery,SHINKOBE
	38540-00520	Label, caution	1	1	1	1				w/battery,G6E
13	0902-69794	Plate, caution (A=-241AC4059)(B=-241AC4059)(C=-241AC4059)(D=-251AC0470)	1	1	1	1				No riding
14	24700-01850	Plate, caution	1	1	1	1				Parking brake
14-1	50004-65170	Plate, caution (A=241AC4060-)(B=241AC4060-)(C=241AC4060-)(D=251AC0471-)	1	1	1	1			↓	Parking brake
15	0902-68384	Plate, caution	1	1	1	1				Safety operation
15-1	50004-65160	Plate, caution (A=241AC4060-)(B=241AC4060-)(C=241AC4060-)(D=251AC0471-)	1	1	1	1			↓	Safety operation
16	24700-13490	Plate, lubrication	1	1	1	1				
17	0902-69964	Label, tire	1	1	1					8.8bar,Front wheel
	0902-69944	Label, tire					1			6.9bar,Front wheel
18	0902-69964	Label, tire	1	1	1					8.8bar,Steering wheel
	0902-69914	Label, tire					1			6.9bar,Steering wheel
19	50003-27520	Plate, name (A=241AC3121-)(B=241AC3121-)(C=241AC3121-)(D=251AC0322-)	2	2	2	2				SICOS AC
	50003-27530	Plate, name (A=241AC3121-)(B=241AC3121-)(C=241AC3121-)(D=251AC0322-)	(2)	(2)	(2)	(2)				SICOS AC,Opt painting

Note :

Fig.10932C NAME PLATE  
[English-EEC]

Fig.10932C NAME PLATE  
[English-EEC]

(A)=FB20P (D)=FB30P  
(B)=FB25P (E)=  
(C)=FB28P (F)=



No.	Parts No.	Parts Name	(A)	(B)	(C)	(D)	(E)	(F)	i/a	Remarks
20	50004-65220	Plate, caution	1	1	1	1				Caution for fingers (A=241AC4060-)(B=241AC4060-)(C=241AC4060-)(D=251AC0471-)
21	50008-34910	Plate, caution	1	1	1	1				Caution for fingers (A=241AC8134-)(B=241AC8134-)(C=241AC8134-)(D=251AC0471-)
<hr/>										
<hr/>										
<hr/>										
<hr/>										
<hr/>										
<hr/>										
<hr/>										
<hr/>										
<hr/>										
<hr/>										
<hr/>										
<hr/>										
<hr/>										
<hr/>										
<hr/>										
<hr/>										
<hr/>										
<hr/>										
<hr/>										
<hr/>										
<hr/>										
<hr/>										
<hr/>										
<hr/>										
<hr/>										
<hr/>										
<hr/>										
<hr/>										
<hr/>										
<hr/>										

Note :

Fig.10932D NAME PLATE

[MHI/Japanese]

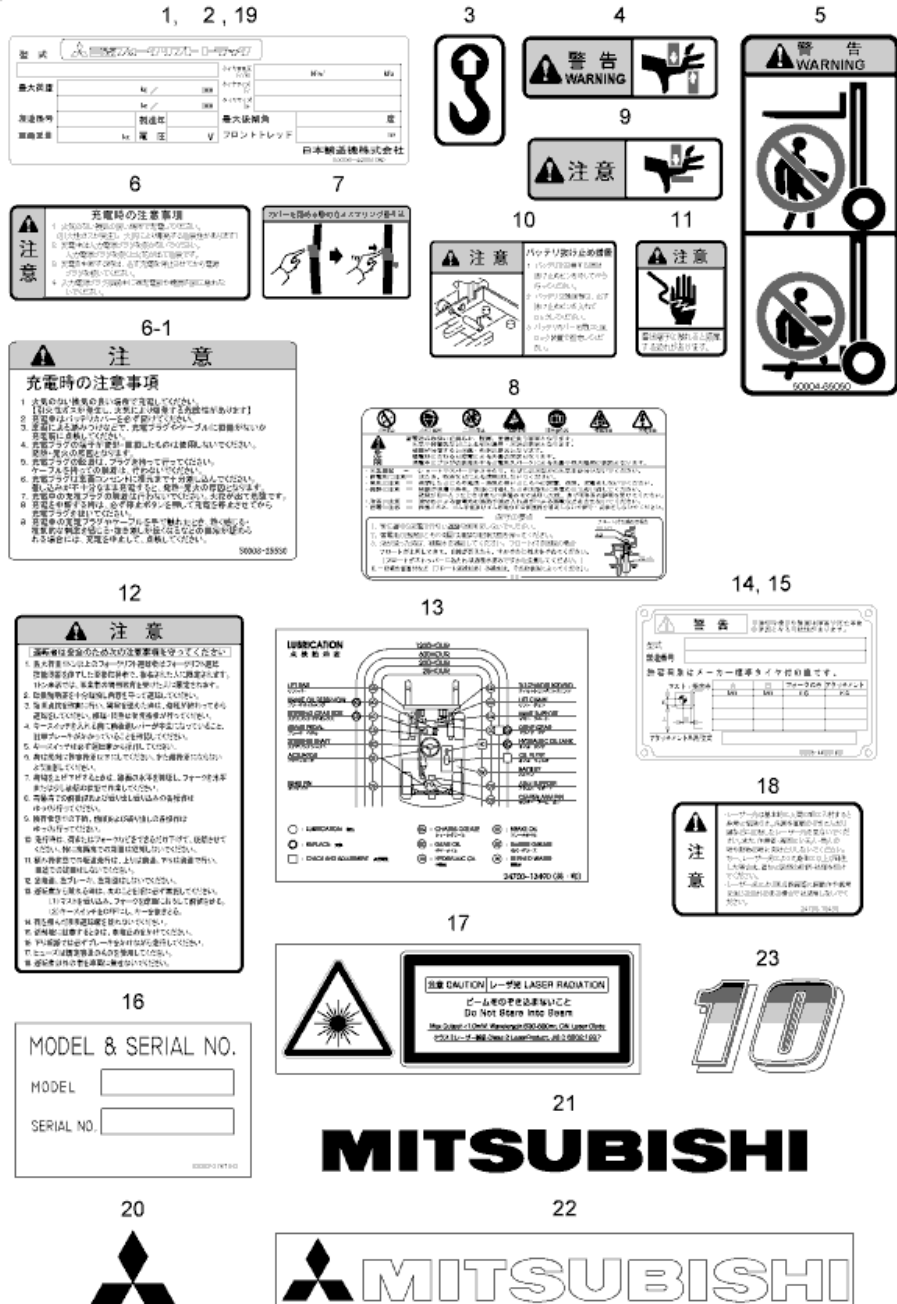


Fig.10932D NAME PLATE

[MHI/Japanese]

(A)=FB20P (D)=FB30P  
(B)=FB25P (E)=  
(C)=FB28P (F)=

No.	Parts No.	Parts Name	(A)	(B)	(C)	(D)	(E)	(F)	i/a	Remarks
1	50006-42691	Plate, name	1	1	1	1				型式銘板
2	31010-02050	Screw, FT	4	4	4	4				
3	50004-65140	Label, hook	3	3	3	3				吊フック
4	50004-65060	Plate, warning	1	1	1	1				マストビーム手挟ミ 警告
5	50004-65050	Plate, warning	2	2	2	2				立入禁止
6	50004-65090	Plate, caution	1	1	1	1				充電注意
6-1	50008-25530	Plate, caution (A=241AC8013)-(B=241AC8013)-(C=241AC8013)-(D=251AC1172-)	1	1	1	1			↑	充電注意
7	50004-65110	Plate, caution	1	1	1	1				ガスプリング取扱
8	38540-00510	Label, caution	1	1	1	1				バッテリー取扱
9	50004-65100	Plate, caution	2	2	2	2				バッテリーカバー 手挟ミ注意
10	50004-65120	Plate, caution	1	1	1	1				バッテリー抜止ピン
11	50004-65130	Plate, caution	1	1	1	1				感電注意
12	50004-65080	Plate, caution	1	1	1	1				取扱注意
13	24700-13490	Plate, lubrication	1	1	1	1				給油
14	50006-44560	Chart	1	1	1	1				チャート
15	31010-02050	Screw, FT	4	4	4	4				
16	52002-27670	Plate, name	1	1	1	1				
17	24700-10460	Plate, caution	1	1	1	1				イキメクン注意,w/laser pointer
18	24700-10480	Plate, caution	1	1	1	1				レーザ,w/laser pointer
19	70001-49490	Label, name (JPN)	1	1	1	1				銘板に貼付け
20	70001-49500	Label, Mitsubishi	2	2	2	2				マスト側面
21	70001-49510	Label, Mitsubishi(43)	1	1	1	1				ウエイト
22	70001-49520	Label, Mitsubishi(W)	2	2	2	2				車体側面
23	70001-49590	Label, MIT	2							G2.0T
	70001-49600	Label, MIT	2							G2.5T

Note :

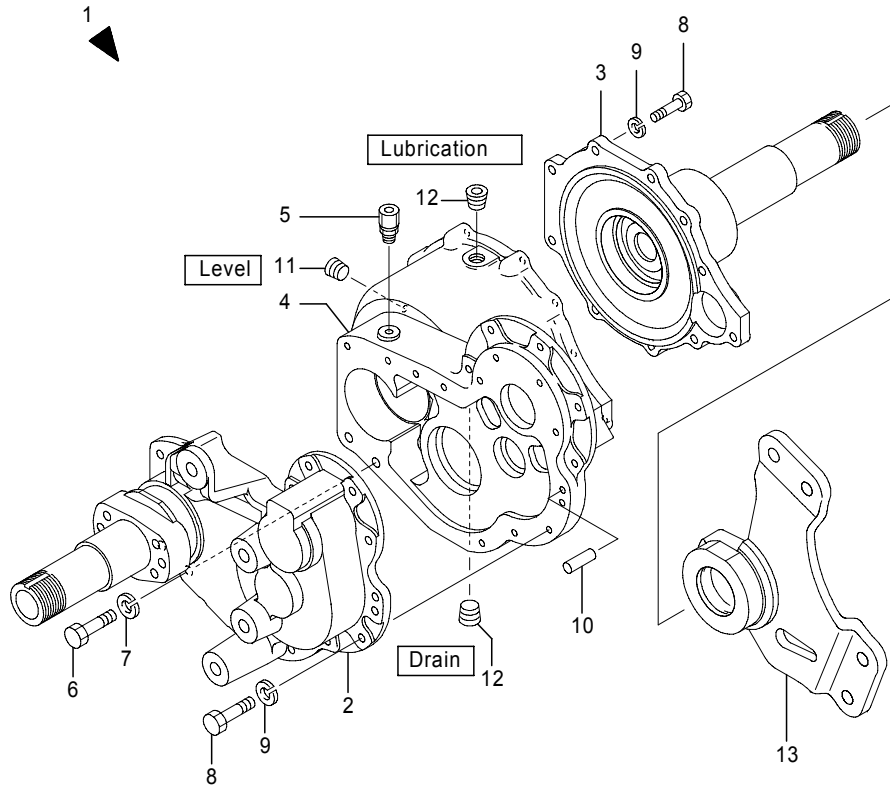
462-2724-02  
(462-2724/462-2803)



Fig.1130 FRONT AXLE 1

Fig.1130 FRONT AXLE 1

(A)=FB20P (D)=FB30P  
 (B)=FB25P (E)=  
 (C)=FB28P (F)=



No.	Parts No.	Parts Name	(A)	(B)	(C)	(D)	(E)	(F)	i/a	Remarks
1	14200-19501	Axle ass'y, drive	1	1	1					*1
1-1	14200-19502	Axle ass'y, drive (A=241AC****-)(B=241AC****-)(C=241AC****-)	1	1	1				↑	*1
1-2	14200-19503	Axle ass'y, drive (A=241AC4969-)(B=241AC4969-)(C=241AC4969-)	1	1	1				↑	*1
1	14200-19511	Axle ass'y, drive						1		*1
2	14200-13320	Case(2)comp., mission	1	1	1					
	14200-13330	Case(2)comp., mission						1		
3	14200-13400	Case(3)comp., mission	1	1	1	1				
4	14200-19470	Case(1), mission	1	1	1	1				
5	1920-53001	Breather, air	1	1	1	1				
6	0012-16060	Bolt	2	2	2	2				
7	0000-70016	Washer, lock	2	2	2	2				
8	0012-12040	Bolt	24	24	24	24				
9	0000-70012	Washer, lock	24	24	24	24				
10	14200-19480	Pin, case	1	1	1	1				
11	0006-60001	Plug, screw	1	1	1	1				For level
12	0006-60004	Plug, screw	2	2	2	2				For lubrication/drain
13	14200-13510	Support, drive	1	1	1					
13-1	14200-13511	Support, drive (A=241AC4969-)(B=241AC4969-)(C=241AC4969-)	1	1	1				↑	
13	14200-13520	Support, drive						1		

Note : \*1:Contents:Fig.1130-1134

Fig.1131 FRONT AXLE 2

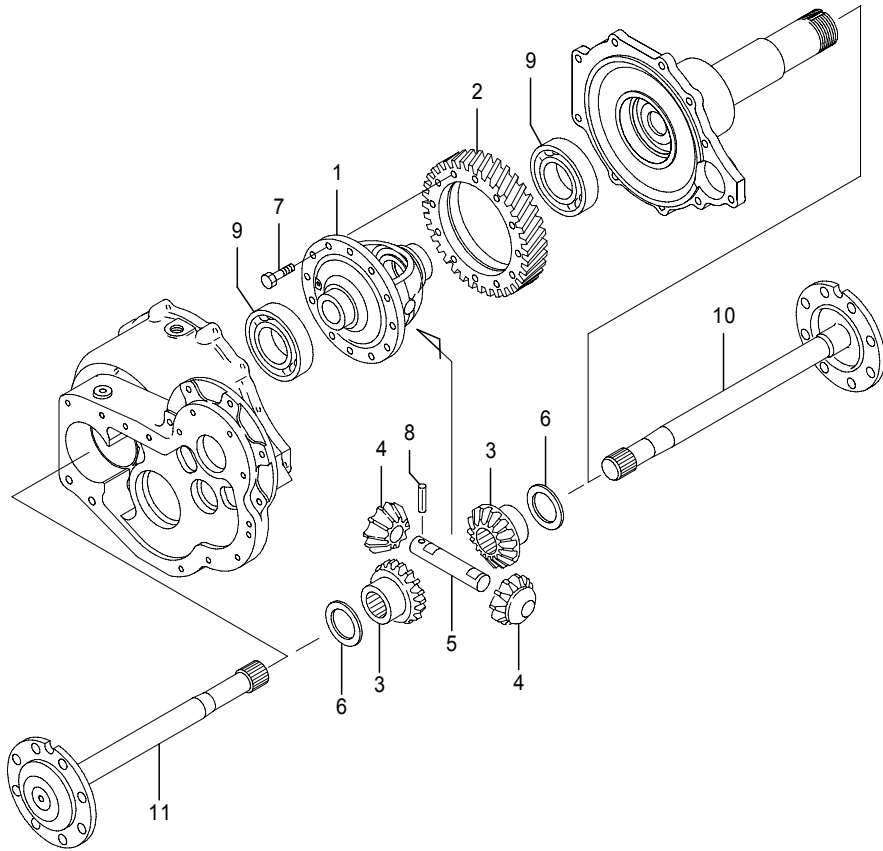


Fig.1131 FRONT AXLE 2

(A)=FB20P (D)=FB30P  
 (B)=FB25P (E)=  
 (C)=FB28P (F)=

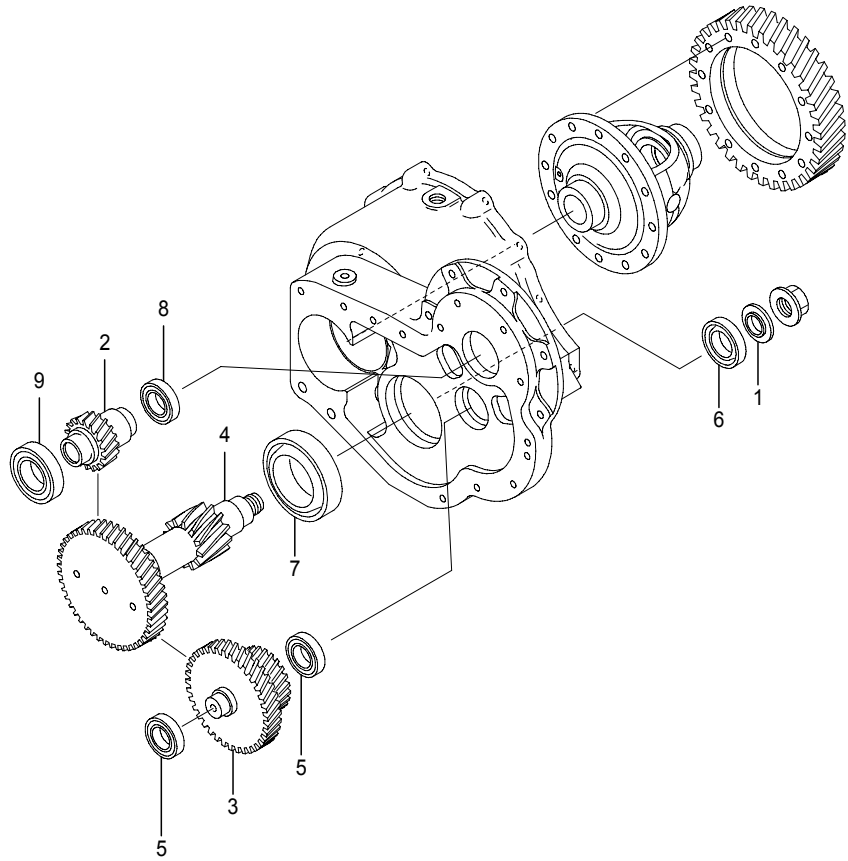
No.	Parts No.	Parts Name	(A)	(B)	(C)	(D)	(E)	(F)	i/a	Remarks
1	14200-13300	Case, differential	1	1	1	1				
2	14200-13490	Gear(4)	1	1	1	1				
3	32511-01010	Gear, differential side	2	2	2	2				
4	32511-01000	Gear, pinion	2	2	2	2				
5	32511-00990	Shaft, pinion gear	1	1	1	1				
6	32511-01020	Washer, side gear	2	2	2	2				
7	32511-00960	Bolt	12	12	12	12				
8	0303-06040	Pin, spring	1	1	1	1				
9	0405-62130	Bearing, radial ball	2	2	2	2				
10	14200-13560	Shaft(1), drive	1	1	1	1				
11	14200-13570	Shaft(2), drive	1	1	1	1				

Note :

Fig.1132 FRONT AXLE 3

Fig.1132 FRONT AXLE 3

(A)=FB20P (D)=FB30P  
 (B)=FB25P (E)=  
 (C)=FB28P (F)=



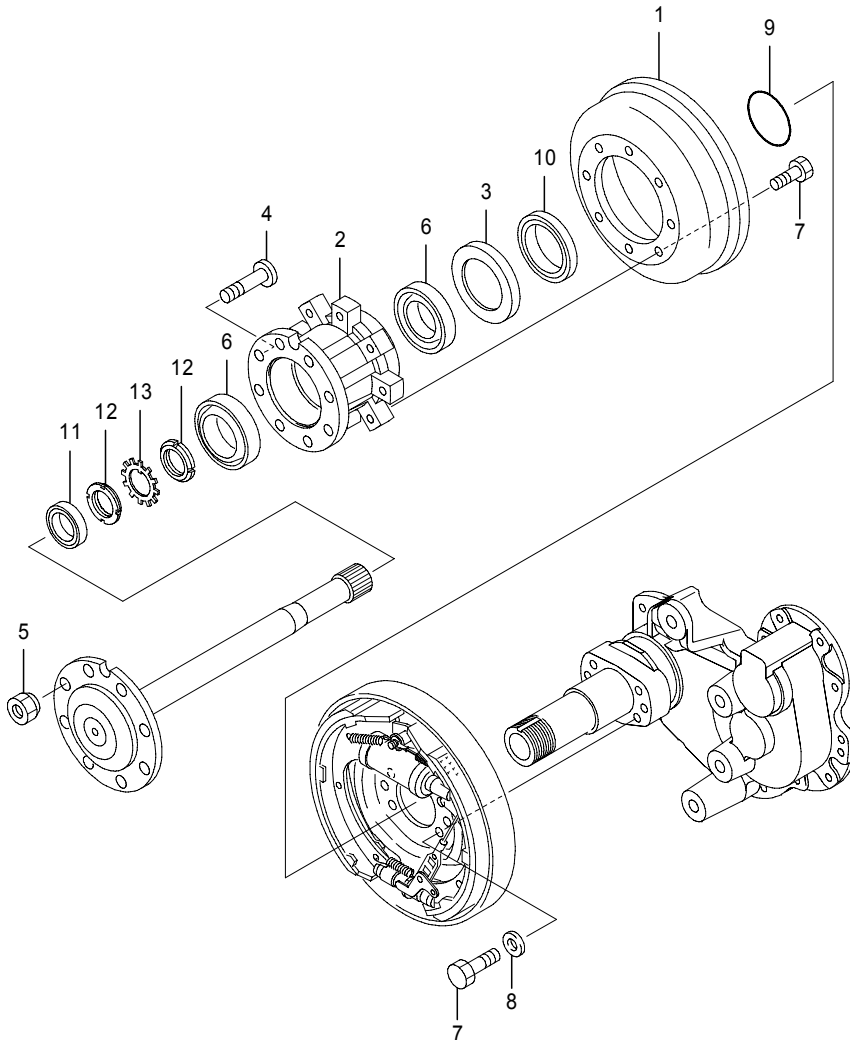
No.	Parts No.	Parts Name	(A)	(B)	(C)	(D)	(E)	(F)	i/a	Remarks
1	14200-13290	Piece, distance	1	1	1	1				
2	14200-19170	Gear(1)	1	1	1	1				
3	14200-19180	Gear(2)	1	1	1	1				
4	14200-13480	Gear(3)	1	1	1	1				
5	0405-62060	Bearing, radial ball	2	2	2	2				
6	0415-32208	Bearing, radial rolling	1	1	1	1				
7	0415-32915	Bearing, radial rolling	1	1	1	1				
8	0405-60080	Bearing, radial ball	1	1	1	1				
9	0405-62080	Bearing, radial ball	1	1	1	1				

Note :

Fig.1133 FRONT AXLE 4

Fig.1133 FRONT AXLE 4

(A)=FB20P (D)=FB30P  
 (B)=FB25P (E)=  
 (C)=FB28P (F)=



No.	Parts No.	Parts Name	(A)	(B)	(C)	(D)	(E)	(F)	i/a	Remarks
1	14200-13530	Drum, brake	2	2	2					
1-1	14200-13531	Drum, brake	2	2	2				↑	(A=241AC4969-)(B=241AC4969-)(C=241AC4969-)
1	14200-13540	Drum, brake							2	
2	14200-13550	Hub, wheel	2	2	2	2				
3	32511-01240	Retainer, oil seal	2	2	2	2				
4	14200-13580	Bolt, hub	16	16	16	16				
5	14200-13590	Nut, hub	16	16	16	16				
	14200-12680	Nut, hub	16	16	16	16				CS/FCS/RP,DRP
6	0415-32015	Bearing, radial rolling	4	4	4	4				
7	0012-14040	Bolt	28	28	28					
	0012-14040	Bolt							30	
8	0000-72014	Washer, plain	16	16	16	16				
9	0350-10900	Ring, O	2	2	2	2				
10	32511-01390	Seal, oil	2	2	2	2				
11	0360-31042	Seal, oil	2	2	2	2				
12	0000-90015	Nut, lock	4	4	4	4				
13	0000-91015	Washer, lock	2	2	2	2				

Note :

Fig.1134A FRONT AXLE 5  
WHEEL BRAKE,FB20P-28P

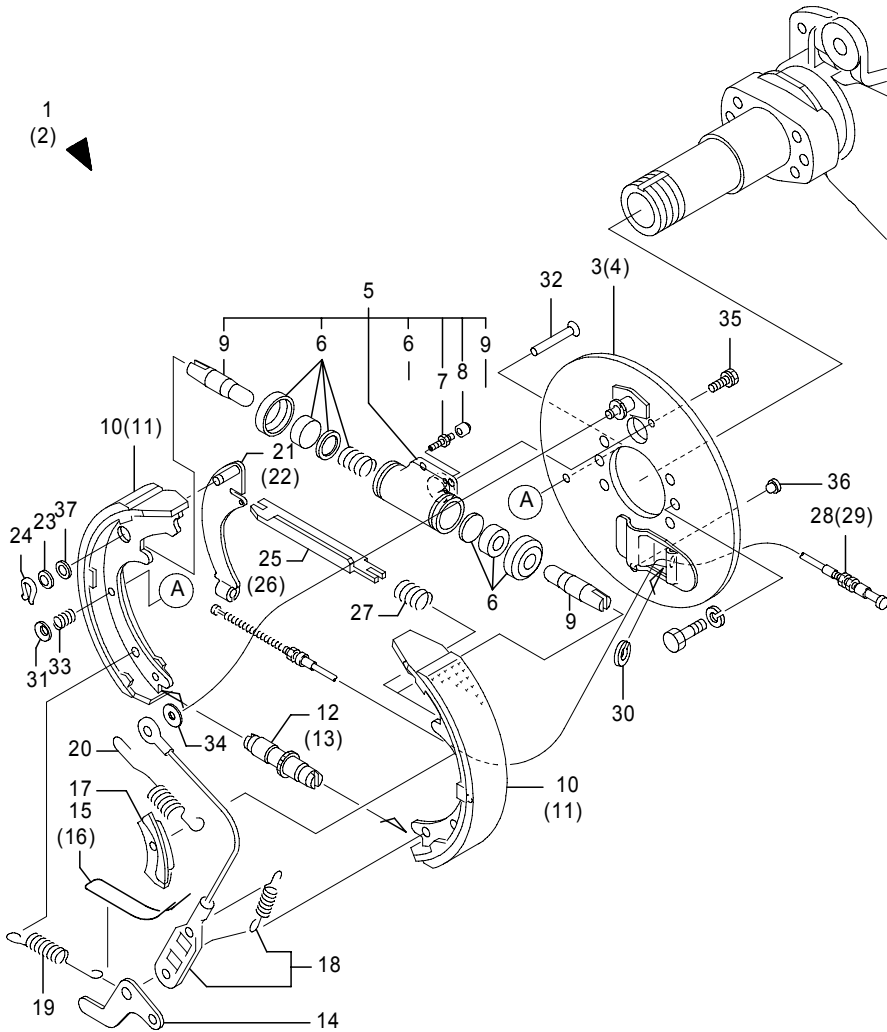


Fig.1134A FRONT AXLE 5  
WHEEL BRAKE,FB20P-28P

(A)=FB20P (D)=FB30P  
(B)=FB25P (E)=  
(C)=FB28P (F)=

No.	Parts No.	Parts Name	(A)	(B)	(C)	(D)	(E)	(F)	i/a	Remarks
1	70000-21450	Brake(L) ass'y	1	1	1					Non-asbestos
2	70000-21460	Brake(R) ass'y	1	1	1					Non-asbestos
3	70000-63130	Plate ass'y(L), backing	1	1	1					
4	70000-63140	Plate ass'y(R), backing	1	1	1					
5	32050-04000	Cylinder ass'y, wheel	2	2	2					
6	70000-63440	Cylinder Kit, wheel	2	2	2					
7	1921-64081	Screw, breather	2	2	2					
8	1921-64083	Cap, breather	2	2	2					
9	1921-64099	Link, connecting	4	4	4					
10	70000-63150	Shoe&lining&pin ass'y(L)	1	1	1					
11	70000-63160	Shoe&lining&pin ass'y(R)	1	1	1					
12	32051-00690	Adjustor(L) ass'y	1	1	1					
13	32051-00700	Adjustor(R) ass'y	1	1	1					
14	1921-64359	Lever	2	2	2					
15	32051-00130	Spring(L)	1	1	1					
16	32051-00140	Spring(R)	1	1	1					
17	1921-64335	Guide, cable	2	2	2					
18	32051-00150	Cable	2	2	2					
19	32051-00160	Spring	2	2	2					
20	32051-00170	Spring	4	4	4					
21	32051-00180	Lever(L) ass'y	1	1	1					
22	32051-00190	Lever(R) ass'y	1	1	1					
23	1921-64111	Washer, lock	2	2	2					
24	1921-64112	Retainer	2	2	2					
25	32051-00200	Strut(L)	1	1	1					
26	32051-00210	Strut(R)	1	1	1					
27	32051-00220	Spring	2	2	2					
28	32050-03680	Cable ass'y(L), parking	1	1	1					
29	32050-03690	Cable ass'y(R), parking	1	1	1					
30	32051-01150	Ring, snap	2	2	2					
31	32051-00250	Cup	8	8	8					
32	32051-00260	Pin	4	4	4					
33	32051-00270	Spring	4	4	4					
34	32051-00280	Plate	2	2	2					
35	1921-64221	Bolt & washer	4	4	4					

Note :

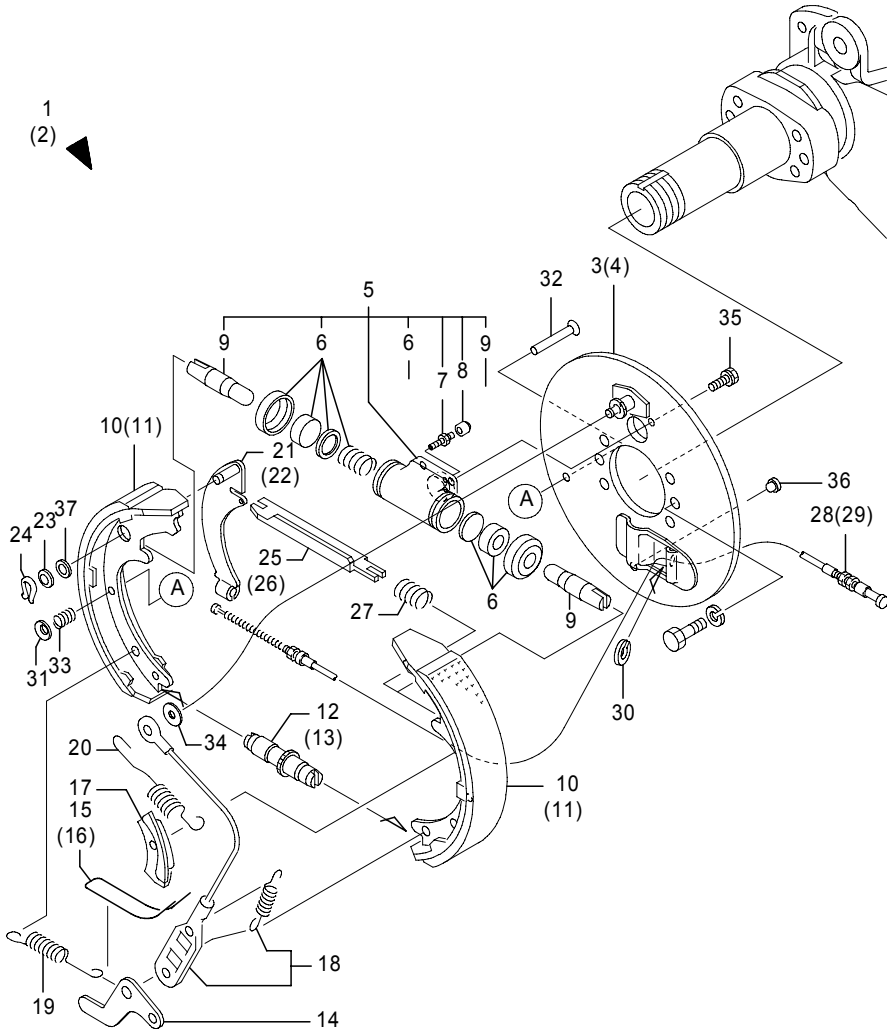


Fig.1134A FRONT AXLE 5  
WHEEL BRAKE,FB20P-28P

Fig.1134A FRONT AXLE 5  
WHEEL BRAKE,FB20P-28P

(A)=FB20P (D)=FB30P  
(B)=FB25P (E)=  
(C)=FB28P (F)=

No.	Parts No.	Parts Name	(A)	(B)	(C)	(D)	(E)	(F)	i/a	Remarks
36	32051-00290	Cover	2	2	2					
37	32051-00300	Washer	2	2	2					



Note :

Fig.1134B FRONT AXLE 5  
WHEEL BRAKE,FB30P

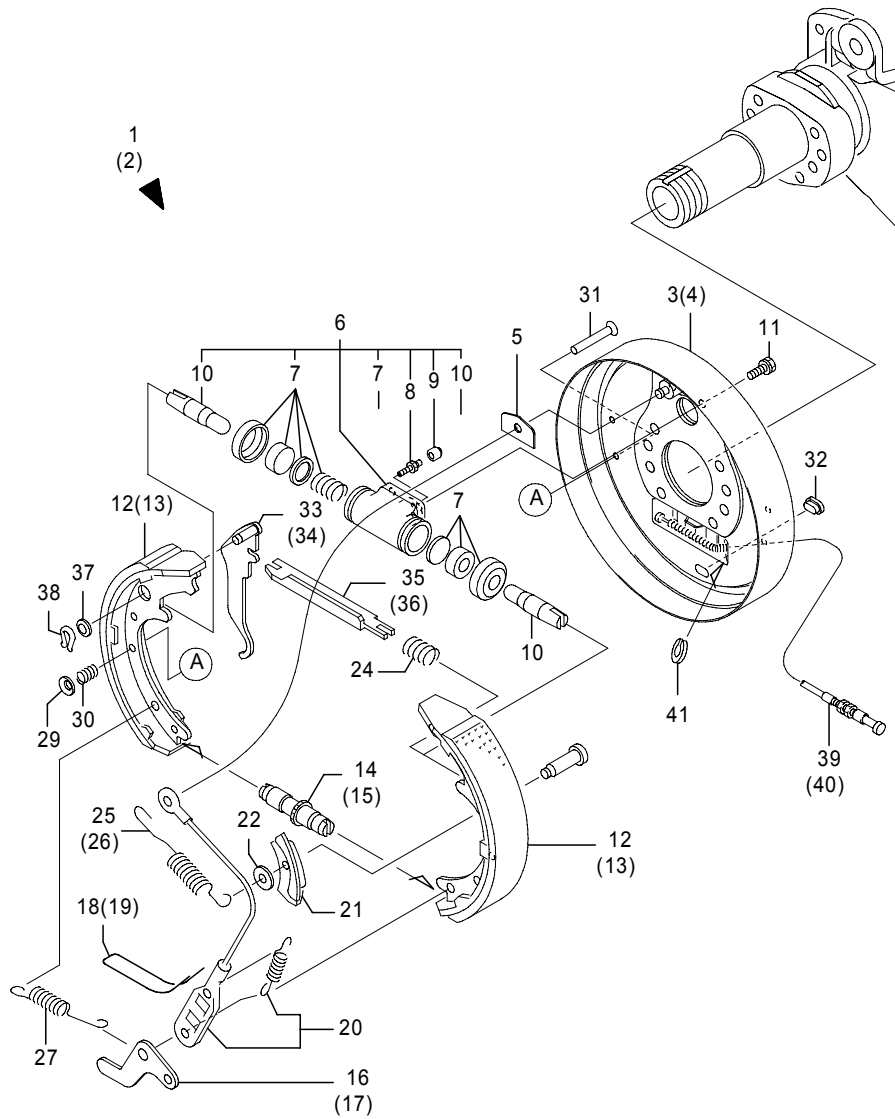


Fig.1134B FRONT AXLE 5  
WHEEL BRAKE,FB30P

(A)=FB20P (D)=FB30P  
(B)=FB25P (E)=  
(C)=FB28P (F)=

No.	Parts No.	Parts Name	(A)	(B)	(C)	(D)	(E)	(F)	i/a	Remarks
1	32050-03512	Brake(L) ass'y							1	Non-asbestos
2	32050-03522	Brake(R) ass'y							1	Non-asbestos
3	70000-63180	Plate ass'y(L), backing							1	
4	70000-63190	Plate ass'y(R), backing							1	
5	32051-00280	Plate							2	
6	70000-62710	Cylinder ass'y, wheel							2	
7	70000-63450	Cylinder Kit, wheel							2	
8	1921-64081	Screw, breather							2	
9	1921-64083	Cap, breather							2	
10	1921-64084	Link							4	
11	1921-64221	Bolt, w/washer							4	
12	70000-63250	Shoe&lining&pin ass'y(L)							1	
13	70000-63260	Shoe&lining&pin ass'y(R)							1	
14	70000-63270	Adjustor(L) ass'y							1	
15	70000-63280	Adjustor(R) ass'y							1	
16	32051-00380	Lever(L)							1	
17	32051-00390	Lever(R)							1	
18	32051-00400	Spring(L)							1	
19	32051-00410	Spring(R)							1	
20	70000-63290	Spring & cable ass'y							2	
21	32051-01370	Sheave							2	
22	32051-01400	Washer, plain							1	
24	32051-01360	Spring							2	
25	32051-00440	Spring							2	
26	32051-00450	Spring							2	
27	32051-00460	Spring							2	
29	70000-63350	Cup, shoe hold							16	
30	70000-63360	Spring							8	
31	70000-63340	Pin, shoe hold							8	
32	32051-01470	Cover							2	
33	70000-63300	Lever ass'y(L), parking							1	
34	70000-63310	Lever ass'y(R), parking							1	
35	70000-63320	Strut(L)							1	
36	70000-63330	Strut(R)							1	
37	32051-01460	Washer, wave							2	

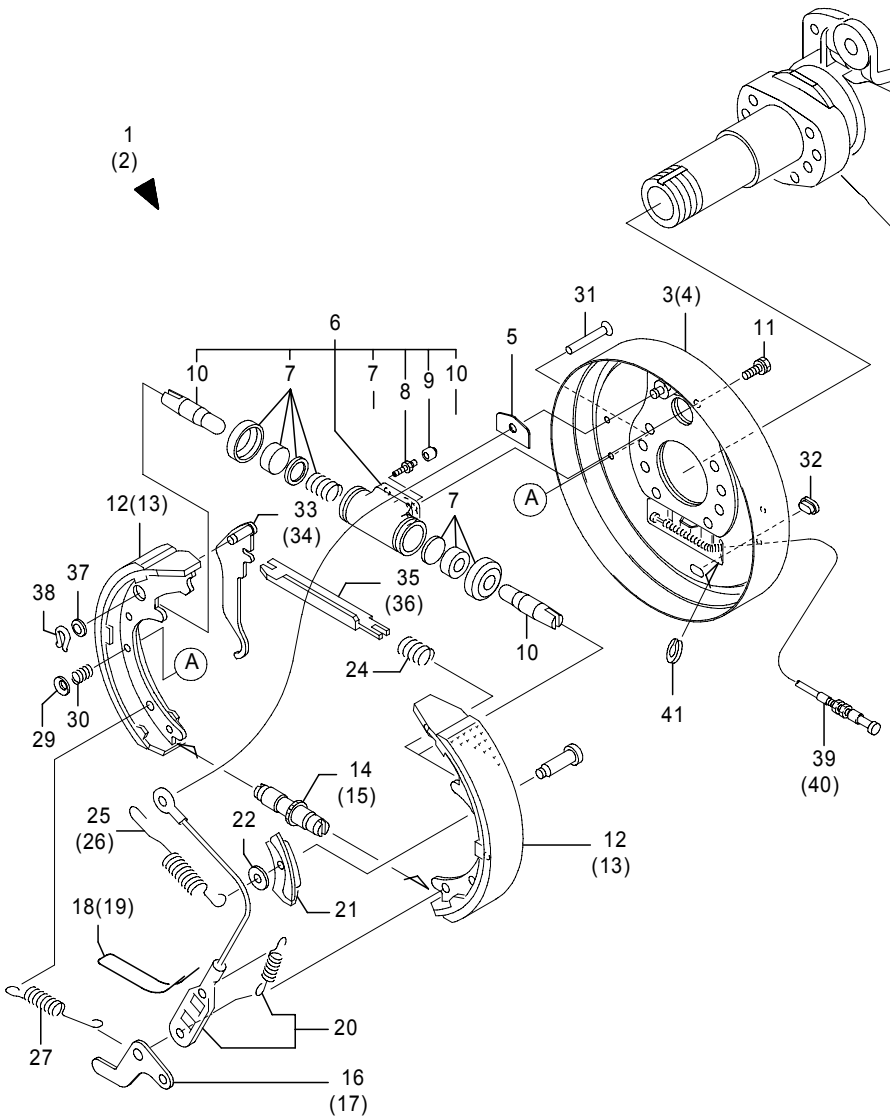
Note :

Fig.1134B FRONT AXLE 5  
WHEEL BRAKE,FB30P

Fig.1134B FRONT AXLE 5  
WHEEL BRAKE,FB30P

(A)=FB20P (D)=FB30P  
(B)=FB25P (E)=  
(C)=FB28P (F)=

No.	Parts No.	Parts Name	(A)	(B)	(C)	(D)	(E)	(F)	i/a	Remarks
38	32051-01450	Retainer							2	
39	70000-63370	Cable ass'y(L), parking							1	
40	70000-63380	Cable ass'y(R), parking							1	
41	32051-01150	Ring, snap							2	



Note :

Fig.1140A FRONT WHEEL  
[Pst/Pnst]

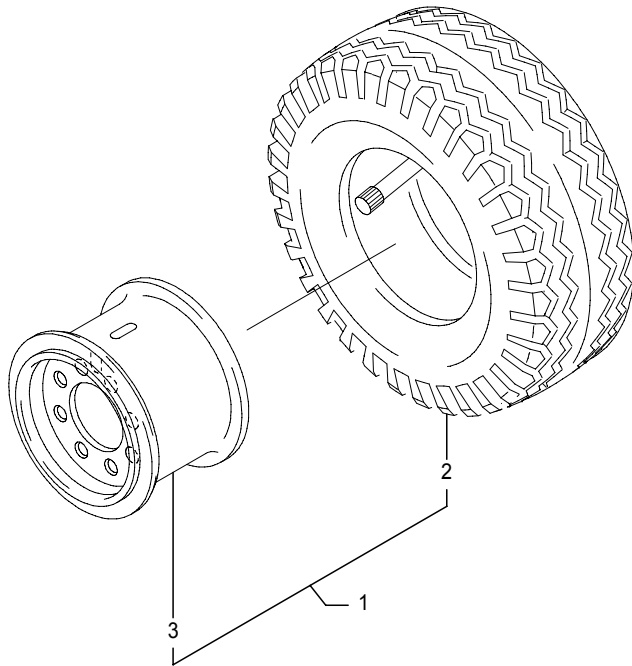


Fig.1140A FRONT WHEEL  
[Pst/Pnst]

(A)=FB20P (D)=FB30P  
(B)=FB25P (E)=  
(C)=FB28P (F)=

No.	Parts No.	Parts Name	(A)	(B)	(C)	(D)	(E)	(F)	i/a	Remarks
1	14300-73540	Wheel ass'y	2	2	2					Pst
	50002-68720	Wheel ass'y	(2)	(2)	(2)					Pst
	(A=241AC4829-)(B=241AC4829-)(C=241AC4829-)									
	14300-34751	Wheel ass'y	2	2	2					Pnst
	14300-34591	Wheel ass'y				2				Pst
	14300-34760	Wheel ass'y				2				Pnst
2	32010-05890	Tire	2	2	2					Pst,23×9-10-16PR
	70000-74120	Tire	(2)	(2)	(2)					Pst
	(A=241AC4829-)(B=241AC4829-)(C=241AC4829-)									
	1961-41034	Tire	2	2	2					Pnst
	32010-00240	Tire				2				Pst,28×9-15-12PR
	1961-41021	Tire				2				Pnst
3	32030-00830	Rim, wheel	2	2	2					NMB 6.50F×10TB
	70000-02200	Rim, wheel	(2)	(2)	(2)					NMB 6.50F×10TB
	32030-00850	Rim, wheel				2				NMB 7.00T×15
	70000-02220	Rim, wheel				(2)				NMB 7.00T×15

Note :

Fig.1140B FRONT WHEEL  
[Nst,Wht/Gnt],Opt

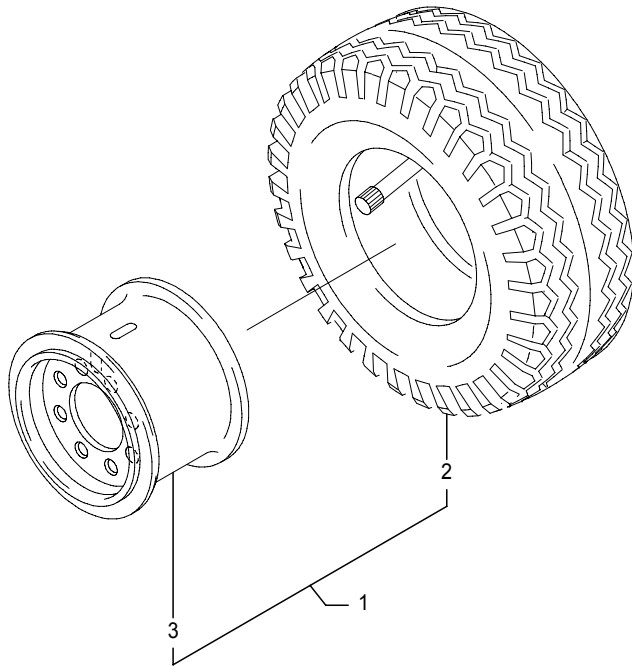


Fig.1140B FRONT WHEEL  
[Nst,Wht/Gnt],Opt

(A)=FB20P (D)=FB30P  
(B)=FB25P (E)=  
(C)=FB28P (F)=

No.	Parts No.	Parts Name	(A)	(B)	(C)	(D)	(E)	(F)	i/a	Remarks
1	14300-41711	Wheel ass'y, front	2	2	2					Wht
	14300-44020	Wheel ass'y, front				2				Wht
	14300-41401	Wheel ass'y, front	2	2	2					Gnt
	14300-52810	Wheel ass'y, front				2				Gnt
2	32010-02060	Tire	2	2	2					Wht, 23×9-10 SOLID
	32010-03820	Tire				2				Wht, 23×9-15 SOLID
	32010-02930	Tire	2	2	2					Gnt, 23×9-10 SOLID
	32010-03420	Tire				2				Gnt, 23×9-15 SOLID
3	70000-02200	Rim, wheel	2	2	2					6.50×10TB
	32030-00830	Rim, wheel	2	2	2					6.50×10TB
	70000-02220	Rim, wheel				2				7.00T×15IR
	32030-00850	Rim, wheel				2				7.00T×15IR

Note : Chain, earth required.(See Fig.5000J)

Fig.1140C FRONT WHEEL  
FB20P-28P, Double tire

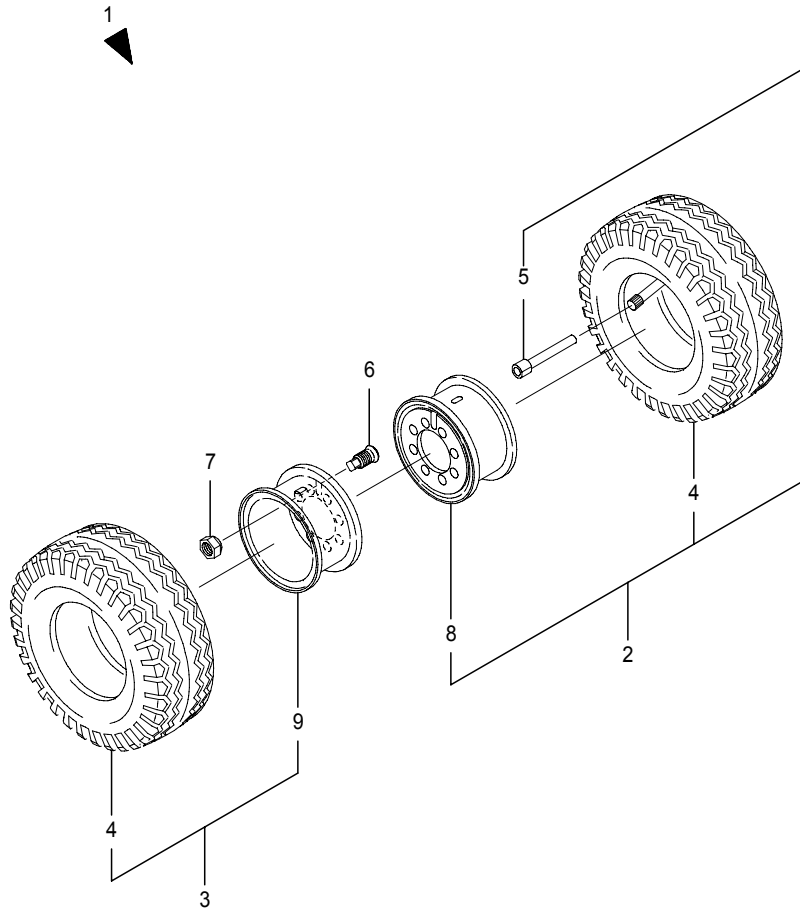


Fig.1140C FRONT WHEEL  
FB20P-28P, Double tire

(A)=FB20P (D)=FB30P  
(B)=FB25P (E)=  
(C)=FB28P (F)=

No.	Parts No.	Parts Name	(A)	(B)	(C)	(D)	(E)	(F)	i/a	Remarks	
1	50002-18950	Wheel ass'y, double	1	1	1					Pwt	
	50002-18960	Wheel ass'y, double	1	1	1					Pwt, CS/FCS/RP	
	14300-70240	Wheel ass'y, double	1	1	1					Pnwt	
	14300-70250	Wheel ass'y, double	1	1	1					Pnwt, CS/FCS/RP	
	14300-56661	Wheel ass'y, double	1	1	1					Snow tire, Pwt	
	14300-56921	Wheel ass'y, double	1	1	1					Snow tire, Pwt, CS/FCS/RP	
	50002-12890	Wheel ass'y, double	1	1	1					Snow tire, Pnwt	
	50002-12900	Wheel ass'y, double	1	1	1					Snow tire, Pnwt, CS/FCS/RP	
	14300-72901	Wheel ass'y, double	1	1	1					DUNLOP	
50002-83130	Wheel ass'y, double	1	1	1					DUNLOP, CS/FCS/RP		
2	50002-07460	Wheel ass'y	1	1	1					Pwt	
	14300-70260	Wheel ass'y, inner	1	1	1					Pnwt	
	14300-45951	Wheel ass'y, inner	1	1	1					Snow tire, Pwt	
	50002-12910	Wheel ass'y, inner	1	1	1					Snow tire, Pnwt	
	14300-72910	Wheel ass'y, inner	1	1	1					DUNLOP	
3	50002-07470	Wheel ass'y	1	1	1					Pwt	
	14300-70270	Wheel ass'y, outer	1	1	1					Pnwt	
	14300-45960	Wheel ass'y, outer	1	1	1					Snow tire, Pwt	
	50002-12940	Wheel ass'y, outer	1	1	1					Snow tire, Pnwt	
	14300-41940	Wheel ass'y, outer	1	1	1					DUNLOP	
4	32010-05930	Tire ass'y	2	2	2					Pwt	
	32010-04270	Tire	2	2	2					Pnwt	
	32010-02100	Tire	2	2	2					Snow tire, Pwt	
	70000-48950	Tire	2	2	2					Snow tire, Pnwt	
	1960-41001	Tire	2	2	2					DUNLOP	
5	1961-61004	Extention, tube	1	1	1						
	6	14300-41960	Nut, inner	8	8	8					
		14300-41970	Nut, outer	8	8	8					
7	14300-44990	Nut, outer	8	8	8					CS/FCS/RP	
	8	70000-02300	Rim, wheel	1	1	1					
9	70000-02290	Rim, wheel	1	1	1						

Note :

Fig.1140D FRONT WHEEL  
FB30P, Double tire

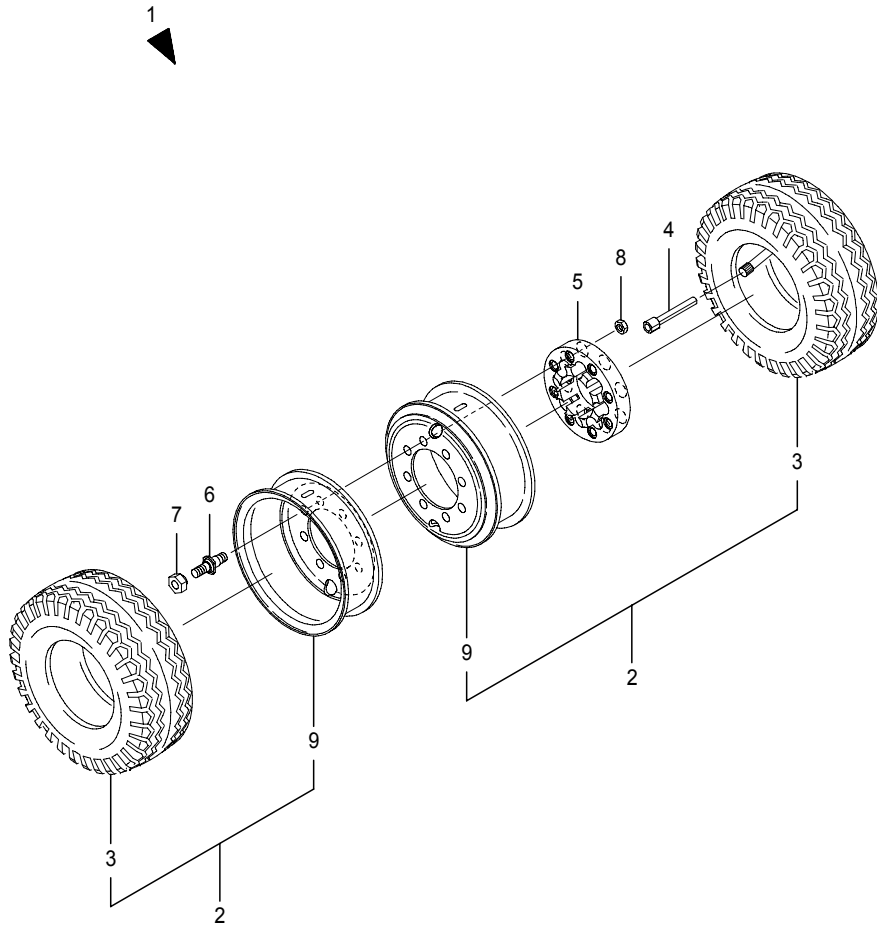


Fig.1140D FRONT WHEEL  
FB30P, Double tire

(A)=FB20P (D)=FB30P  
(B)=FB25P (E)=  
(C)=FB28P (F)=

No.	Parts No.	Parts Name	(A) (B) (C) (D) (E) (F)	i/a	Remarks
1	50002-18970	Wheel ass'y, double		1	Pwt
	50002-18980	Wheel ass'y, double		1	Pwt, CS/FCS/RP
	14300-49430	Wheel ass'y, double		1	Pnwt
	14300-58260	Wheel ass'y, double		1	Pnwt, CS/FCS/RP
	50002-73360	Wheel ass'y, double		1	Snow tire
	50002-73370	Wheel ass'y, double		1	Snow tire, CS/FCS/RP
2	50002-07480	Wheel ass'y		2	Pwt
	14300-49440	Wheel ass'y		2	Pnwt
	50002-73380	Wheel ass'y		2	Snow tire
3	70000-47830	Tire ass'y		2	Pwt
	32010-04260	Tire		2	Pnwt
	70000-60250	Tire		2	Snow tire
4	1960-21010	Extention, tube		1	
5	14300-44651	Spacer		1	
6	4320-23131	Bolt, hub		8	
7	4320-23140	Nut, hub		8	
	4320-28300	Nut, hub		8	CS/FCS/RP
8	0000-20020	Nut		8	
9	70000-02240	Rim, wheel		2	Pwt
	70000-02250	Rim, wheel		2	Pnwt

Note :

Fig.1150 FRONT AXLE FIT.

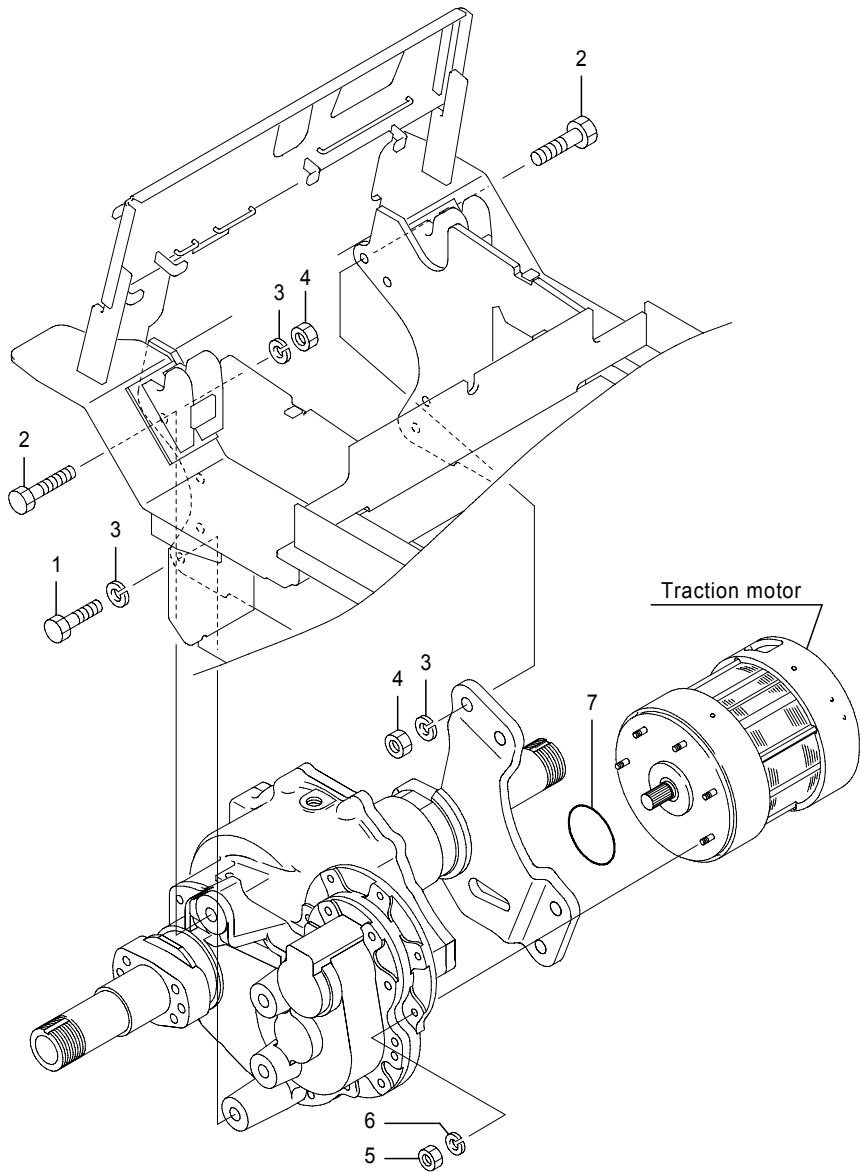


Fig.1150 FRONT AXLE FIT.

(A)=FB20P (D)=FB30P  
 (B)=FB25P (E)=  
 (C)=FB28P (F)=

No.	Parts No.	Parts Name	(A)	(B)	(C)	(D)	(E)	(F)	i/a	Remarks
1	0022-20050	Bolt	3	3	3	3				
	31010-04540	Bolt	3	3	3	3				CS/FCS/RP
2	0022-20065	Bolt	5	5	5	5				
	31010-04550	Bolt	5	5	5	5				CS/FCS/RP
3	0000-70020	Washer, lock	8	8	8	8				
4	0000-20020	Nut	5	5	5	5				
	0000-24020	Nut	5	5	5	5				CS/FCS/RP
5	0000-20010	Nut	5	5	5	5				
	0000-24010	Nut	5	5	5	5				CS/FCS/RP
6	0000-70010	Washer, lock	5	5	5	5				
7	0350-11200	Ring, O	1	1	1	1				

Note :



Fig.1230 REAR AXLE 1

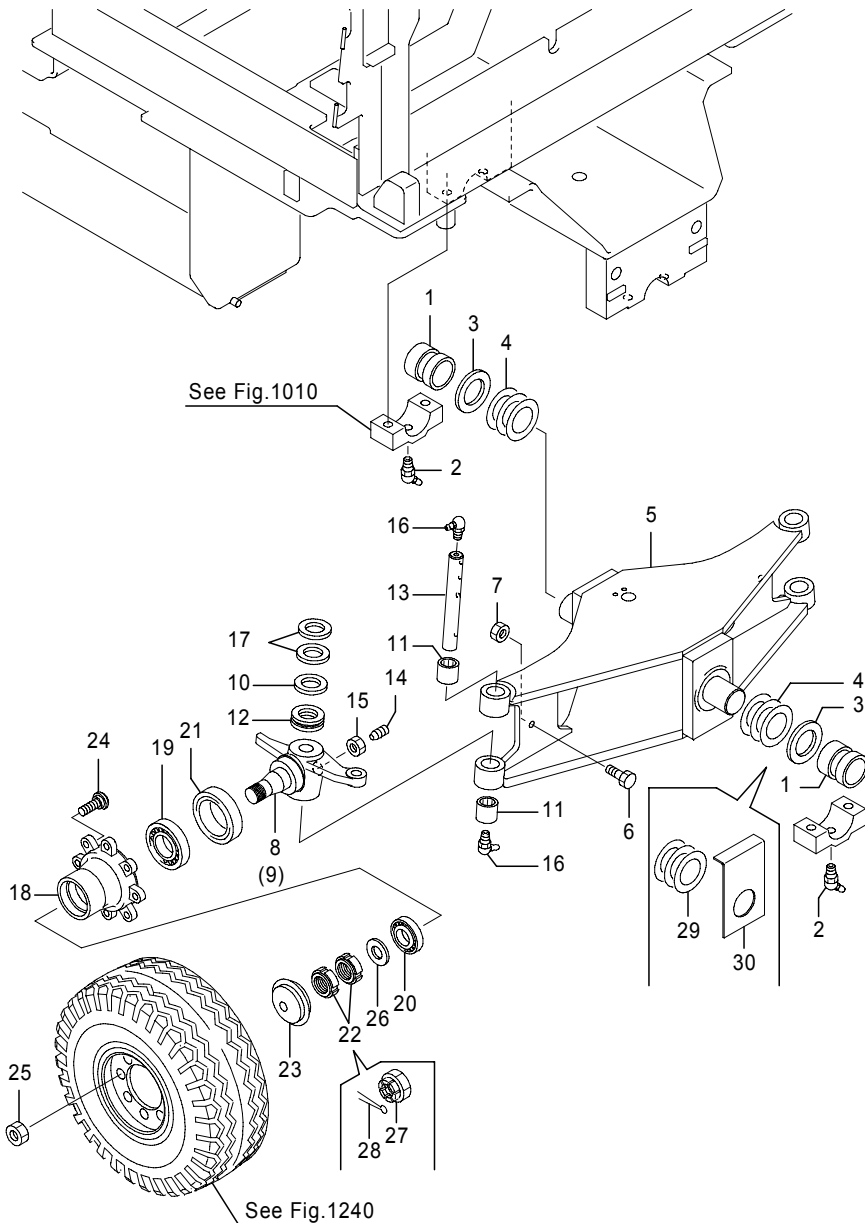


Fig.1230 REAR AXLE 1

(A)=FB20P (D)=FB30P  
 (B)=FB25P (E)=  
 (C)=FB28P (F)=

No.	Parts No.	Parts Name	(A)	(B)	(C)	(D)	(E)	(F)	i/a	Remarks
1	31220-10900	Bushing	2	2	2	2				
1-1	31220-11410	Bushing (A=241AC2235-)(B=241AC2235-)(C=241AC2235-)(D=251AC0235-)	2	2	2	2			↓	
2	0280-10010	Nipple, grease	2	2	2	2				
	0281-10010	Nipple, grease	2	2	2	2				CS/FCS/RP/DRP
3	14300-00800	Shim, axleshaft (A=-241AC2596)(B=-241AC2596)(C=-241AC2596)(D=-251AC0270)	1	1	1	1				t2.3
	14300-00790	Shim, axleshaft (A=-241AC2596)(B=-241AC2596)(C=-241AC2596)(D=-251AC0270)	1	1	1	1				t3.2
4	14300-00810	Shim, axleshaft (A=-241AC2596)(B=-241AC2596)(C=-241AC2596)(D=-251AC0270)	AR	AR	AR	AR				t0.5
	14300-02920	Shim, axleshaft (A=-241AC2596)(B=-241AC2596)(C=-241AC2596)(D=-251AC0270)	AR	AR	AR	AR				t1.0
5	14300-00203	Axle comp.	1	1	1					
5-1	14300-00205	Axle comp. (A=241AC5385-)(B=241AC5385-)(C=241AC5385-)	1	1	1				↑	
5	14300-00193	Axle comp.					1			
5-1	14300-00195	Axle comp. (D=251AC0735-)					1		↑	
6	0124-16040	Bolt	1	1	1	1				CS/FCS/RP/DRP
7	0000-30016	Nut, jam	2	2	2	2				
	0000-34016	Nut, jam	2	2	2	2				CS/FCS/RP/DRP
8	14300-62970	Knuckle(L)	1	1	1	1				
8-1	14300-62971	Knuckle(L) (A=241AC2446-)(B=241AC2446-)(C=241AC2446-)(D=251AC0258-)	1	1	1	1			×	*1
9	14300-62980	Knuckle(R)	1	1	1	1				
9-1	14300-62981	Knuckle(R) (A=241AC2446-)(B=241AC2446-)(C=241AC2446-)(D=251AC0258-)	1	1	1	1			×	*1
10	4320-34030	Spacer	2	2	2	2				
11	1901-55103	Bearing	4	4	4	4				
12	1901-55015	Bearing	2	2	2	2				
13	14300-00760	Pin, king	2	2	2	2				
14	0210-10030	Screw, set	2	2	2	2				
15	0000-00010	Nut	2	2	2	2				

Note : \*1 Interchangeable with Item27 and Item28.

\*2 To be added to the trucks up to 241AC2338 as well during periodical maintenance.

Fig.1230 REAR AXLE 1

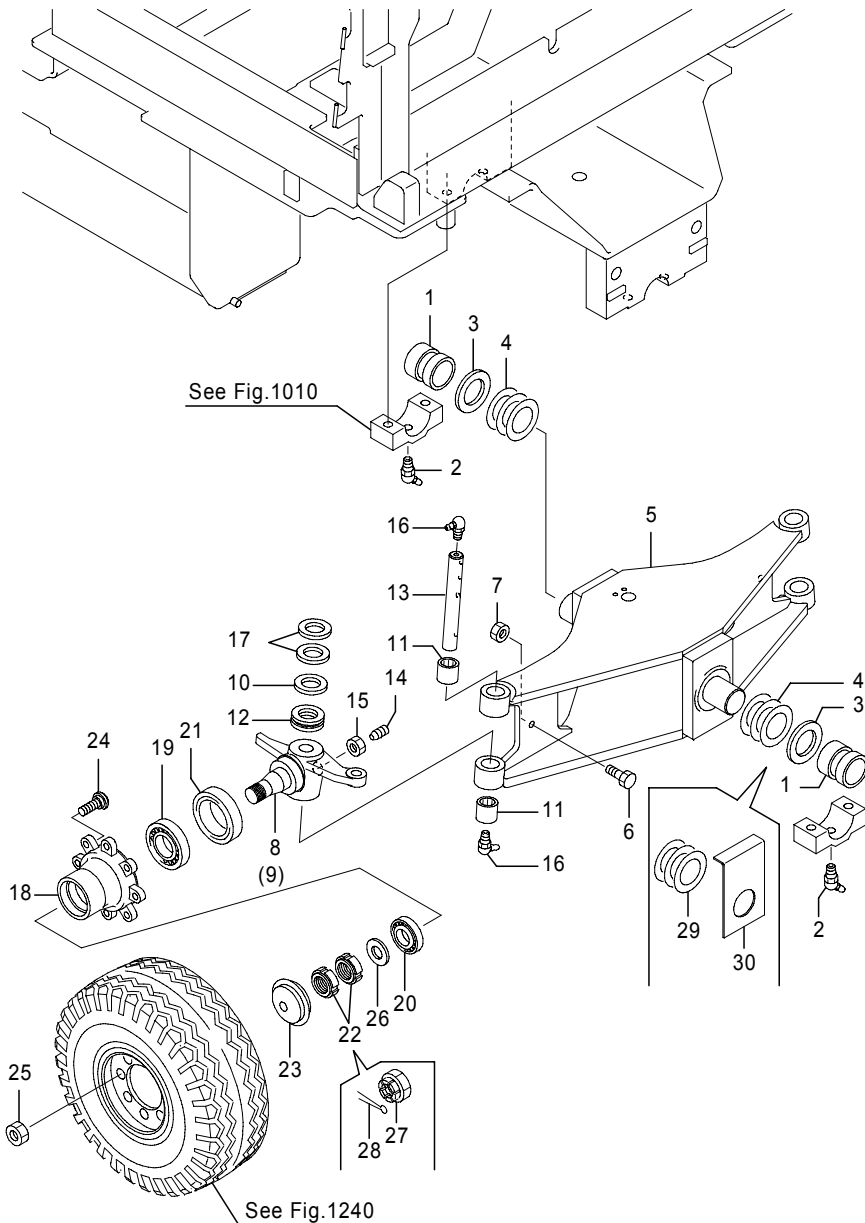


Fig.1230 REAR AXLE 1

(A)=FB20P (D)=FB30P  
 (B)=FB25P (E)=  
 (C)=FB28P (F)=

No.	Parts No.	Parts Name	(A)	(B)	(C)	(D)	(E)	(F)	i/a	Remarks
16	1906-39012	Nipple, grease	4	4	4	4				
	0281-10010	Nipple, grease	4	4	4	4				CS/FCS/RP/DRP
17	4320-32020	Shim	AR	AR	AR	AR				t0.2
18	4321-30390	Hub, wheel	2	2	2					
	14300-00770	Hub, wheel				2				
19	0415-30211	Bearing, radial rolling	2	2	2	2				
20	0415-30206	Bearing, radial rolling	2	2	2	2				
21	1902-15060	Seal, oil	2	2	2	2				
22	31030-02760	Nut comp., hard lock	2	2	2	2				HLB-06
	(A=-241AC2445)(B=-241AC2445)(C=-241AC2445)(D=-251AC0257)									
23	4300-31070	Cap, hub	2	2	2	2				
24	4210-23260	Bolt, hub	16	16	16					
24-1	70000-33810	Bolt, hub	16	16	16					↑
	(A=241AC2067-)(B=241AC2067-)(C=241AC2067-)									
24	14300-13760	Bolt, hub				16				
25	14300-12560	Nut, hub	16	16	16	16				
	14300-13820	Nut, hub	16	16	16	16				CS/FCS/RP
	14300-13820	Nut, hub	16	16	16	16				CS/FCS/RP/DRP
26	0000-72030	Washer, plain	2	2	2	2				*2
	(A=241AC2339-)(B=241AC2339-)(C=241AC2339-)(D=251AC0249-)									
26-1	50002-43620	Washer, plain	2	2	2	2				↑
	(A=241AC2446-)(B=241AC2446-)(C=241AC2446-)(D=251AC0258-)									
27	50002-43780	Nut	2	2	2	2				
	(A=241AC2446-)(B=241AC2446-)(C=241AC2446-)(D=251AC0258-)									
28	0302-60040	Pin, cotter	2	2	2	2				
	(A=241AC2446-)(B=241AC2446-)(C=241AC2446-)(D=251AC0258-)									
29	50002-13120	Shim, axleshaft	AR	AR	AR	AR				t0.3
	(A=241AC2597-)(B=241AC2597-)(C=241AC2597-)(D=251AC0271-)									
	50002-13130	Shim, axleshaft	AR	AR	AR	AR				t0.5
	(A=241AC2597-)(B=241AC2597-)(C=241AC2597-)(D=251AC0271-)									
	50002-13140	Shim, axleshaft	AR	AR	AR	AR				t1.0
	(A=241AC2597-)(B=241AC2597-)(C=241AC2597-)(D=251AC0271-)									
30	50002-63970	Shim, axleshaft(2)	AR	AR	AR					
	(A=241AC2597-)(B=241AC2597-)(C=241AC2597-)									

Note : \*1 Interchangeable with Item27 and Item28.

\*2 To be added to the trucks up to 241AC2338 as well during periodical maintenance.

Fig.1230 REAR AXLE 1

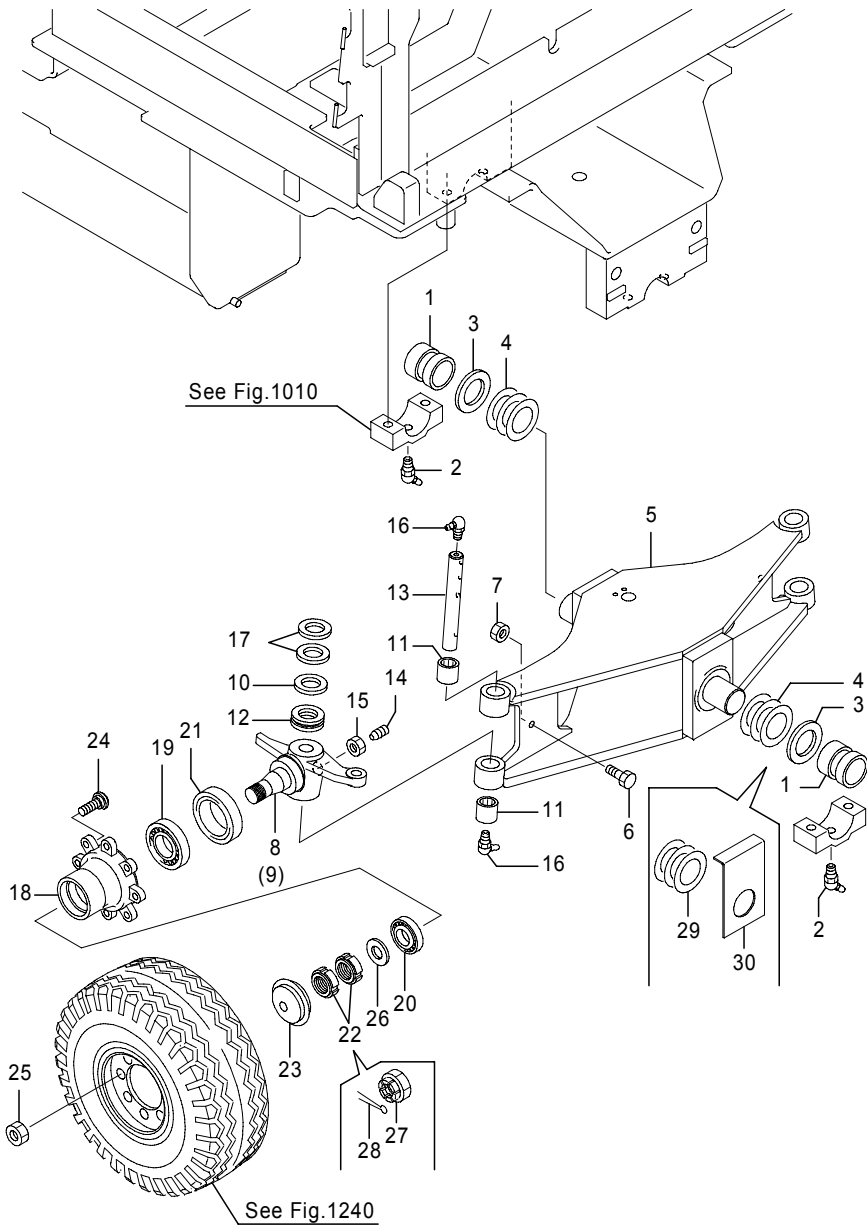


Fig.1230 REAR AXLE 1

(A)=FB20P (D)=FB30P  
 (B)=FB25P (E)=  
 (C)=FB28P (F)=

No.	Parts No.	Parts Name	(A)	(B)	(C)	(D)	(E)	(F)	i/a	Remarks
-----	-----------	------------	-----	-----	-----	-----	-----	-----	-----	---------

30	50002-63980	Shim, axleshaft(2) (D=251AC0271-)							AR	
----	-------------	--------------------------------------	--	--	--	--	--	--	----	--

---



---



---



---



---



---



---



---



---



---

Note : \*1 Interchangeable with Item27 and Item28.  
 \*2 To be added to the trucks up to 241AC2338 as well during periodical maintenance.

Fig.1231 REAR AXLE 2

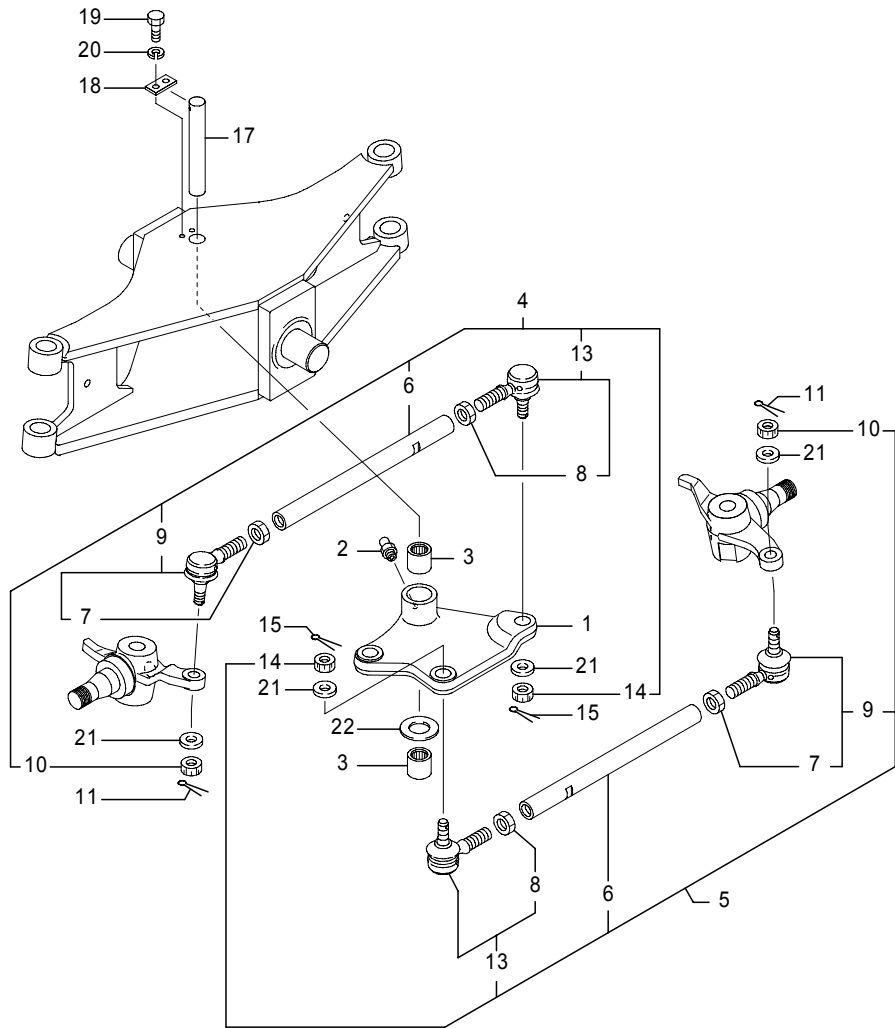


Fig.1231 REAR AXLE 2

(A)=FB20P (D)=FB30P  
 (B)=FB25P (E)=  
 (C)=FB28P (F)=

No.	Parts No.	Parts Name	(A)	(B)	(C)	(D)	(E)	(F)	i/a	Remarks
1	14300-62961	Arm, center	1	1	1	1				
2	1906-39011	Nipple, grease	1	1	1	1				
	0281-00010	Nipple, grease	1	1	1	1				CS/FCS/RP/DRP
3	1901-55014	Bearing	2	2	2	2				
4	14300-67550	Rod comp., tie(L)	1	1	1					
	14300-67570	Rod comp., tie(L)				1				
5	14300-67540	Rod comp., tie(R)	1	1	1					
	14300-67560	Rod comp., tie(R)				1				
6	14300-00660	Rod, tie	2	2	2					
	14300-00650	Rod, tie				2				
7	0000-30922	Nut, jam	2	2	2	2				
8	0000-30022	Nut(L), jam	2	2	2	2				
9	31230-02540	End ass'y, rod(L)	2	2	2	2				
10	31030-03720	Nut, castle	2	2	2	2				
	0000-64018	Nut, castle	2	2	2	2				CS/FCS/RP/DRP
11	0302-04035	Pin, cotter	2	2	2	2				
13	31230-02530	End ass'y, rod(R)	2	2	2	2				
14	31030-03720	Nut, castle	2	2	2	2				
	14400-23090	Nut, castle	2	2	2	2				CS/FCS/RP/DRP
15	0302-04035	Pin, cotter	2	2	2	2				
17	14300-00680	Pin, center arm	1	1	1	1				
18	4320-31110	Plate, set	1	1	1	1				
19	0010-08016	Bolt	2	2	2	2				
	0014-08016	Bolt	2	2	2	2				CS/FCS/RP/DRP
20	0000-70008	Washer, lock	2	2	2	2				
	0000-50008	Washer, lock	2	2	2	2				CS/FCS/RP/DRP
21	0000-86019	Washer	4	4	4	4				
22	14300-66640	Spacer	1	1	1	1				

Note :

Fig.1240A REAR WHEEL  
FB20P-28P,[Pst/Pnst]

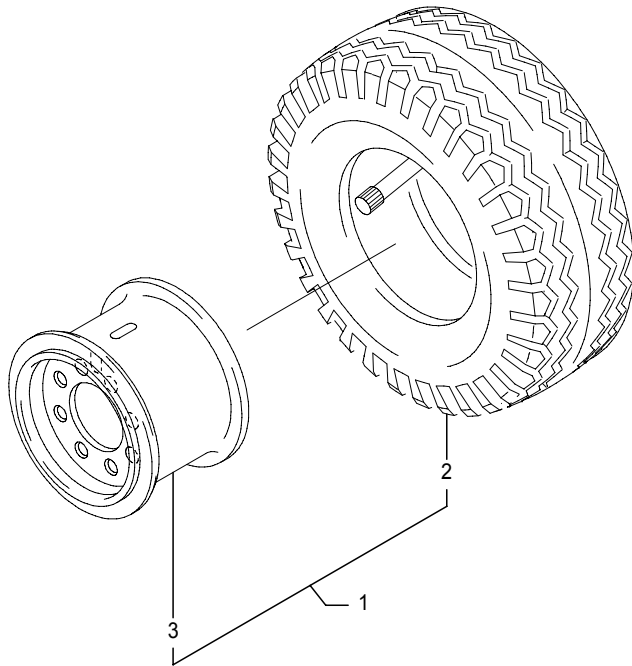


Fig.1240A REAR WHEEL  
FB20P-28P,[Pst/Pnst]

(A)=FB20P (D)=FB30P  
(B)=FB25P (E)=  
(C)=FB28P (F)=

No.	Parts No.	Parts Name	(A)	(B)	(C)	(D)	(E)	(F)	i/a	Remarks
1	14300-73550	Wheel ass'y	2	2	2					Pst
	52002-68730	Wheel ass'y	(2)	(2)	(2)					Pst
	(A=241AC4829-)(B=241AC4829-)(C=241AC4829-)									
	14300-01340	Wheel ass'y	2	2	2					Pnst
2	32010-05880	Tire	2	2	2					Pst,18×7-8-14PR
	70000-74130	Tire	(2)	(2)	(2)					Pst
	(A=241AC4829-)(B=241AC4829-)(C=241AC4829-)									
	1961-41020	Tire	2	2	2					Pnst,18×7-8 solid
3	32030-00820	Rim, wheel	2	2	2					4.33R×8TB
	70000-02190	Rim, wheel	(2)	(2)	(2)					4.33R×8TB

Note : Location:See fig.1230

Fig.1240B REAR WHEEL  
 FB20P-28P,[Nst,Wht/Gnt],Opt

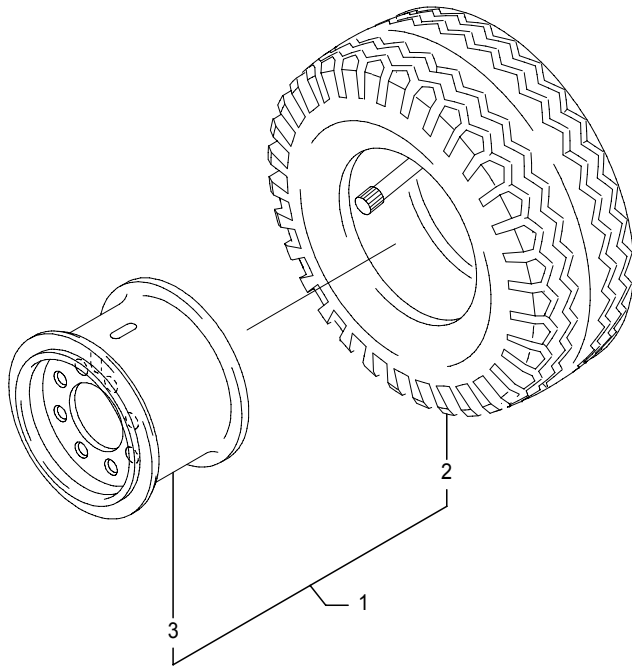


Fig.1240B REAR WHEEL  
 FB20P-28P,[Nst,Wht/Gnt],Opt

(A)=FB20P (D)=FB30P  
 (B)=FB25P (E)=  
 (C)=FB28P (F)=

No.	Parts No.	Parts Name	(A)	(B)	(C)	(D)	(E)	(F)	i/a	Remarks
1	14300-41720	Wheel ass'y, rear	2	2	2					Wht
	14300-41410	Wheel ass'y, rear	2	2	2					Gnt
2	32010-03330	Tire	2	2	2					Wht, 18×7-8 SOLID
	32010-03110	Tire	2	2	2					Gnt, 18×7-8 SOLID
3	1930-84020	Rim, wheel	2	2	2					4.33R×8TB
3-1	32030-00820	Rim, wheel	2	2	2				↕	4.33R×8TB
	(A=241AC5580-)(B=241AC5580-)(C=241AC5580-)									
	70000-02190	Rim, wheel	(2)	(2)	(2)				↕	4.33R×8TB
	(A=241AC5580-)(B=241AC5580-)(C=241AC5580-)									

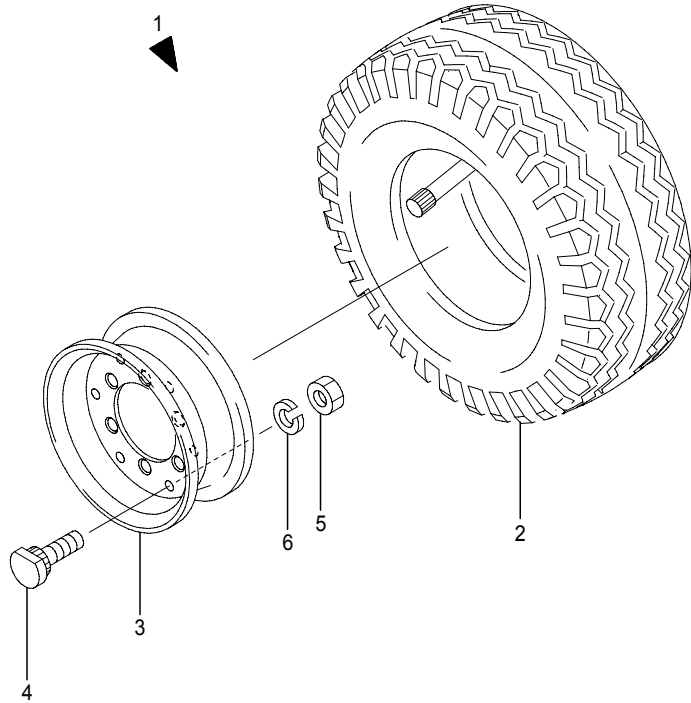
Note : Location:See fig.1230  
 Chain, earth required.(See Fig.5000J)

Fig.1240C REAR WHEEL  
FB30P,[Pst/Pnst]

Fig.1240C REAR WHEEL  
FB30P,[Pst/Pnst]

(A)=FB20P (D)=FB30P  
(B)=FB25P (E)=  
(C)=FB28P (F)=

No.	Parts No.	Parts Name	(A)	(B)	(C)	(D)	(E)	(F)	i/a	Remarks
1	14300-73730	Wheel ass'y							2	Pst
	14300-01162	Wheel ass'y							2	Pnst
2	32010-05930	Tire							2	Pst,6.50-10-10PR
	1961-41007	Tire							2	Pnst,6.50-10 solid
3	1930-94001	Rim, wheel							2	5.00F×10DT
4	14300-62360	Bolt							16	
5	0000-20012	Nut							16	
6	0000-70012	Washer, lock							16	



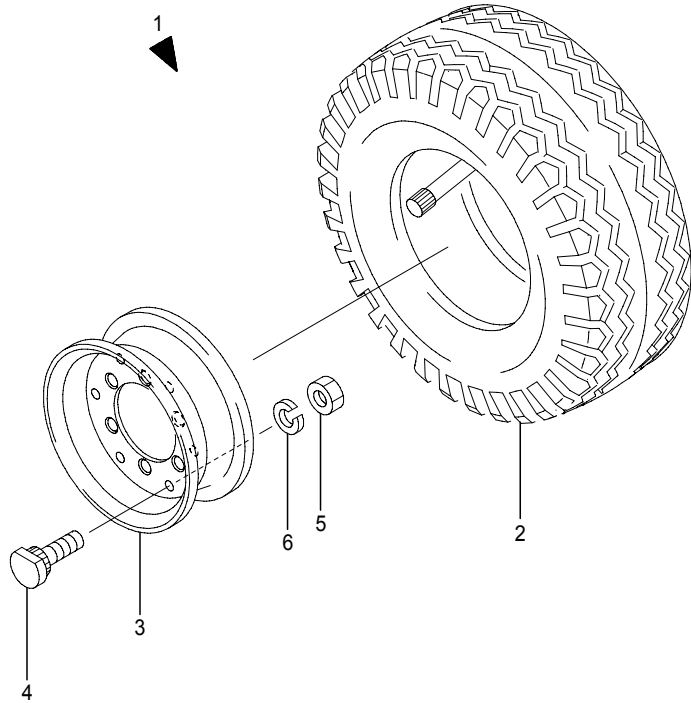
Note : Location:See fig.1230

Fig.1240D REAR WHEEL  
 FB30P,[Nst,Wht/Gnt],Opt

Fig.1240D REAR WHEEL  
 FB30P,[Nst,Wht/Gnt],Opt

(A)=FB20P (D)=FB30P  
 (B)=FB25P (E)=  
 (C)=FB28P (F)=

No.	Parts No.	Parts Name	(A) (B) (C) (D) (E) (F)	i/a	Remarks
1	14300-44033	Wheel ass'y, rear		2	Wht
	14300-52802	Wheel ass'y, rear		2	Gnt
2	32010-02620	Tire		2	Wht, 6.50-10 SOLID
	32010-03380	Tire		2	Gnt, 6.50-10 SOLID
3	1930-94001	Rim, wheel		2	5.00F×10DT
4	14300-62360	Bolt		16	
5	0000-20012	Nut		16	
6	0000-70012	Washer, lock		16	



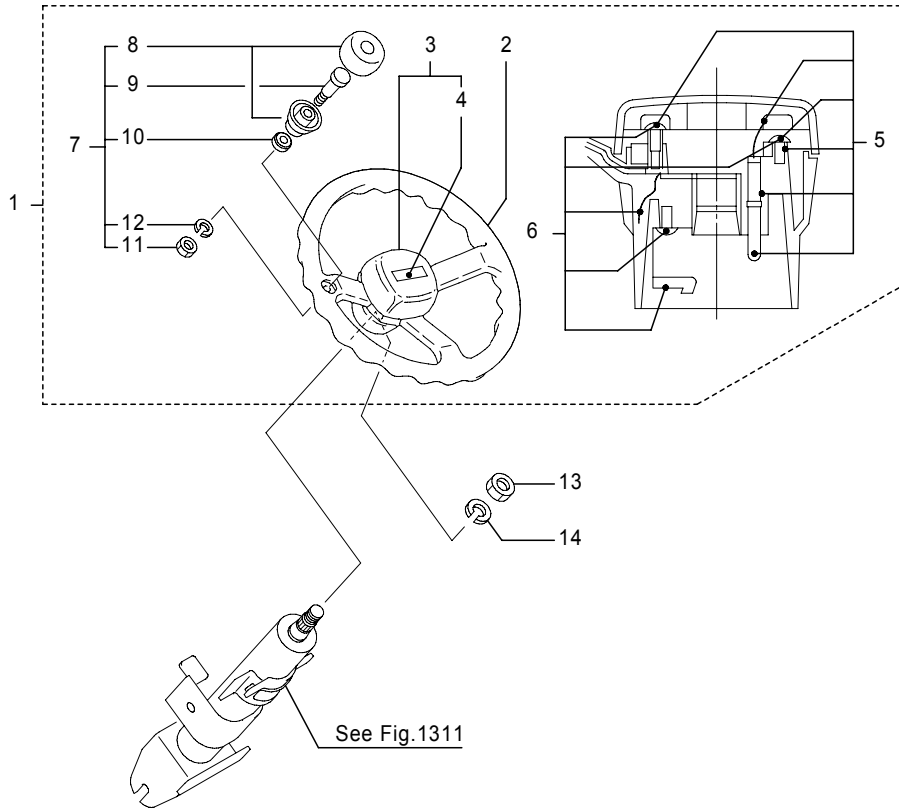
Note : Location:See fig.1230  
 Chain, earth required.(See Fig.5000J)



Fig.1310A1 STEERING LINKAGE 1  
STEERING WHEEL(-241AC3101, -251AC0317)

Fig.1310A1 STEERING LINKAGE 1  
STEERING WHEEL(-241AC3101, -251AC0317)

(A)=FB20P (D)=FB30P  
(B)=FB25P (E)=  
(C)=FB28P (F)=



No.	Parts No.	Parts Name	(A)	(B)	(C)	(D)	(E)	(F)	i/a	Remarks
1	14300-58520	Wheel ass'y, steering	1	1	1	1				
2	32911-03150	Wheel, steering	1	1	1	1				
3	36611-00000	Pad ass'y	1	1	1	1				
4	38790-00590	Ornament comp.	1	1	1	1				[NICHYU]
5	32911-00850	Plunger ass'y	1	1	1	1				
6	70001-60060	Brush ass'y	1	1	1	1				
7	32911-03240	Knob ass'y	1	1	1	1				
8	14300-58530	Knob	1	1	1	1				
9	32911-03130	Shaft	1	1	1	1				
10	32911-03140	Bushing	1	1	1	1				
11	0000-00008	Nut	1	1	1	1				
12	0000-70008	Washer, lock	1	1	1	1				
13	0000-30014	Nut, jam	1	1	1	1				
14	0000-70014	Washer, lock	1	1	1	1				

Note :

Fig.1310A2 STEERING LINKAGE 1  
STEERING WHEEL(241AC3102-, 251AC0318-)

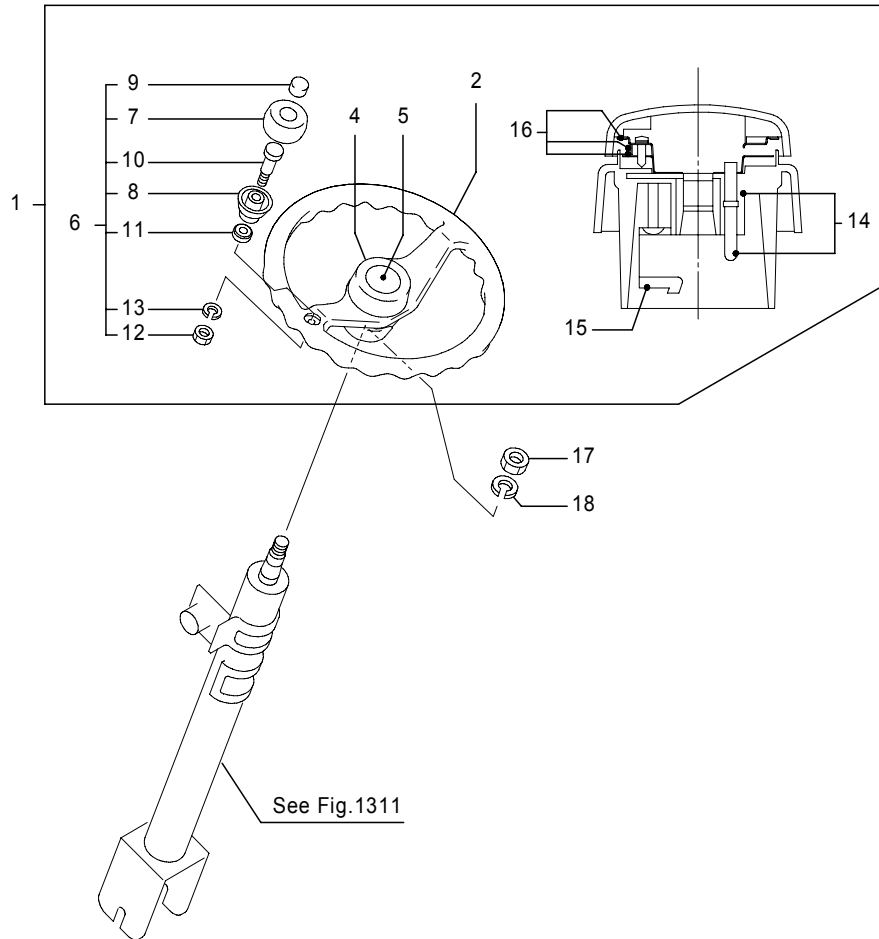


Fig.1310A2 STEERING LINKAGE 1  
STEERING WHEEL(241AC3102-, 251AC0318-)

(A)=FB20P (D)=FB30P  
(B)=FB25P (E)=  
(C)=FB28P (F)=

No.	Parts No.	Parts Name	(A)	(B)	(C)	(D)	(E)	(F)	i/a	Remarks
1	70000-42430	Wheel ass'y, steering	1	1	1	1				
1-1	70001-34170	Wheel ass'y, steering (A=241AC6266-)(B=241AC6266-)(C=241AC6266-)(D=251AC0881-)	1	1	1	1				↓
1-2	70001-52790	Wheel ass'y, steering (A=241AC6833-)(B=241AC6833-)(C=241AC6833-)(D=251AC1004-)	1	1	1	1				↑
2	70000-48930	Wheel, steering	1	1	1	1				
2-1	70001-52800	Wheel, steering (A=241AC6833-)(B=241AC6833-)(C=241AC6833-)(D=251AC1004-)	1	1	1	1				↓
4	70000-44410	Cap, horn	1	1	1	1				
4-1	70001-52820	Cap, horn (A=241AC6833-)(B=241AC6833-)(C=241AC6833-)(D=251AC1004-)	1	1	1	1				↓
5	50001-83870	Label, horn (A=-241AC6265)(B=-241AC6265)(C=-241AC6265)(D=-251AC0880)	1	1	1	1				
6	70000-44360	Knob ass'y	1	1	1	1				
6-1	70001-52810	Knob ass'y (A=241AC6833-)(B=241AC6833-)(C=241AC6833-)(D=251AC1004-)	1	1	1	1				
7	70000-44370	Knob	1	1	1	1				
8	70000-44380	Knob, insert	1	1	1	1				
9	70000-44390	Cap	1	1	1	1				
10	70000-44400	Shaft	1	1	1	1				
11	32911-03140	Bushing	1	1	1	1				
12	0000-00008	Nut	1	1	1	1				
13	0000-70008	Washer, lock	1	1	1	1				
14	70000-46900	Plunger ass'y	1	1	1	1				
15	70000-46920	Brush, horn	1	1	1	1				
15-1	70001-60060	Brush, horn	1	1	1	1				
16	70000-46910	Switch ass'y	1	1	1	1				
17	0000-30014	Nut, jam	1	1	1	1				
18	0000-70014	Washer, lock	1	1	1	1				

Note :

Fig.1310B1 STEERING LINKAGE 1  
For MHI, STEERING WHEEL (-241AC6690, -251AC0975)

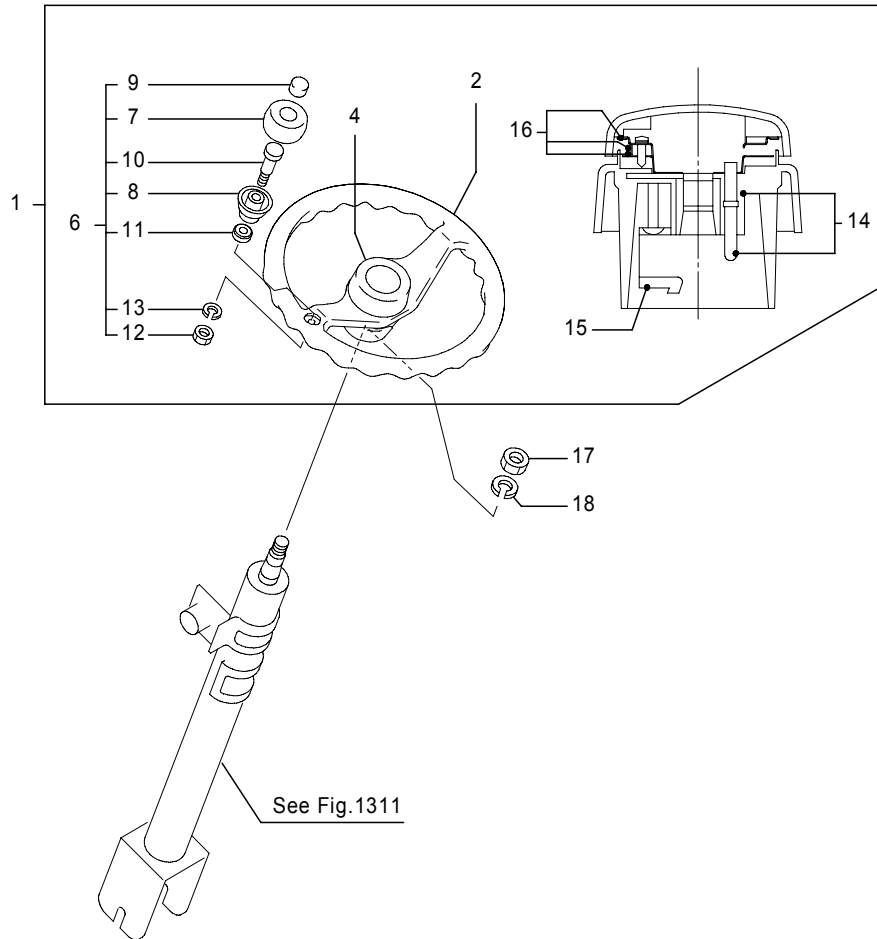


Fig.1310B1 STEERING LINKAGE 1  
For MHI, STEERING WHEEL (-241AC6690, -251AC0975)

(A)=FB20P (D)=FB30P  
(B)=FB25P (E)=  
(C)=FB28P (F)=

No.	Parts No.	Parts Name	(A)	(B)	(C)	(D)	(E)	(F)	i/a	Remarks
1	70001-34170	Wheel ass'y, steering	1	1	1	1				
2	70000-48930	Wheel, steering	1	1	1	1				
4	70000-44410	Cap, horn	1	1	1	1				
6	70000-44360	Knob ass'y	1	1	1	1				
7	70000-44370	Knob	1	1	1	1				
8	70000-44380	Knob, insert	1	1	1	1				
9	70000-44390	Cap	1	1	1	1				
10	70000-44400	Shaft	1	1	1	1				
11	32911-03140	Bushing	1	1	1	1				
12	0000-00008	Nut	1	1	1	1				
13	0000-70008	Washer, lock	1	1	1	1				
14	70000-46900	Plunger ass'y	1	1	1	1				
15	70000-46920	Brush, horn	1	1	1	1				
16	70000-46910	Switch ass'y	1	1	1	1				
17	0000-30014	Nut, jam	1	1	1	1				
18	0000-70014	Washer, lock	1	1	1	1				

Note :

Fig.1310B2 STEERING LINKAGE 1  
For MHI, STEERING WHEEL (241AC6691-, 251AC0976-)

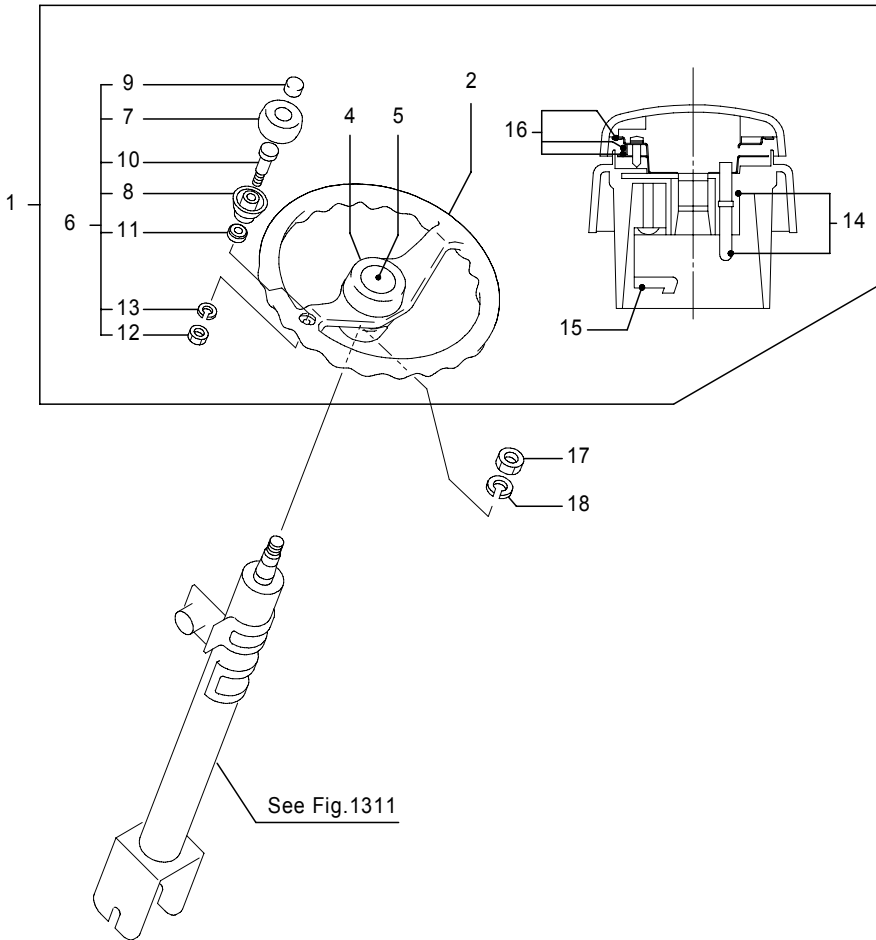


Fig.1310B2 STEERING LINKAGE 1  
For MHI, STEERING WHEEL (241AC6691-, 251AC0976-)

(A)=FB20P (D)=FB30P  
(B)=FB25P (E)=  
(C)=FB28P (F)=

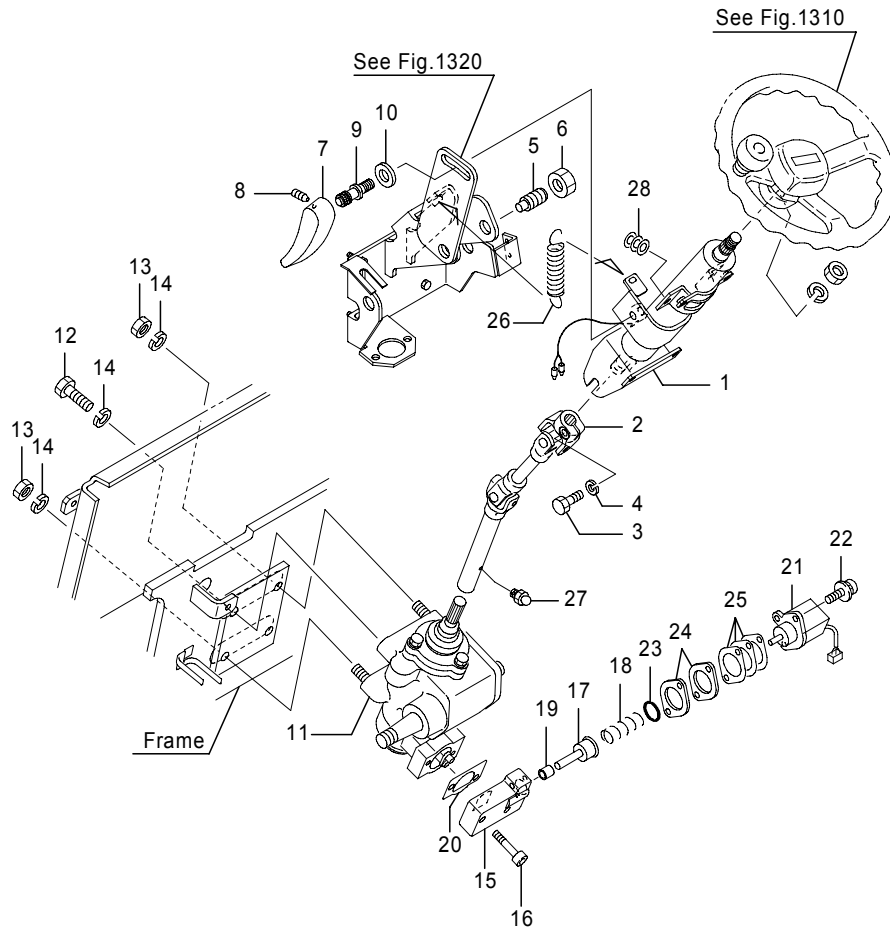
No.	Parts No.	Parts Name	(A)	(B)	(C)	(D)	(E)	(F)	i/a	Remarks
1	70001-34170	Wheel ass'y, steering	1	1	1	1				
1-1	70001-52790	Wheel ass'y, steering	1	1	1	1				↓
	(A=241AC6833-)(B=241AC6833-)(C=241AC6833-)(D=251AC1004-)									
2	70000-48930	Wheel, steering	1	1	1	1				
2-1	70001-52800	Wheel, steering	1	1	1	1				↓
	(A=241AC6833-)(B=241AC6833-)(C=241AC6833-)(D=251AC1004-)									
4	70000-44410	Cap, horn	1	1	1	1				
4-1	70001-52820	Cap, horn	1	1	1	1				↓
	(A=241AC6833-)(B=241AC6833-)(C=241AC6833-)(D=251AC1004-)									
6	70000-44360	Knob ass'y	1	1	1	1				
6-1	70001-52810	Knob ass'y	1	1	1	1				
	(A=241AC6833-)(B=241AC6833-)(C=241AC6833-)(D=251AC1004-)									
7	70000-44370	Knob	1	1	1	1				
8	70000-44380	Knob, insert	1	1	1	1				
9	70000-44390	Cap	1	1	1	1				
10	70000-44400	Shaft	1	1	1	1				
11	32911-03140	Bushing	1	1	1	1				
12	0000-00008	Nut	1	1	1	1				
13	0000-70008	Washer, lock	1	1	1	1				
14	70000-46900	Plunger ass'y	1	1	1	1				
15	70000-46920	Brush, horn	1	1	1	1				
15-1	70001-60060	Brush, horn	1	1	1	1				
16	70000-46910	Switch ass'y	1	1	1	1				
17	0000-30014	Nut, jam	1	1	1	1				
18	0000-70014	Washer, lock	1	1	1	1				

Note :

Fig.1311A STEERING LINKAGE 2

Fig.1311A STEERING LINKAGE 2

(A)=FB20P (D)=FB30P  
 (B)=FB25P (E)=  
 (C)=FB28P (F)=



No.	Parts No.	Parts Name	(A)	(B)	(C)	(D)	(E)	(F)	i/a	Remarks
1	14300-58881	Column ass'y	1	1	1	1				
2	14300-58892	Joint	1	1	1	1				
	14300-61522	Joint	1	1	1	1				650/730Ah
3	0012-08025	Bolt	1	1	1	1				
4	0000-70008	Washer, lock	1	1	1	1				
5	14300-37410	Bolt, handle	1	1	1	1				
6	0000-30016	Nut, jam	1	1	1	1				
7	14300-62261	Handle	1	1	1	1				
8	0210-04010	Screw, set	1	1	1	1				
9	14300-62270	Bolt	1	1	1	1				
10	14300-67470	Washer	1	1	1	1				
11	32910-01521	Box ass'y, steering	1	1	1	1				
11-1	50005-74151	Box ass'y, steering	1	1	1	1				↓
		(A=241AC7324-)(B=241AC7324-)(C=241AC7324-)(D=251AC1076-)								
12	0022-12030	Bolt	2	2	2	2				
13	0000-20012	Nut	2	2	2	2				
14	0000-70012	Washer, lock	4	4	4	4				
15	14300-57650	Housing, potentiometer	1	1	1	1				
15-1	50007-63641	Housing, potentiometer	1	1	1	1				↓
		(A=241AC7779-)(B=241AC7779-)(C=241AC7779-)(D=251AC1136-)								
16	0270-05025	Screw, cap	2	2	2	2				
17	14300-50571	Shaft	1	1	1	1				
18	14300-50580	Spring	1	1	1	1				
19	31220-11340	Bushing	1	1	1	1				
20	14300-57760	Gasket	1	1	1	1				
20-1	50007-91650	Gasket	1	1	1	1				↓
		(A=241AC7673-)(B=241AC7673-)(C=241AC7673-)(D=251AC1126-)								
21	38920-00550	Potentiometer	1	1	1	1				
22	0075-05020	Screw, w/washers	2	2	2	2				
23	0350-00160	Ring, O	1	1	1	1				
24	15400-01051	Spacer	2	2	2	2				
25	15400-01020	Shim	AR	AR	AR	AR				t0.2
	15400-01030	Shim	AR	AR	AR	AR				t1.0
26	14300-62990	Spring	1	1	1	1				
27	4643-61880	Nipple, grease	1	1	1	1				

Note :



Fig.1312A STEERING LINKAGE 3

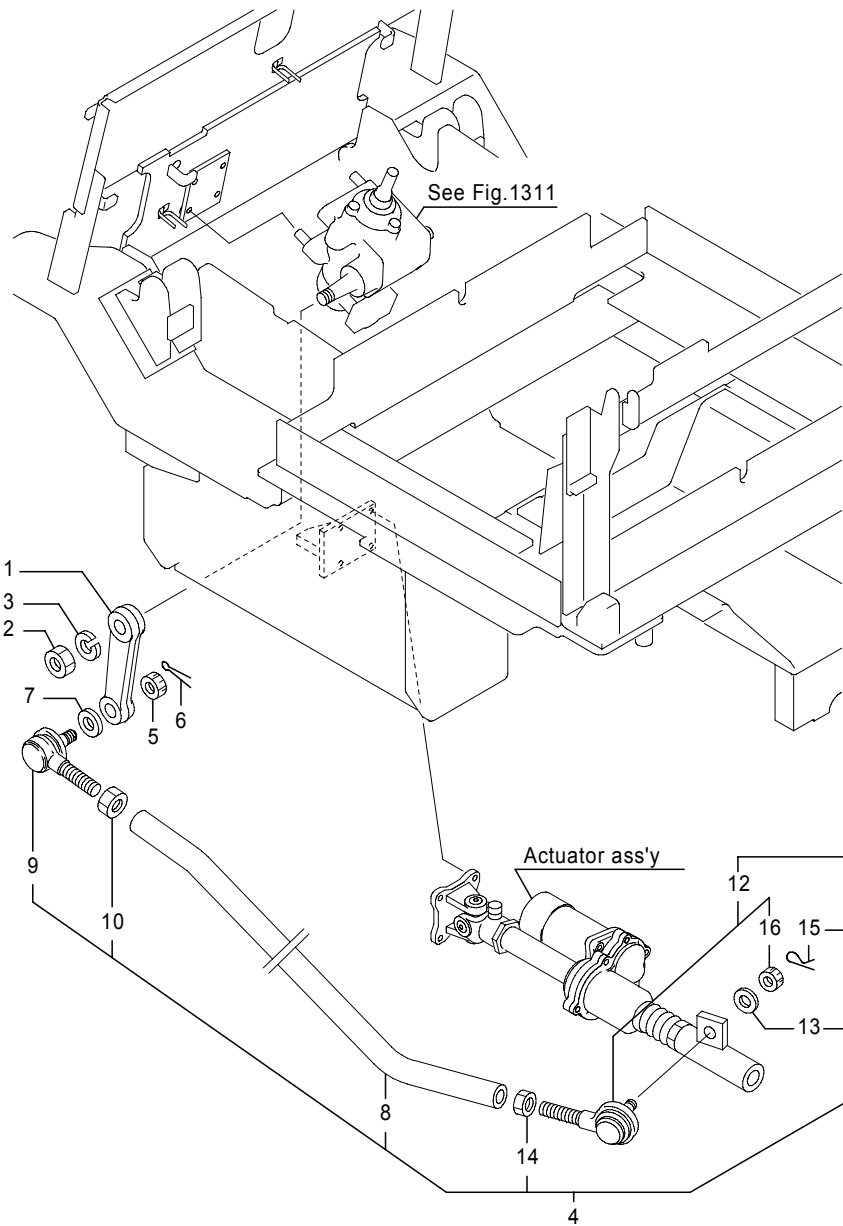


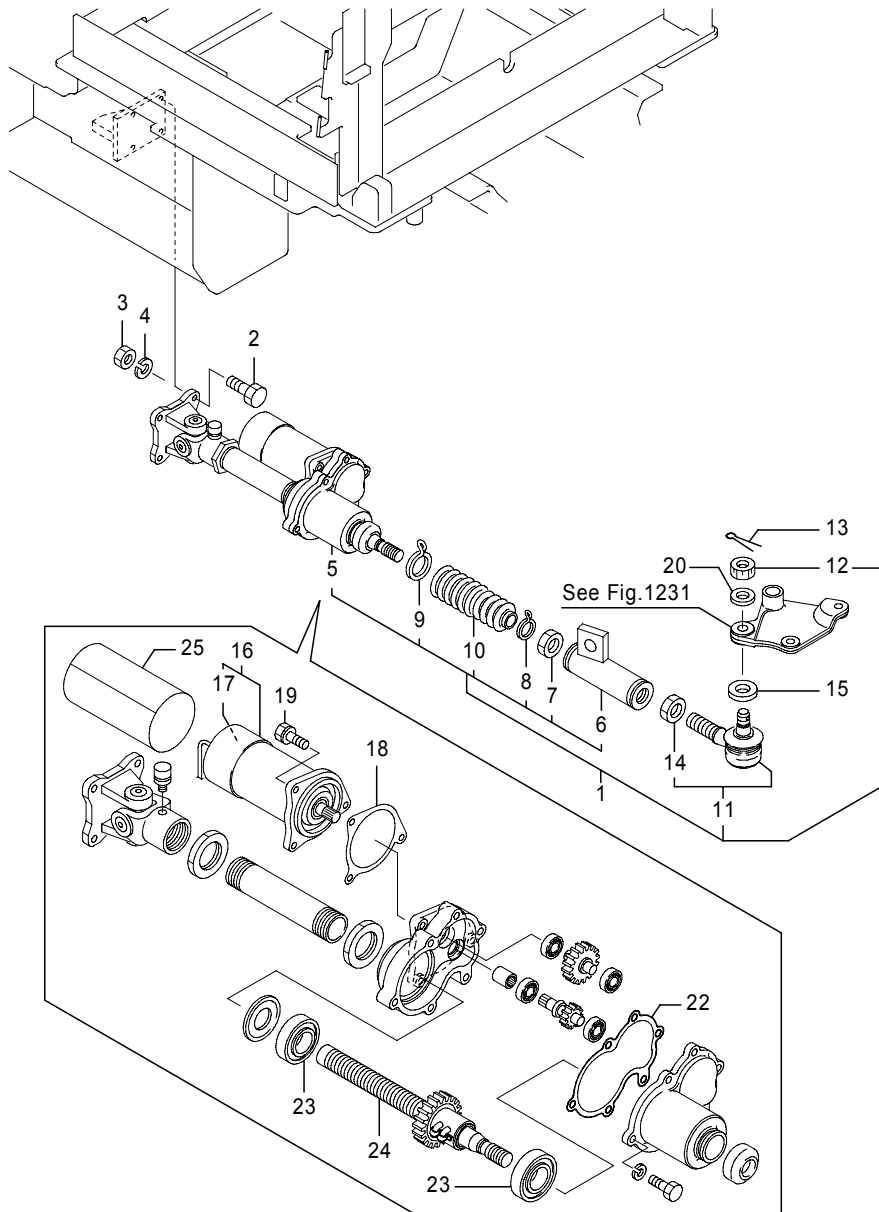
Fig.1312A STEERING LINKAGE 3

(A)=FB20P (D)=FB30P  
 (B)=FB25P (E)=  
 (C)=FB28P (F)=

No.	Parts No.	Parts Name	(A)	(B)	(C)	(D)	(E)	(F)	i/a	Remarks
1	32910-01270	Arm, pitman	1	1	1	1				
2	0000-30020	Nut, jam	1	1	1	1				
3	0000-70020	Washer, lock	1	1	1	1				
4	14300-62872	Link ass'y, drag	1	1	1					
	14300-62882	Link ass'y, drag					1			
5	0000-61016	Nut, castle	1	1	1	1				
	0000-64016	Nut, castle	1	1	1	1				CS/FCS/RP/DRP
6	0302-32040	Pin, cotter	1	1	1	1				
7	14300-39890	Spacer	1	1	1	1				
8	14300-62891	Link, drag	1	1	1					
	14300-62901	Link, drag					1			
9	31230-02390	End ass'y, rod	1	1	1	1				
10	0000-30022	Nut, jam	1	1	1	1				
12	31230-02510	End ass'y, rod(R)	1	1	1	1				
13	0000-72014	Washer, plain	1	1	1	1				
14	0000-30020	Nut, jam	1	1	1	1				
15	14300-40960	Pin	1	1	1	1				
16	31231-00050	Nut, castle	1	1	1	1				M14×1.5
	0000-64014	Nut, castle	1	1	1	1				M14×1.5,CS/FCS/RP/DRP

Note :

Fig.1313A STEERING LINKAGE 4  
ACTUATOR



461-1273-20  
(461-1273)

Fig.1313A STEERING LINKAGE 4  
ACTUATOR

(A)=FB20P (D)=FB30P  
(B)=FB25P (E)=  
(C)=FB28P (F)=

No.	Parts No.	Parts Name	(A)	(B)	(C)	(D)	(E)	(F)	i/a	Remarks
1	14300-63430	Actuator ass'y	1	1	1					
	14300-63440	Actuator ass'y							1	
2	0022-10040	Bolt	4	4	4	4				
3	0000-20010	Nut	4	4	4	4				
3-1	0000-22010	Nut	4	4	4	4			↑	
-----										
(A=241AC2733-)(B=241AC2733-)(C=241AC2733-)(D=251AC0285-)										
3	0000-24010	Nut	4	4	4	4				CS/FCS/RP/DRP
3-1	00000-27010	Nut	4	4	4	4			↑	CS/FCS/RP/DRP
-----										
(A=241AC2733-)(B=241AC2733-)(C=241AC2733-)(D=251AC0285-)										
4	0000-70010	Washer, lock	4	4	4	4				
	0000-50010	Washer, lock	4	4	4	4				CS/FCS/RP/DRP
-----										
5	32910-01201	Actuator	1	1	1					
	32910-01211	Actuator							1	
6	14300-62910	Socket comp.	1	1	1	1				
7	14200-05040	Nut	1	1	1	1				
-----										
8	32911-02600	Clamp, wire	1	1	1	1				
9	32911-02590	Clamp, wire	1	1	1	1				
10	32911-02580	Boot	1	1	1	1				
11	31230-02540	End ass'y, rod(L)	1	1	1	1				
12	31030-03720	Nut, castle	1	1	1	1				
-----										
13	0302-40040	Pin, cotter	1	1	1	1				
14	0000-30922	Nut(L), jam	1	1	1	1				
15	14300-30490	Spacer	1	1	1	1				
16	70000-15590	Motor ass'y	1	1	1					48V,550W/H,cf.Fig.4073
	32911-03320	Motor ass'y							1	72V,550W/H,cf.Fig.4073
-----										
17	70000-15600	Brush	2	2	2					
	32911-03300	Brush							2	
18	32911-02560	Packing, motor	1	1	1	1				
19	32911-02570	Bolt, w/washers	3	3	3	3				
20	0000-86019	Washer	1	1	1	1				
-----										
22	32911-02550	Packing, cover	1	1	1					
	32911-02560	Packing, cover							1	
23	32911-02410	Bearing	2	2	2	2				
24	32911-03360	Screw, comp., ball	1	1	1	1				

Note :



Fig.1313A STEERING LINKAGE 4  
ACTUATOR

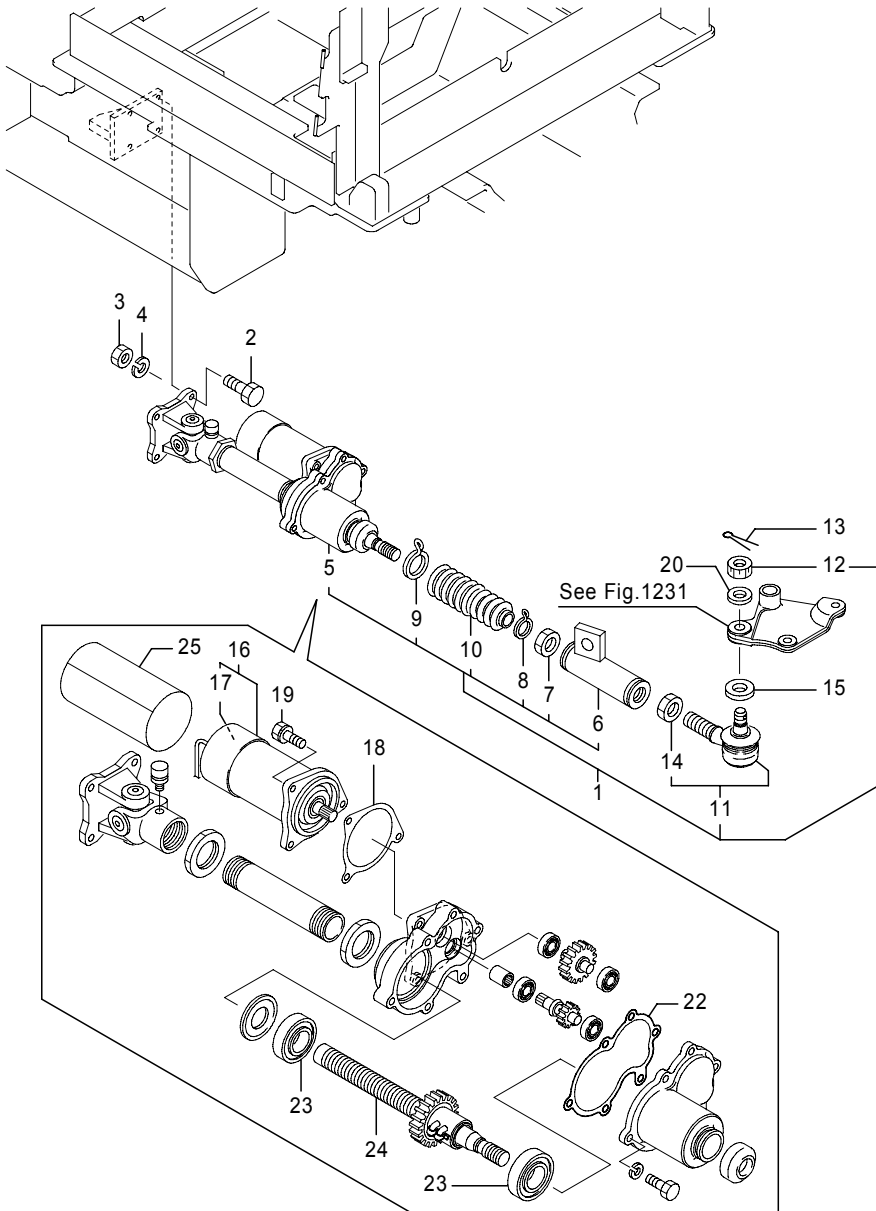


Fig.1313A STEERING LINKAGE 4  
ACTUATOR

(A)=FB20P (D)=FB30P  
(B)=FB25P (E)=  
(C)=FB28P (F)=

No.	Parts No.	Parts Name	(A)	(B)	(C)	(D)	(E)	(F)	i/a	Remarks
25	50006-83940	Cover, EPS	1	1	1	1				CS/FCS/RP/DRP
		(A=241AC6266-)(B=241AC6266-)(C=241AC6266-)(D=251AC0881-)								

Note :

Fig.1320 FOOT BRAKE LINKAGE 1

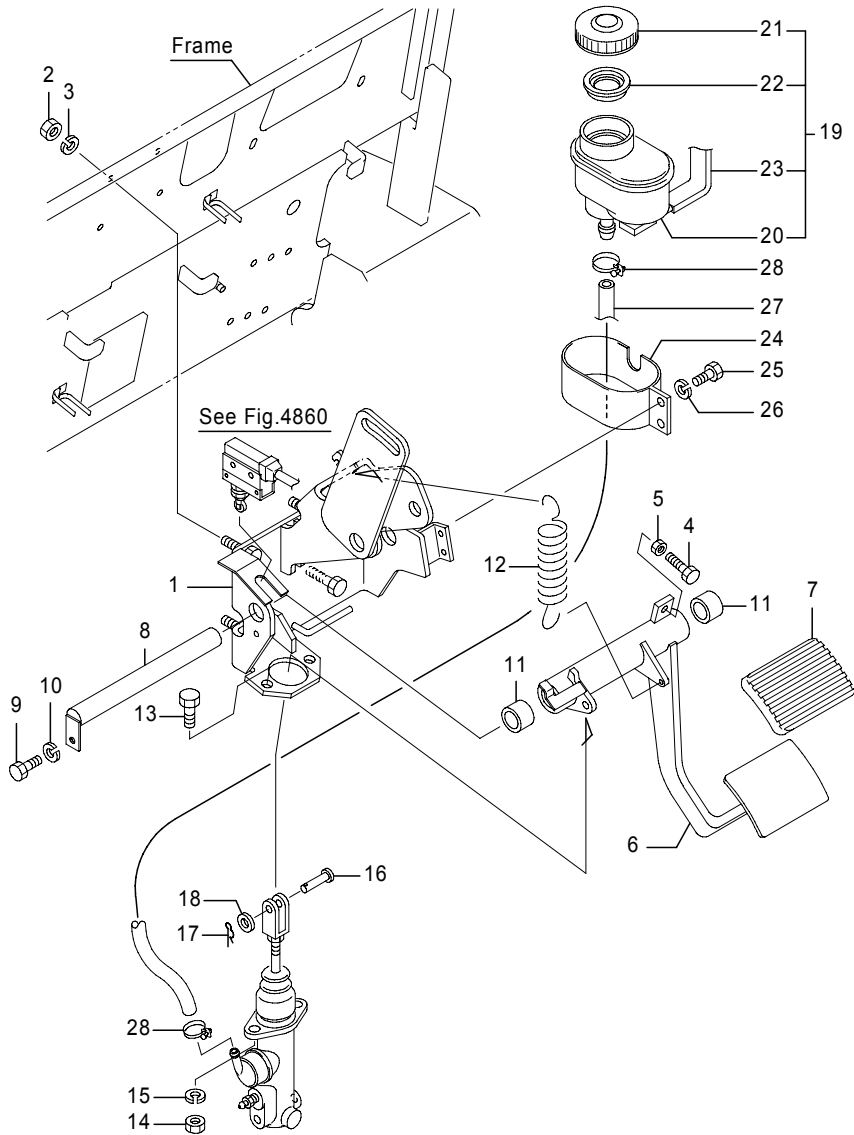


Fig.1320 FOOT BRAKE LINKAGE 1

(A)=FB20P (D)=FB30P  
 (B)=FB25P (E)=  
 (C)=FB28P (F)=

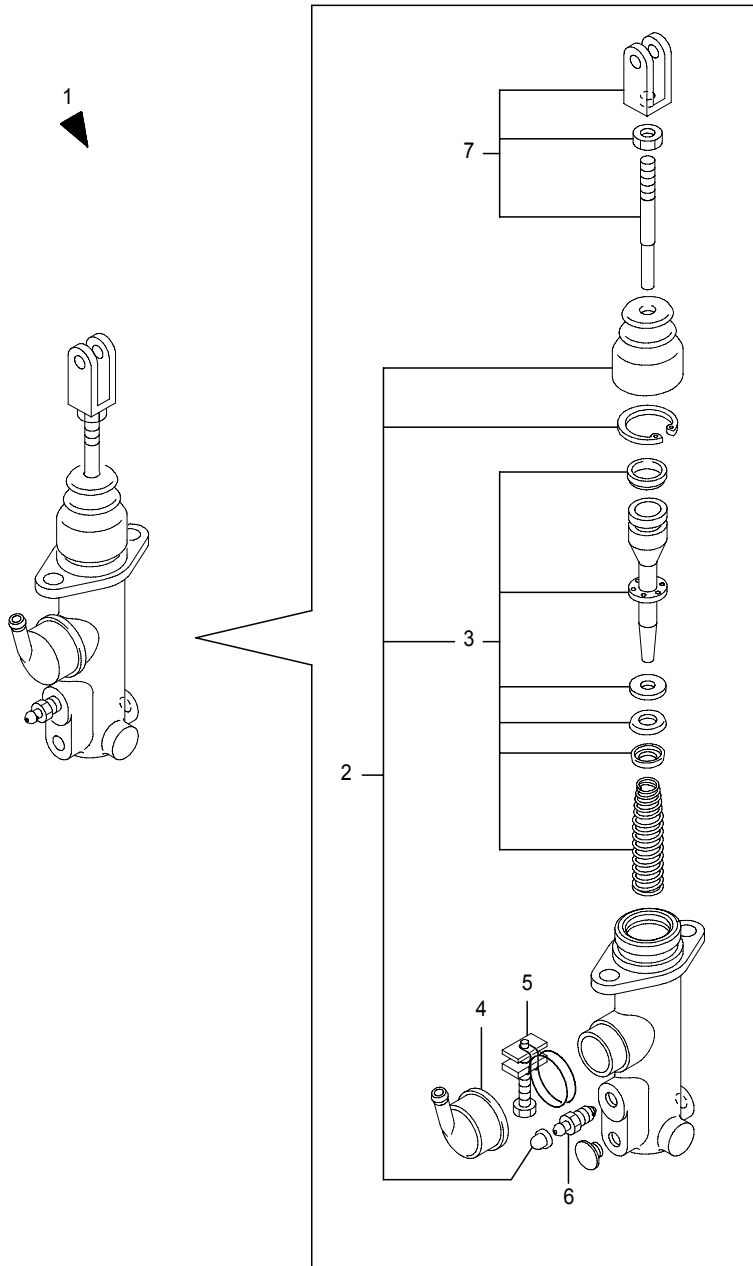
No.	Parts No.	Parts Name	(A)	(B)	(C)	(D)	(E)	(F)	i/a	Remarks
1	50001-24090	Bracket, pedal	1	1	1	1				
1-1	50001-73330	Bracket, pedal (A=241AC3184-)(B=241AC3184-)(C=241AC3184-)(D=251AC0329-)	1	1	1	1				×
2	0000-00008	Nut	4	4	4	4				
3	0000-70008	Washer, lock	4	4	4	4				
4	0110-08050	Bolt	1	1	1	1				
5	0000-10008	Nut, jam	1	1	1	1				
6	14400-97152	Pedal, brake	1	1	1	1				
7	32050-01840	Pad, pedal	1	1	1	1				
8	14400-90591	Pin	1	1	1	1				
9	0010-06016	Bolt	1	1	1	1				
10	0000-70006	Washer, lock	1	1	1	1				
11	1902-55021	Bushing	2	2	2	2				
12	14400-90780	Spring, pedal	1	1	1	1				
13	0020-10030	Bolt	2	2	2	2				450/545Ah
14	0000-20010	Nut	2	2	2	2				
15	0000-70010	Washer, lock	2	2	2	2				
16	0300-08025	Pin, clevis	1	1	1	1				
17	00001-00008	Pin, snap	1	1	1	1				
18	0000-72008	Washer, plain	1	1	1	1				
19	32050-02580	Tank comp., oil	1	1	1	1				
20	32051-01620	Reserver	1	1	1	1				
21	32051-01590	Cap	1	1	1	1				
22	32051-01600	Plate	1	1	1	1				
23	32051-01610	Sensor	1	1	1	1				
24	14401-00011	Support, tank	1	1	1	1				
24-1	14401-00012	Support, tank (A=241AC3184-)(B=241AC3184-)(C=241AC3184-)(D=251AC0329-)	1	1	1	1				×
25	0010-06016	Bolt	2	2	2	2				
26	0000-70006	Washer, lock	2	2	2	2				
27	31860-00700	Hose, brake	1	1	1	1				
27-1	50002-63990	Hose, brake (A=241AC3184-)(B=241AC3184-)(C=241AC3184-)(D=251AC0329-)	1	1	1	1				×
28	31090-01360	Clip, hose	2	2	2	2				

Note :

Fig.1321 FOOT BRAKE LINKAGE 2  
MASTER CYLINDER

Fig.1321 FOOT BRAKE LINKAGE 2  
MASTER CYLINDER

(A)=FB20P (D)=FB30P  
(B)=FB25P (E)=  
(C)=FB28P (F)=



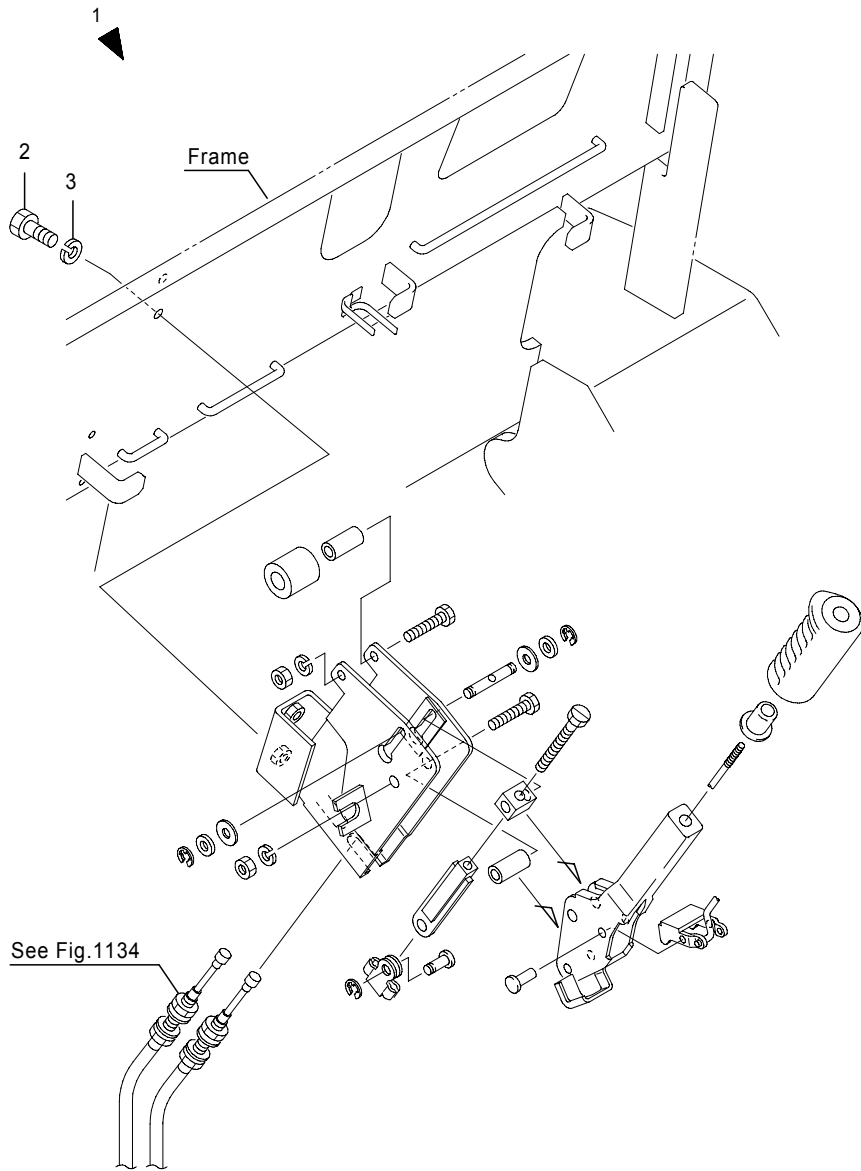
No.	Parts No.	Parts Name	(A)	(B)	(C)	(D)	(E)	(F)	i/a	Remarks
1	32010-05220	Cylinder ass'y, master	1	1	1					
	32010-05230	Cylinder ass'y, master							1	
2	32051-01690	Kit, repair	1	1	1					
	32051-01700	Kit, repair							1	
3	32051-01710	Piston ass'y	1	1	1					
	32051-01720	Piston ass'y							1	
4	32051-01650	Union	1	1	1	1				
5	32051-01660	Clamp	1	1	1	1				
6	32051-01670	Valve	1	1	1	1				
7	32051-01680	Rod ass'y	1	1	1	1				

Note :

Fig.1330 PARKING BRAKE LINKAGE

Fig.1330 PARKING BRAKE LINKAGE

(A)=FB20P (D)=FB30P  
 (B)=FB25P (E)=  
 (C)=FB28P (F)=



No.	Parts No.	Parts Name	(A)	(B)	(C)	(D)	(E)	(F)	i/a	Remarks
-----	-----------	------------	-----	-----	-----	-----	-----	-----	-----	---------

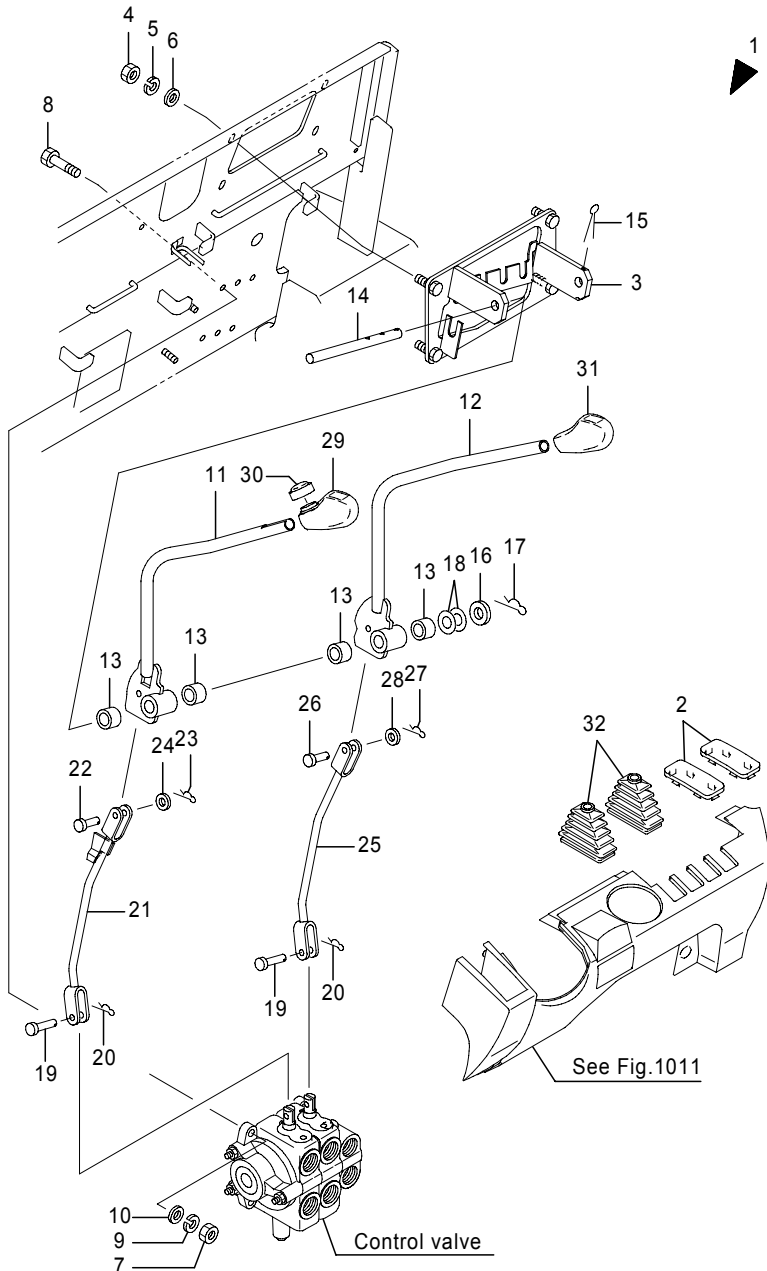
1	32390-13910	Lever ass'y, brake	1	1	1	1				
2	0020-10020	Bolt	2	2	2	2				
3	0000-70010	Washer, lock	2	2	2	2				

Note :

Fig.1340A VALVE LINKAGE 1  
2 Spools

Fig.1340A VALVE LINKAGE 1  
2 Spools

(A)=FB20P (D)=FB30P  
(B)=FB25P (E)=  
(C)=FB28P (F)=



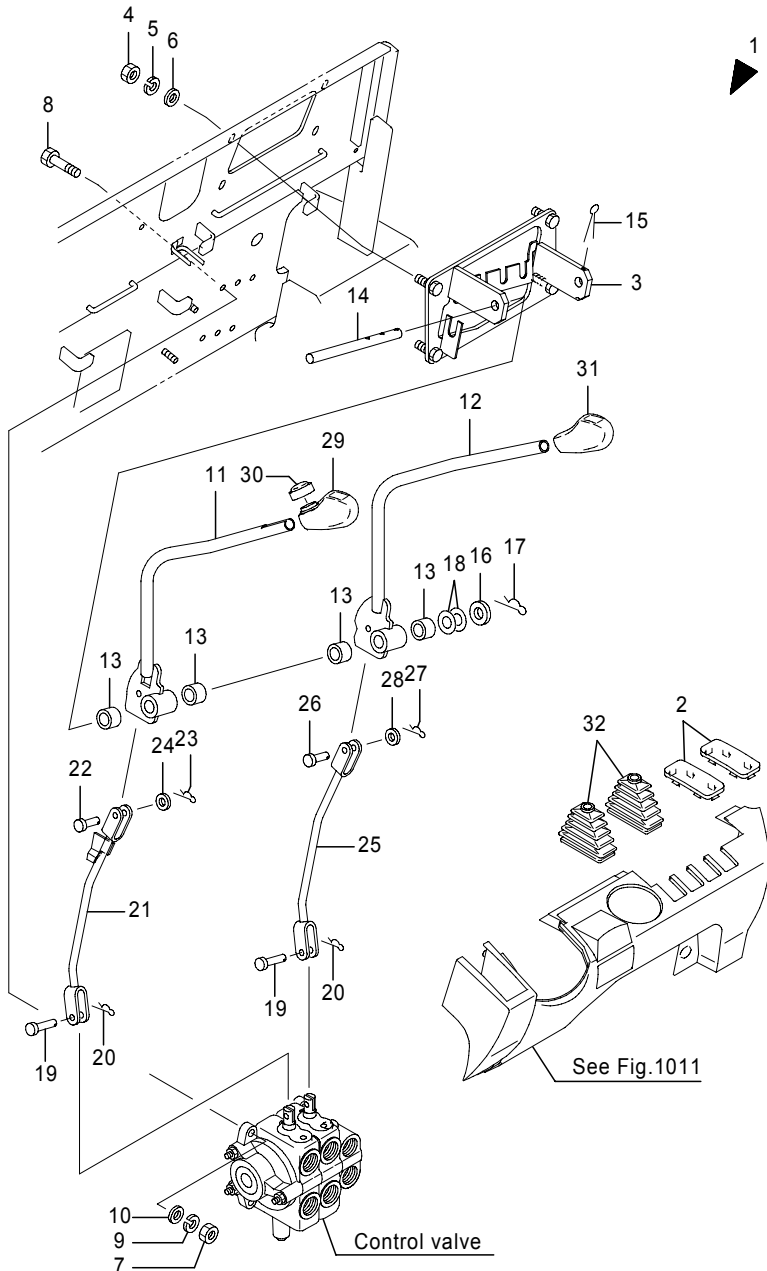
No.	Parts No.	Parts Name	(A)	(B)	(C)	(D)	(E)	(F)	i/a	Remarks
1	50000-70190	Linkage ass'y, valve	1	1	1	1				
1-1	50000-70191	Linkage ass'y, valve (A=241AC1920-)(B=241AC1920-)(C=241AC1920-)(D=251AC0190-)	1	1	1	1			↑	
1	50000-70220	Linkage ass'y, valve	1	1	1	1				650/730Ah
1-1	50000-70221	Linkage ass'y, valve (A=241AC1920-)(B=241AC1920-)(C=241AC1920-)(D=251AC0190-)	1	1	1	1			↑	650/730Ah
2	14401-00990	Cap, lever	2	2	2	2				
3	14400-99874	Bracket, lever	1	1	1	1				
4	0000-20010	Nut	4	4	4	4				
5	0000-70010	Washer, lock	4	4	4	4				
6	0000-72010	Washer, plain	4	4	4	4				
7	0000-20010	Nut	4	4	4	4				
8	0025-10040	Bolt	2	2	2	2				
8-1	0025-10045	Bolt (A=241AC1920-)(B=241AC1920-)(C=241AC1920-)(D=251AC0190-)	2	2	2	2			↑	
9	0000-70010	Washer, lock	4	4	4	4				
10	0000-72010	Washer, plain	4	4	4	4				
11	50000-78610	Lever(1) comp., valve	1	1	1	1				
12	50000-78620	Lever(2) comp., valve	1	1	1	1				
13	1903-35003	Bushing	4	4	4	4				
14	14400-52032	Shaft	1	1	1	1				
15	0302-32050	Pin, cotter	1	1	1	1				
16	0000-72014	Washer, plain	1	1	1	1				
17	00001-00014	Pin, snap	1	1	1	1				
18	14400-52790	Spacer	1	1	1	1				t0.5
19	4641-87153	Pin, valve	2	2	2	2				
20	00001-00005	Pin, snap	2	2	2	2				
21	14400-96840	Link, lift	1	1	1	1				Lift
	14401-00050	Link, lift	1	1	1	1				Lift,650/730Ah
22	0300-08025	Pin, clevis	1	1	1	1				
23	00001-00008	Pin, snap	1	1	1	1				
24	0000-72008	Washer, plain	1	1	1	1				
25	14400-96850	Link	1	1	1	1				Tilt
	14401-00060	Link	1	1	1	1				Tilt,Opt,650/730Ah
26	0300-08025	Pin, clevis	1	1	1	1				

Note :

Fig.1340A VALVE LINKAGE 1  
2 Spools

Fig.1340A VALVE LINKAGE 1  
2 Spools

(A)=FB20P (D)=FB30P  
(B)=FB25P (E)=  
(C)=FB28P (F)=



No.	Parts No.	Parts Name	(A)	(B)	(C)	(D)	(E)	(F)	i/a	Remarks
27	00001-00008	Pin, snap	1	1	1	1				
28	0000-72008	Washer, plain	1	1	1	1				
29	14400-97212	Knob	1	1	1	1				Lift
30	14401-02440	Boot, switch	1	1	1	1				
31	14400-97222	Knob	1	1	1	1				Tilt
32	14400-96861	Boot, lever	2	2	2	2				

Note :

Fig.1340B VALVE LINKAGE 1  
2 Spools,[CAN/OIS],FB20-28P(241AC6266-),30P(251AC0881-)

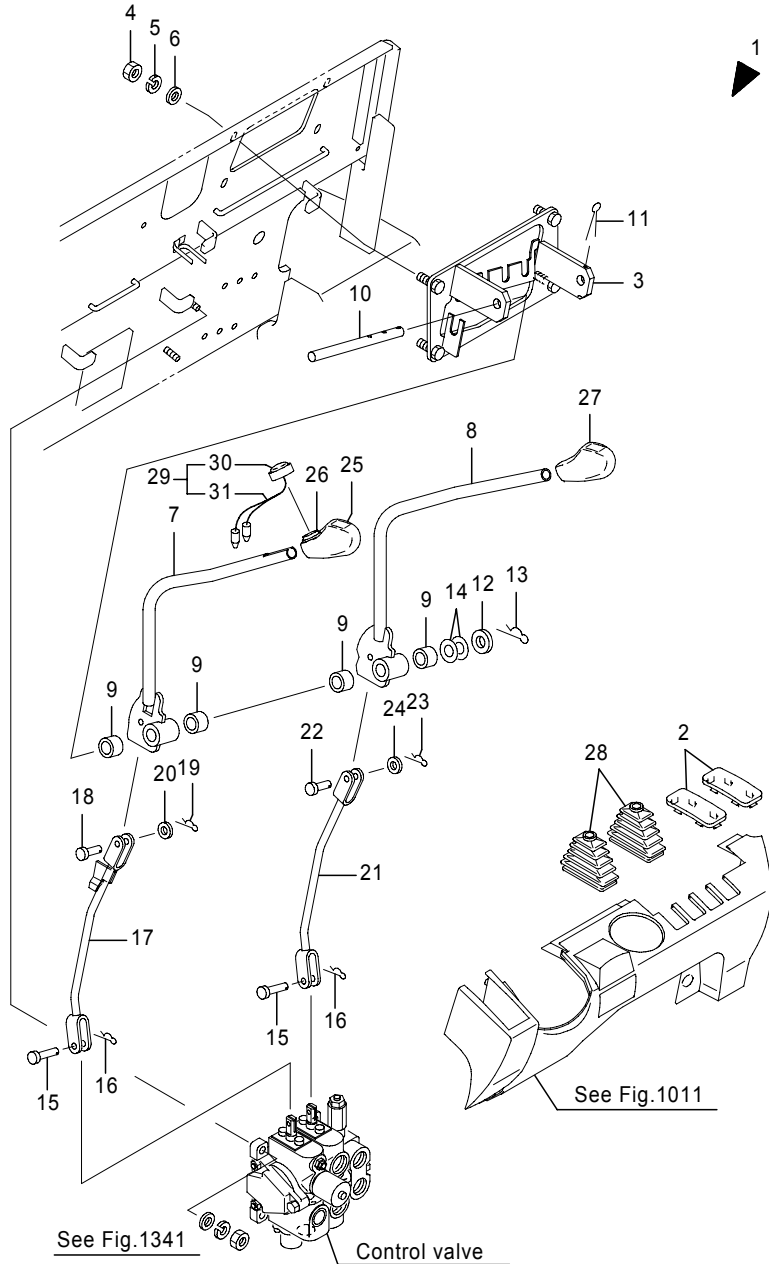


Fig.1340B VALVE LINKAGE 1  
2 Spools,[CAN/OIS],FB20-28P(241AC6266-),30P(251AC0881-)

(A)=FB20P (D)=FB30P  
(B)=FB25P (E)=  
(C)=FB28P (F)=

No.	Parts No.	Parts Name	(A)	(B)	(C)	(D)	(E)	(F)	i/a	Remarks
1	50006-41731	Linkage ass'y, valve	1	1	1					w./LOAD SENSOR
	50006-41741	Linkage ass'y, valve				1				w./LOAD SENSOR
	50006-41761	Linkage ass'y, valve	1	1	1					w./LOAD SENSOR,650/730Ah
	50006-41771	Linkage ass'y, valve				1				w./LOAD SENSOR,650/730Ah
	50007-26730	Linkage ass'y, valve	1	1	1					w.o./LOAD SENSOR
	50007-26740	Linkage ass'y, valve				1				w.o./LOAD SENSOR
	50007-26760	Linkage ass'y, valve	1	1	1					w.o./LOAD SENSOR,650/730Ah
	50007-26770	Linkage ass'y, valve				1				w.o./LOAD SENSOR,650/730Ah
2	14401-00990	Cap, lever	2	2	2	2				
3	14400-99874	Bracket, lever	1	1	1	1				
4	0000-20010	Nut	4	4	4	4				
5	0000-70010	Washer, lock	4	4	4	4				
6	0000-72010	Washer, plain	4	4	4	4				
7	50000-78610	Lever comp., valve(1)	1	1	1	1				
8	50000-78620	Lever comp., valve(2)	1	1	1	1				
9	1903-35003	Bushing	4	4	4	4				
10	14400-52032	Shaft	1	1	1	1				
11	0302-32050	Pin, cotter	1	1	1	1				
12	0000-72014	Washer, plain	1	1	1	1				
13	00001-00014	Pin, snap	1	1	1	1				
14	14400-52790	Spacer	1	1	1	1				
15	4641-87153	Pin, valve	2	2	2	2				
16	00001-00005	Pin, snap	2	2	2	2				
17	14400-96840	Link, lift	1	1	1	1				Lift
	14401-00050	Link, lift	1	1	1	1				Lift,650/730Ah
18	0300-08025	Pin, clevis	1	1	1	1				
19	00001-00008	Pin, snap	1	1	1	1				
20	0000-72008	Washer, plain	1	1	1	1				
21	14400-96850	Link	1	1	1	1				Tilt
	14401-00060	Link	1	1	1	1				Tilt,Opt,650/730Ah
22	0300-08025	Pin, clevis	1	1	1	1				
23	00001-00008	Pin, snap	2	2	2	2				
24	0000-72008	Washer, plain	2	2	2	2				
25	14400-97212	Knob	1	1	1	1				Lift
26	14401-02440	Boot, switch	1	1	1	1				

Note :

Fig.1340B VALVE LINKAGE 1

2 Spools,[CAN/OIS],FB20-28P(241AC6266-),30P(251AC0881-)

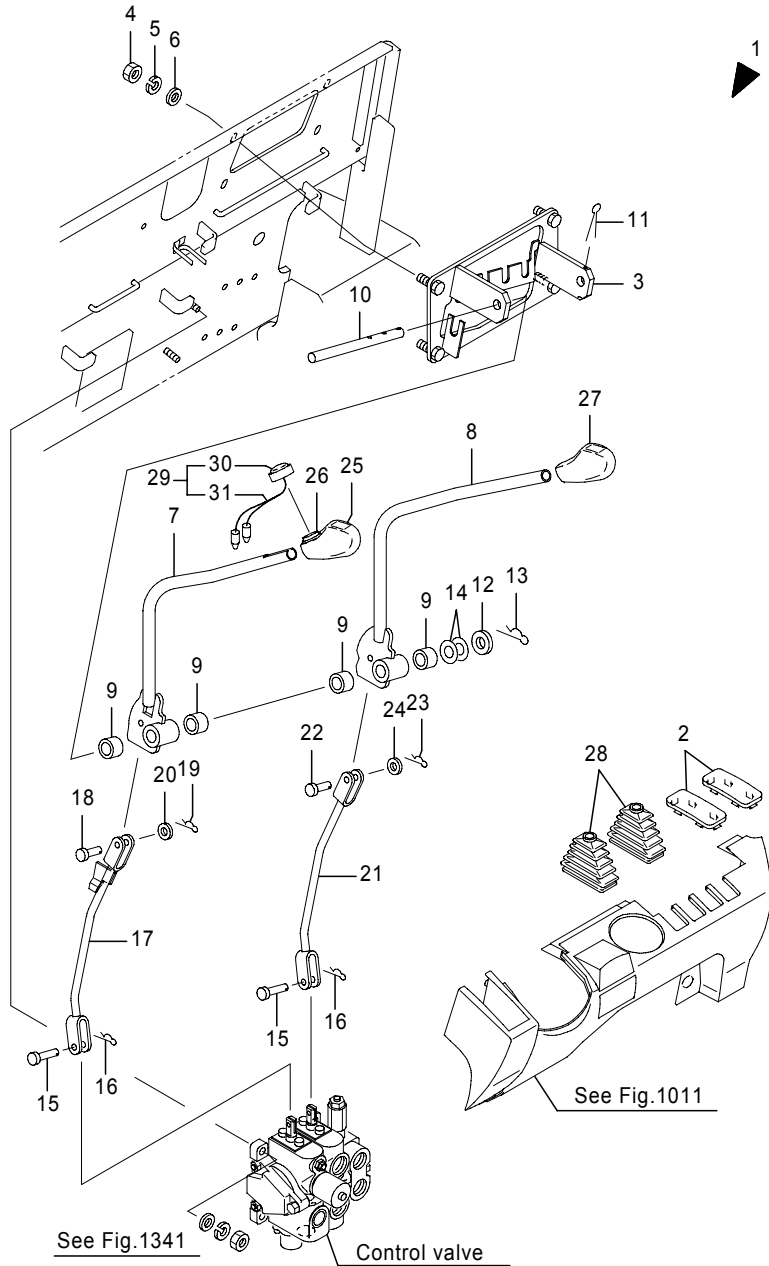


Fig.1340B VALVE LINKAGE 1

2 Spools,[CAN/OIS],FB20-28P(241AC6266-),30P(251AC0881-)

(A)=FB20P (D)=FB30P

(B)=FB25P (E)=

(C)=FB28P (F)=

No.	Parts No.	Parts Name	(A)	(B)	(C)	(D)	(E)	(F)	i/a	Remarks
27	14400-97222	Knob	1	1	1	1				Tilt
28	14400-96861	Boot, lever	2	2	2	2				
29	24300-38240	Switch comp.,push	1	1	1	1				w./LOAD SENSOR
30	35610-35950	Switch, push	1	1	1	1				w./LOAD SENSOR
31	24300-38250	Harness,horn switch	1	1	1	1				w./LOAD SENSOR

Note :



Fig.1340C VALVE LINKAGE 1  
3 Spools

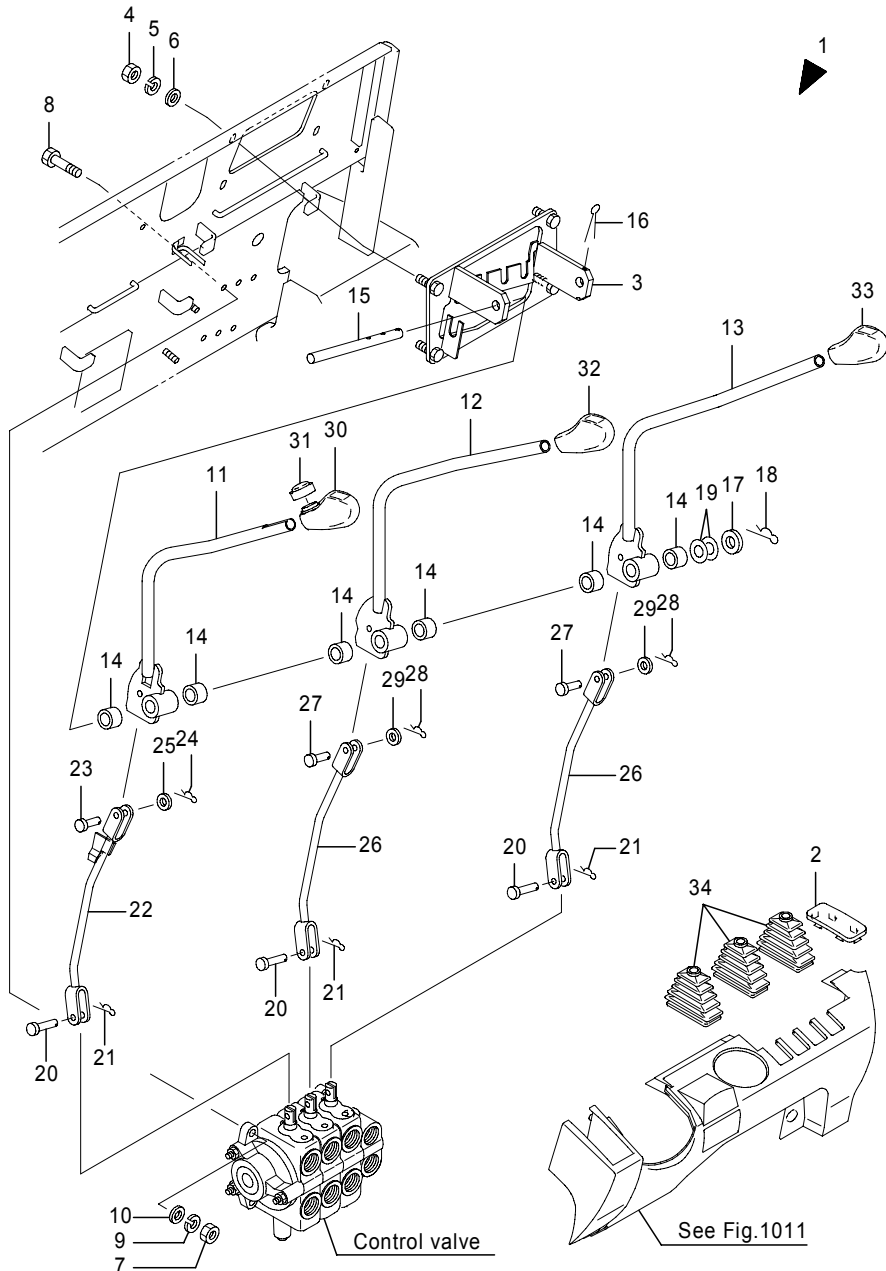


Fig.1340C VALVE LINKAGE 1  
3 Spools

(A)=FB20P (D)=FB30P  
(B)=FB25P (E)=  
(C)=FB28P (F)=

No.	Parts No.	Parts Name	(A)	(B)	(C)	(D)	(E)	(F)	i/a	Remarks
1	50000-70200	Linkage ass'y, valve	1	1	1	1				
1-1	50000-70201	Linkage ass'y, valve (A=241AC1920-)(B=241AC1920-)(C=241AC1920-)(D=251AC0190-)	1	1	1	1			↑	
1	50000-70230	Linkage ass'y, valve	1	1	1	1				650/730Ah
1-1	50000-70231	Linkage ass'y, valve (A=241AC1920-)(B=241AC1920-)(C=241AC1920-)(D=251AC0190-)	1	1	1	1			↑	650/730Ah
2	14401-00990	Cap, lever	1	1	1	1				
3	14400-99874	Bracket, lever	1	1	1	1				
4	0000-20010	Nut	4	4	4	4				
5	0000-70010	Washer, lock	4	4	4	4				
6	0000-72010	Washer, plain	4	4	4	4				
7	0000-20010	Nut	4	4	4	4				
8	0025-10040	Bolt	2	2	2	2				
8-1	0025-10045	Bolt (A=241AC1920-)(B=241AC1920-)(C=241AC1920-)(D=251AC0190-)	2	2	2	2			↑	
9	0000-70010	Washer, lock	4	4	4	4				
10	0000-72010	Washer, plain	4	4	4	4				
11	50000-78610	Lever(1) comp., valve	1	1	1	1				
12	50000-78620	Lever(2) comp., valve	1	1	1	1				
13	50000-70150	Lever(3) comp., valve	1	1	1	1				
14	1903-35003	Bushing	6	6	6	6				
15	14400-52032	Shaft	1	1	1	1				
16	0302-32050	Pin, cotter	1	1	1	1				
17	0000-72014	Washer, plain	1	1	1	1				
18	00001-00014	Pin, snap	1	1	1	1				
19	14400-52790	Spacer	1	1	1	1				t0.5
20	4641-87153	Pin, valve	3	3	3	3				
21	00001-00005	Pin, snap	3	3	3	3				
22	14400-96840	Link, lift	1	1	1	1				Lift
	14401-00050	Link, lift	1	1	1	1				Lift,650/730Ah
23	0300-08025	Pin, clevis	1	1	1	1				
24	00001-00008	Pin, snap	1	1	1	1				
25	0000-72008	Washer, plain	1	1	1	1				
26	14400-96850	Link	2	2	2	2				Tilt,Opt
	14401-00060	Link	2	2	2	2				Tilt,Opt,650/730Ah

Note :

Fig.1340C VALVE LINKAGE 1  
3 Spools

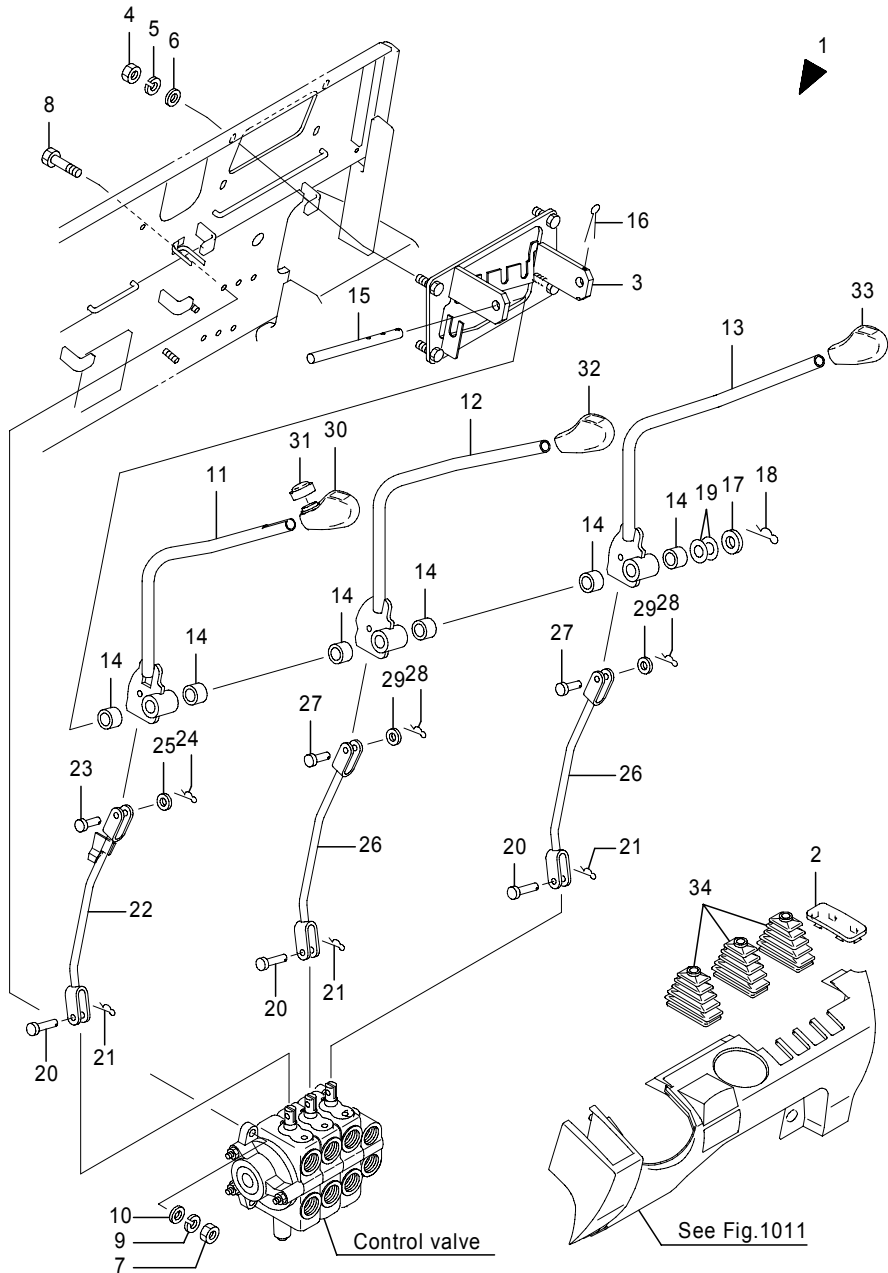


Fig.1340C VALVE LINKAGE 1  
3 Spools

(A)=FB20P (D)=FB30P  
(B)=FB25P (E)=  
(C)=FB28P (F)=

No.	Parts No.	Parts Name	(A)	(B)	(C)	(D)	(E)	(F)	i/a	Remarks
27	0300-08025	Pin, clevis	2	2	2	2				
28	00001-00008	Pin, snap	2	2	2	2				
29	0000-72008	Washer, plain	2	2	2	2				
30	14400-97212	Knob	1	1	1	1				Lift
31	14401-02440	Boot, switch	1	1	1	1				
32	14400-97222	Knob	1	1	1	1				Tilt
33	14400-99552	Knob, ATT	1	1	1	1				Opt
34	14400-96861	Boot, lever	3	3	3	3				

Note :

Fig.1340D VALVE LINKAGE 1

3 Spools,[CAN/OIS],FB20-28P(241AC6266-),30P(251AC0881-)

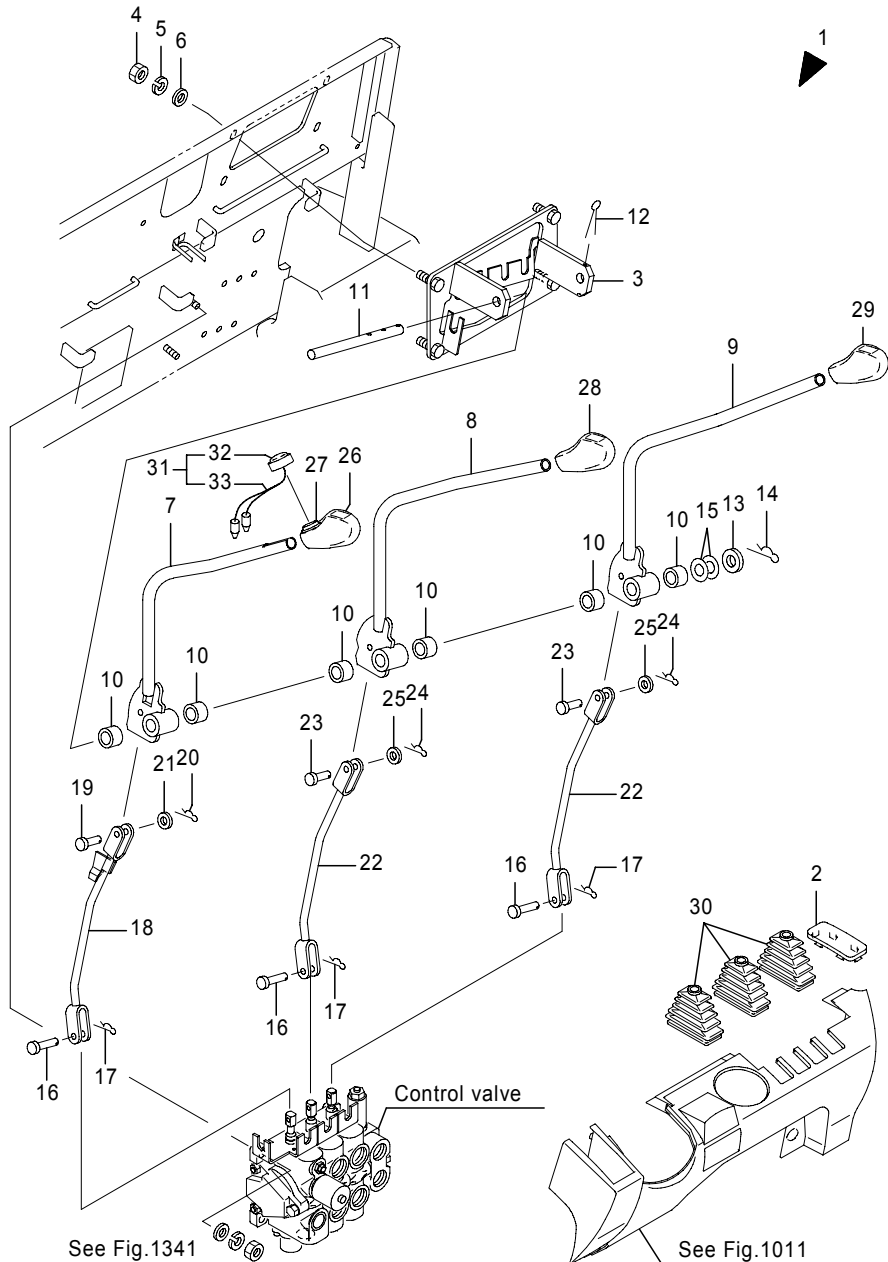


Fig.1340D VALVE LINKAGE 1

3 Spools,[CAN/OIS],FB20-28P(241AC6266-),30P(251AC0881-)

(A)=FB20P (D)=FB30P

(B)=FB25P (E)=

(C)=FB28P (F)=

No.	Parts No.	Parts Name	(A)	(B)	(C)	(D)	(E)	(F)	i/a	Remarks
1	50006-41861	Linkage ass'y, valve	1							w./LOAD SENSOR,w.o./Piping
	50006-41871	Linkage ass'y, valve	1							w./LOAD SENSOR,w./Piping
	50006-41881	Linkage ass'y, valve		1	1	1				w./LOAD SENSOR,w.o./Piping
	50006-41891	Linkage ass'y, valve		1	1	1				w./LOAD SENSOR,w./Piping
	50006-41921	Linkage ass'y, valve	1							w./LOAD SENSOR,*1,w.o./Piping
	50006-41931	Linkage ass'y, valve	1							w./LOAD SENSOR,*1,w./Piping
	50006-41941	Linkage ass'y, valve		1	1	1				w./LOAD SENSOR,*1,w.o./Piping
	50006-41951	Linkage ass'y, valve		1	1	1				w./LOAD SENSOR,*1,w./Piping
	50007-26860	Linkage ass'y, valve	1							w.o./LOAD SENSOR,w.o./Piping
	50007-26870	Linkage ass'y, valve	1							w.o./LOAD SENSOR,w./Piping
	50007-26880	Linkage ass'y, valve		1	1	1				w.o./LOAD SENSOR,w.o./Piping
	50007-26890	Linkage ass'y, valve		1	1	1				w.o./LOAD SENSOR,w./Piping
	50007-26920	Linkage ass'y, valve	1							w.o./LOAD SENSOR,*1,w.o./Piping
	50007-26930	Linkage ass'y, valve	1							w.o./LOAD SENSOR,*1,w./Piping
	50007-26940	Linkage ass'y, valve		1	1	1				w.o./LOAD SENSOR,*1,w.o./Piping
	50007-26950	Linkage ass'y, valve		1	1	1				w.o./LOAD SENSOR,*1,w./Piping
2	14401-00990	Cap, lever	1	1	1	1				
3	14400-99874	Bracket, lever	1	1	1	1				
4	0000-20010	Nut	4	4	4	4				
5	0000-70010	Washer, lock	4	4	4	4				
6	0000-72010	Washer, plain	4	4	4	4				
7	50000-78610	Lever comp., valve(1)	1	1	1	1				
8	50000-78620	Lever comp., valve(2)	1	1	1	1				
9	50000-70150	Lever comp., valve(3)	1	1	1	1				
10	1903-35003	Bushing	6	6	6	6				
11	14400-52032	Shaft	1	1	1	1				
12	0302-32050	Pin, cotter	1	1	1	1				
13	0000-72014	Washer, plain	1	1	1	1				
14	00001-00014	Pin, snap	1	1	1	1				
15	14400-52790	Spacer	1	1	1	1				
16	4641-87153	Pin, valve	3	3	3	3				
17	00001-00005	Pin, snap	3	3	3	3				
18	14400-96840	Link, lift	1	1	1	1				Lift
	14401-00050	Link, lift	1	1	1	1				Lift,650/730Ah
19	0300-08025	Pin, clevis	1	1	1	1				

Note :

\*1:Large capacity 650/730Ah

Fig.1340D VALVE LINKAGE 1

3 Spools,[CAN/OIS],FB20-28P(241AC6266-),30P(251AC0881-)

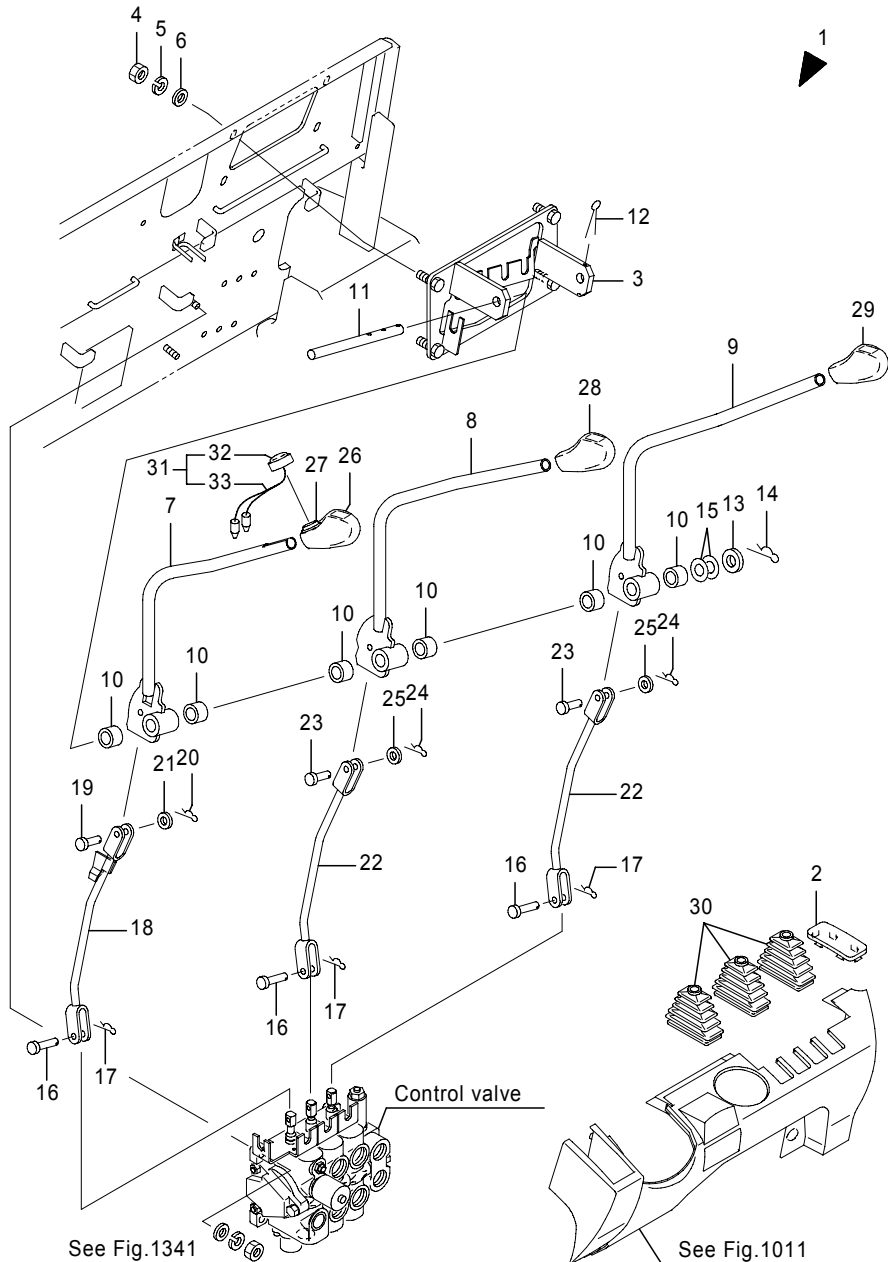


Fig.1340D VALVE LINKAGE 1

3 Spools,[CAN/OIS],FB20-28P(241AC6266-),30P(251AC0881-)

(A)=FB20P (D)=FB30P

(B)=FB25P (E)=

(C)=FB28P (F)=

No.	Parts No.	Parts Name	(A)	(B)	(C)	(D)	(E)	(F)	i/a	Remarks
20	00001-00008	Pin, snap	1	1	1	1				
21	0000-72008	Washer, plain	1	1	1	1				
22	14400-96850	Link	2	2	2	2				Tilt
	14401-00060	Link	2	2	2	2				Tilt,Opt,650/730Ah
23	0300-08025	Pin, clevis	2	2	2	2				
24	00001-00008	Pin, snap	2	2	2	2				
25	0000-72008	Washer, plain	2	2	2	2				
26	14400-97212	Knob	1	1	1	1				Lift
27	14401-02440	Boot, switch	1	1	1	1				
28	14400-97222	Knob	1	1	1	1				Tilt
29	14400-99552	Knob, ATT	1	1	1	1				Opt
30	14400-96861	Boot, lever	3	3	3	3				
31	24300-38240	Switch comp.,push	1	1	1	1				
32	35610-35950	Switch, push	1	1	1	1				
33	24300-38250	Harness, horn switch	1	1	1	1				

Note :

\*1:Large capacity 650/730Ah

Fig.1340E VALVE LINKAGE  
Finger tip, 3 Spools

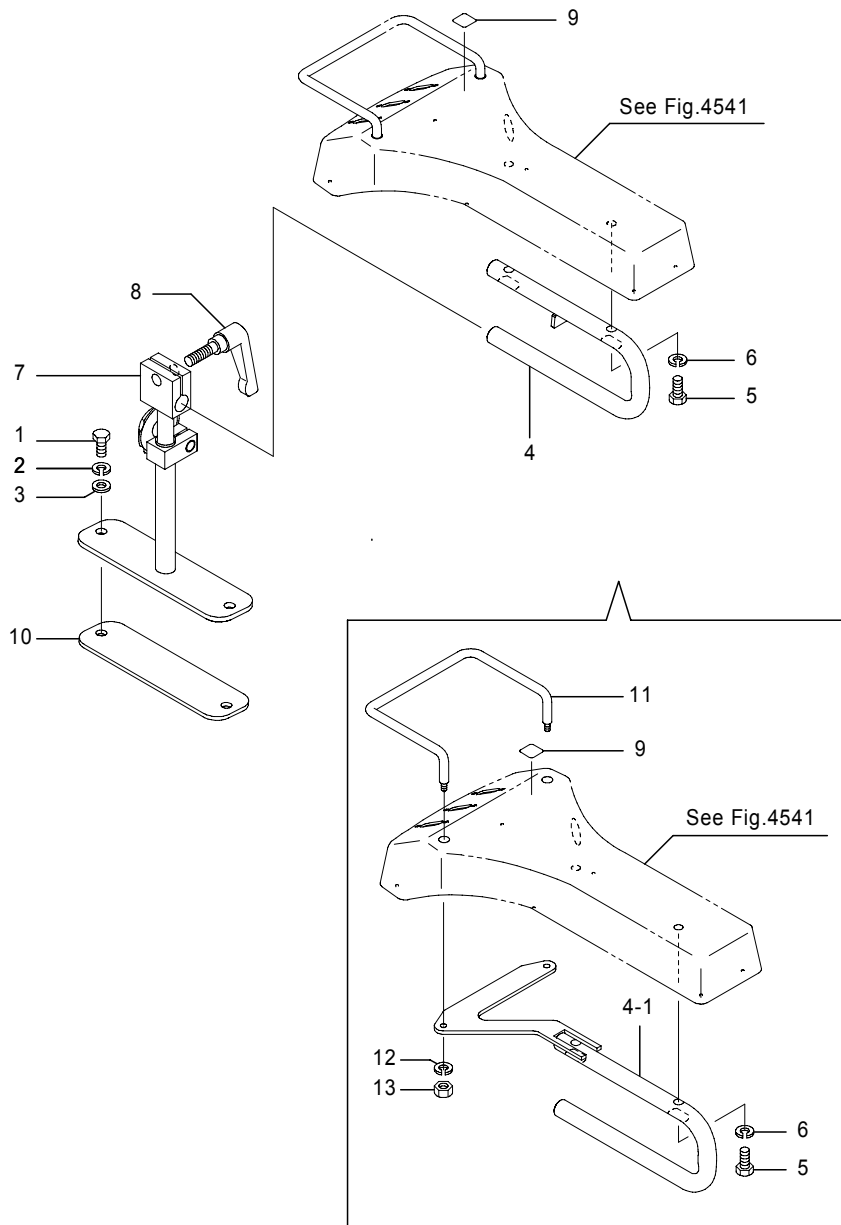


Fig.1340E VALVE LINKAGE  
Finger tip, 3 Spools

(A)=FB20P (D)=FB30P  
(B)=FB25P (E)=  
(C)=FB28P (F)=

No.	Parts No.	Parts Name	(A)	(B)	(C)	(D)	(E)	(F)	i/a	Remarks
1	0015-08030	Bolt	2	2	2	2				
2	0000-71008	Washer, lock	2	2	2	2				
3	0000-73008	Washer, plain	2	2	2	2				
4	14401-16860	Stay, arm	1	1	1	1				
4-1	50007-37190	Stay, arm	1	1	1	1			×	
(A=241A*****)(B=241A*****)(C=241A*****)(D=251A*****)										
5	0270-10030	Screw, cap	2	2	2	2				
6	0000-70010	Washer, lock	2	2	2	2				
7	14401-19441	Bracket ASS'Y, switch	1	1	1	1				
8	31640-00340	Lever, clamp	1	1	1	1				
9	24700-09500	Plate, knob(shift)	1	1	1	1				
10	14401-07350	Cushion,switch	1	1	1	1				
11	50007-37200	Guard	1	1	1	1				
12	0000-70006	Washer, lock	2	2	2	2				
13	0000-00006	Nut	2	2	2	2				

Note :

Fig.1340F VALVE LINKAGE  
Finger tip, 4 Spools

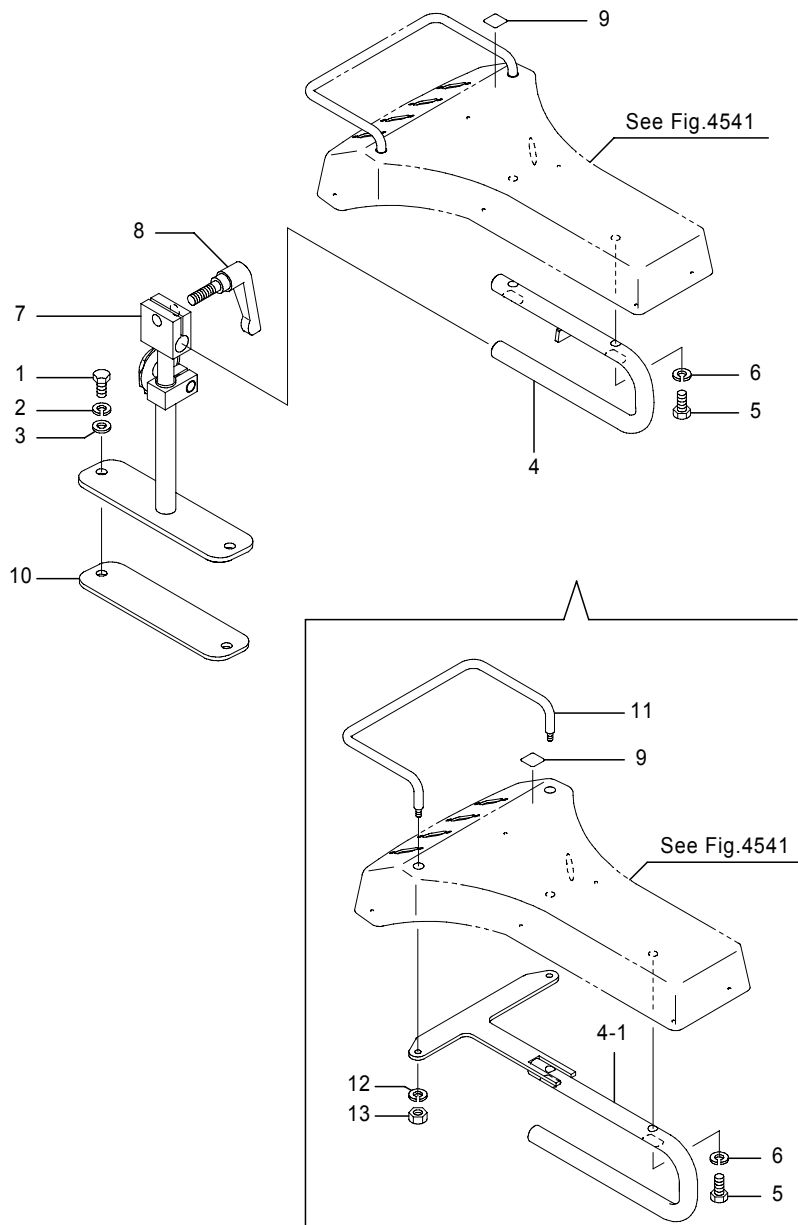


Fig.1340F VALVE LINKAGE  
Finger tip, 4 Spools

(A)=FB20P (D)=FB30P  
(B)=FB25P (E)=  
(C)=FB28P (F)=

No.	Parts No.	Parts Name	(A)	(B)	(C)	(D)	(E)	(F)	i/a	Remarks
1	0015-08030	Bolt	2	2	2	2				
2	0000-71008	Washer, lock	2	2	2	2				
3	0000-73008	Washer, plain	2	2	2	2				
4	14401-16860	Stay, arm	1	1	1	1				
4-1	50007-26470	Stay, arm	1	1	1	1			×	
(A=241A*****)(B=241A*****)(C=241A*****)(D=251A*****)										
5	0270-10030	Screw, cap	2	2	2	2				
6	0000-70010	Washer, lock	2	2	2	2				
7	14401-19441	Bracket ASS'Y, switch	1	1	1	1				
8	31640-00340	Lever, clamp	1	1	1	1				
9	24700-09500	Plate, knob(shift)	1	1	1	1				
10	14401-07350	Cushion,switch	1	1	1	1				
11	50007-26590	Guard	1	1	1	1				
12	0000-70006	Washer, lock	2	2	2	2				
13	0000-00006	Nut	2	2	2	2				

Note :

Fig.1340G VALVE LINKAGE  
A.O.S, 2 Spools

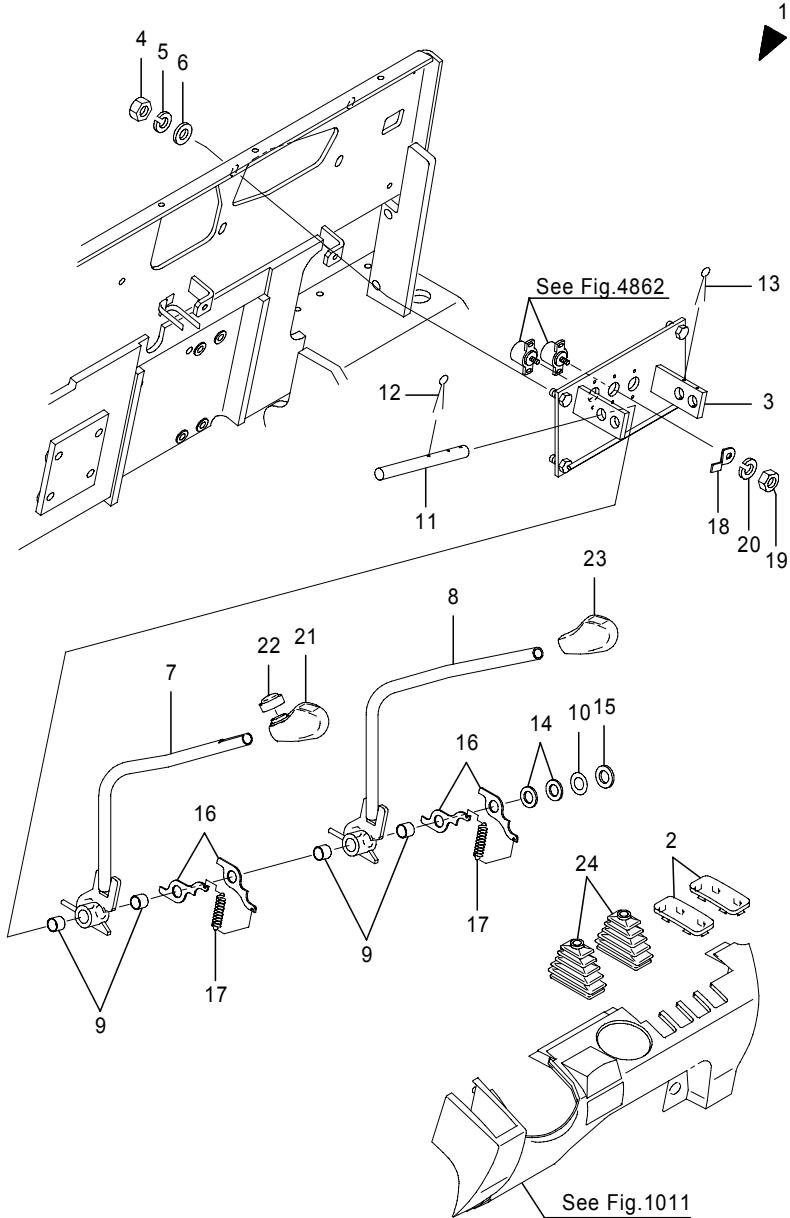


Fig.1340G VALVE LINKAGE  
A.O.S, 2 Spools

(A)=FB20P (D)=FB30P  
(B)=FB25P (E)=  
(C)=FB28P (F)=

No.	Parts No.	Parts Name	(A)	(B)	(C)	(D)	(E)	(F)	i/a	Remarks
1	50001-40750	Switch ASS'Y, valve	1	1	1	1				
1-1	50001-40751	Switch ASS'Y, valve (A=241AC****-)(B=241AC****-)(C=241AC****-)(D=251AC****-)	1	1	1	1				↑
2	14401-00990	Cap, lever	2	2	2	2				
3	14401-06190	Bracket, lever	1	1	1	1				
3-1	14401-06191	Bracket, lever (A=241AC****-)(B=241AC****-)(C=241AC****-)(D=251AC****-)	1	1	1	1				↑
4	0000-25010	Nut	4	4	4	4				
5	0000-71010	Washer, lock	4	4	4	4				
6	0000-73010	Washer, plain	4	4	4	4				
7	50001-40770	Lever comp., valve(1)	1	1	1	1				
8	50001-40730	Lever comp., valve(2)	1	1	1	1				
9	1902-55006	Bushing	4	4	4	4				
10	14400-67380	Shim	3	3	3	3				
11	14400-67390	Shaft, valve lever	2	2	2	2				
12	0302-32032	Pin, cotter	1	1	1	1				
13	0302-32050	Pin, cotter	2	2	2	2				
14	0000-86016	Washer	2	2	2	2				
15	0000-72016	Washer, plain	1	1	1	1				
16	14400-67400	Hook, spring	4	4	4	4				
17	14400-53760	Spring	2	2	2	2				
18	14400-53770	Lever, potentiometer	2	2	2	2				
19	0000-00006	Nut	2	2	2	2				
20	0000-70006	Washer, lock	2	2	2	2				
21	14400-97212	Knob	1	1	1	1				Lift
22	14401-02440	Boot, switch	1	1	1	1				
23	14400-97222	Knob	1	1	1	1				Tilt
24	14400-96861	Boot, lever	2	2	2	2				

Note :

Fig.1340H VALVE LINKAGE  
A.O.S, 3 Spools

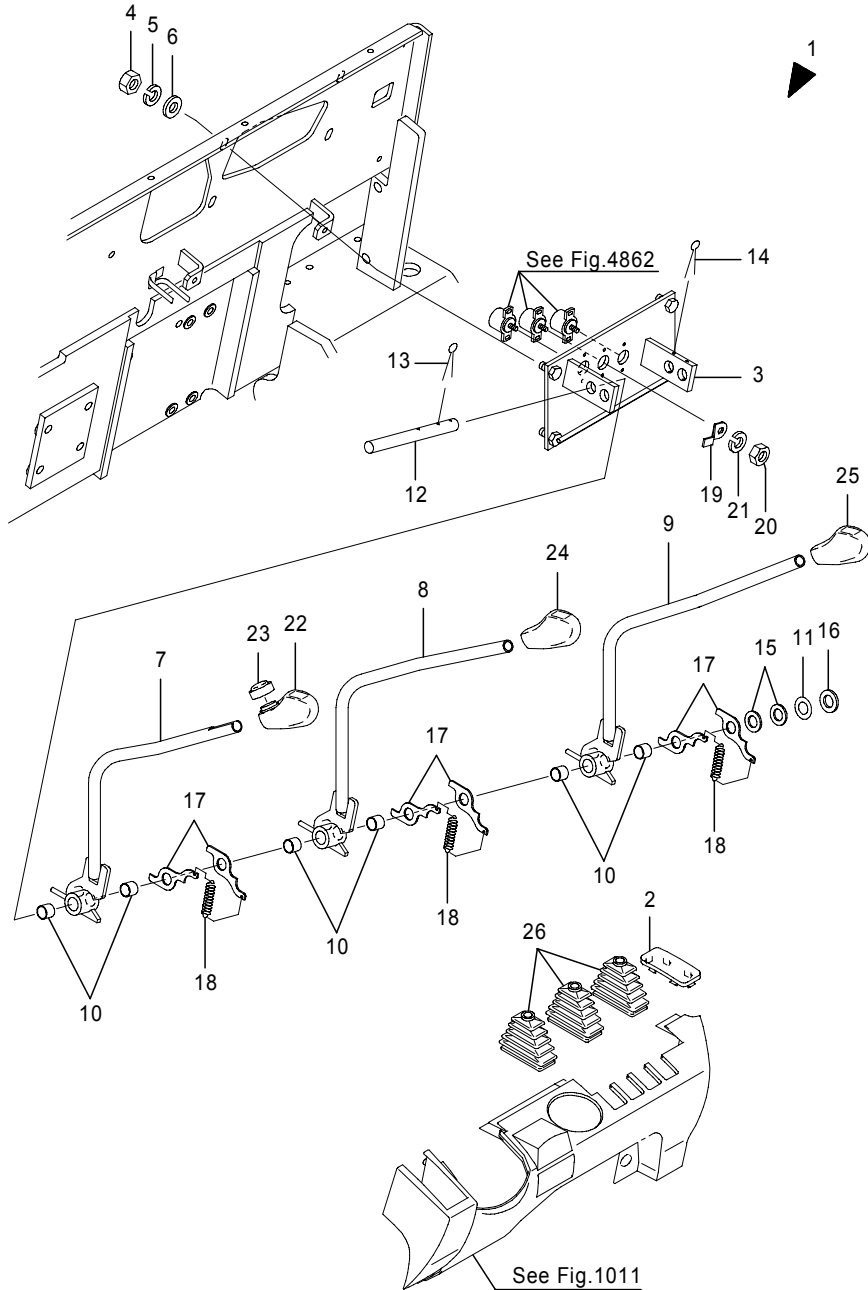


Fig.1340H VALVE LINKAGE  
A.O.S, 3 Spools

(A)=FB20P (D)=FB30P  
(B)=FB25P (E)=  
(C)=FB28P (F)=

No.	Parts No.	Parts Name	(A)	(B)	(C)	(D)	(E)	(F)	i/a	Remarks
1	50001-40760	Switch ASS'Y, valve	1	1	1	1				
1-1	50001-40761	Switch ASS'Y, valve (A=241AC****-)(B=241AC****-)(C=241AC****-)(D=251AC****-)	1	1	1	1				↑
2	14401-00990	Cap, lever	1	1	1	1				
3	14401-06190	Bracket, lever	1	1	1	1				
3-1	14401-06191	Bracket, lever (A=241AC****-)(B=241AC****-)(C=241AC****-)(D=251AC****-)	1	1	1	1				↓
4	0000-25010	Nut	4	4	4	4				
5	0000-71010	Washer, lock	4	4	4	4				
6	0000-73010	Washer, plain	4	4	4	4				
7	50001-40770	Lever comp., valve(1)	1	1	1	1				
8	50001-40730	Lever comp., valve(2)	1	1	1	1				
9	50001-40740	Lever comp., valve(3)	1	1	1	1				
10	1902-55006	Bushing	6	6	6	6				
11	14400-67380	Shim	5	5	5	5				
12	14400-67390	Shaft, valve lever	2	2	2	2				
13	0302-32032	Pin, cotter	1	1	1	1				
14	0302-32050	Pin, cotter	2	2	2	2				
15	0000-86016	Washer	2	2	2	2				
16	0000-72016	Washer, plain	1	1	1	1				
17	14400-67400	Hook, spring	6	6	6	6				
18	14400-53760	Spring	3	3	3	3				
19	14400-53770	Lever, potentiometer	3	3	3	3				
20	0000-00006	Nut	3	3	3	3				
21	0000-70006	Washer, lock	3	3	3	3				
22	14400-97212	Knob	1	1	1	1				Lift
23	14401-02440	Boot, switch	1	1	1	1				
24	14400-97222	Knob	1	1	1	1				Tilt
25	14400-99552	Knob, ATT	1	1	1	1				Opt
26	14400-96861	Boot, lever	3	3	3	3				

Note :



Fig.1341A VALVE LINKAGE 2

2 Spools,[CAN/OIS],FB20-28P(241AC6266-),30P(251AC0881-)

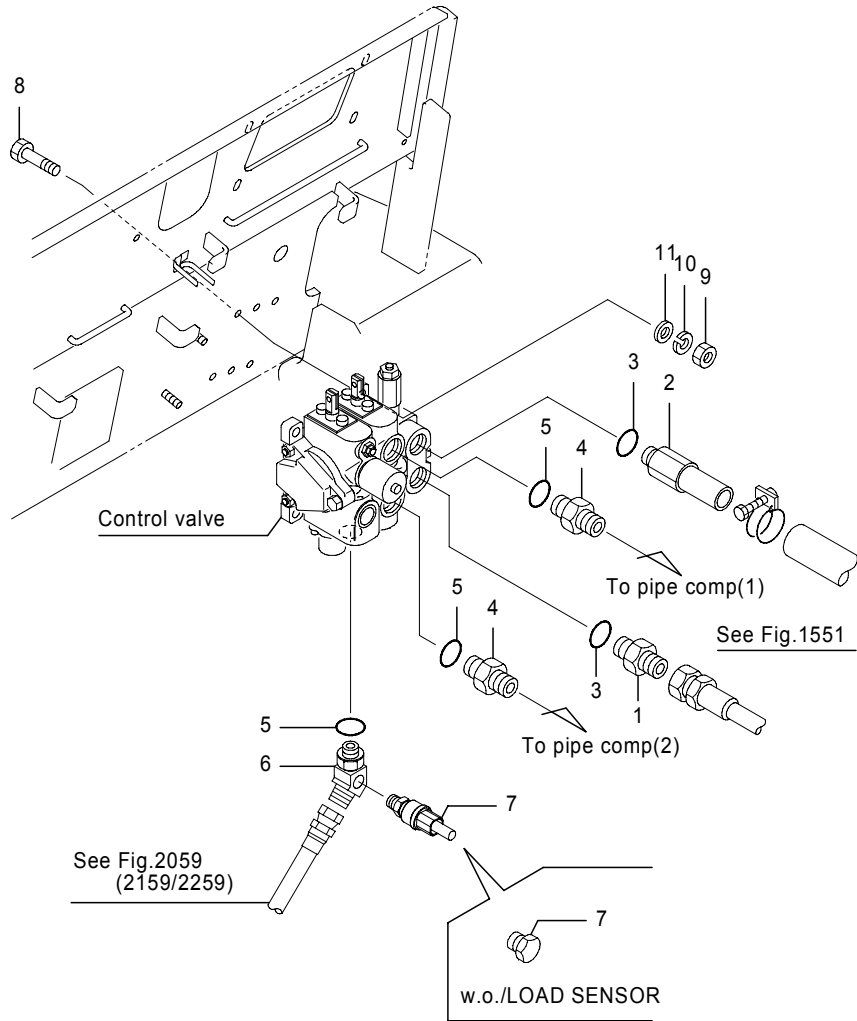


Fig.1341A VALVE LINKAGE 2

2 Spools,[CAN/OIS],FB20-28P(241AC6266-),30P(251AC0881-)

(A)=FB20P (D)=FB30P

(B)=FB25P (E)=

(C)=FB28P (F)=

No.	Parts No.	Parts Name	(A)	(B)	(C)	(D)	(E)	(F)	i/a	Remarks
1	5319-07090	Adapter	1	1	1	1				
2	14502-28790	Connector comp.	1	1	1	1				
3	1916-05001	Ring, O	2	2	2	2				
4	4210-81140	Adapter	2	2	2	2				
5	1916-05002	Ring, O	3	3	3	3				
6	70001-32320	Elbow	1	1	1	1				
7	70000-51930	Transmitter,pressure	1	1	1	1				w./LOAD SENSOR
	0006-70002	Plug, screw	1	1	1	1				w.o./LOAD SENSOR
8	0025-10045	Bolt	2	2	2	2				
9	0000-20010	Nut	4	4	4	4				
10	0000-70010	Washer, lock	4	4	4	4				
11	0000-72010	Washer, plain	4	4	4	4				

Note :

Fig.1341B VALVE LINKAGE 2

3 Spools,[CAN/OIS],FB20-28P(241AC6266-),30P(251AC0881-)

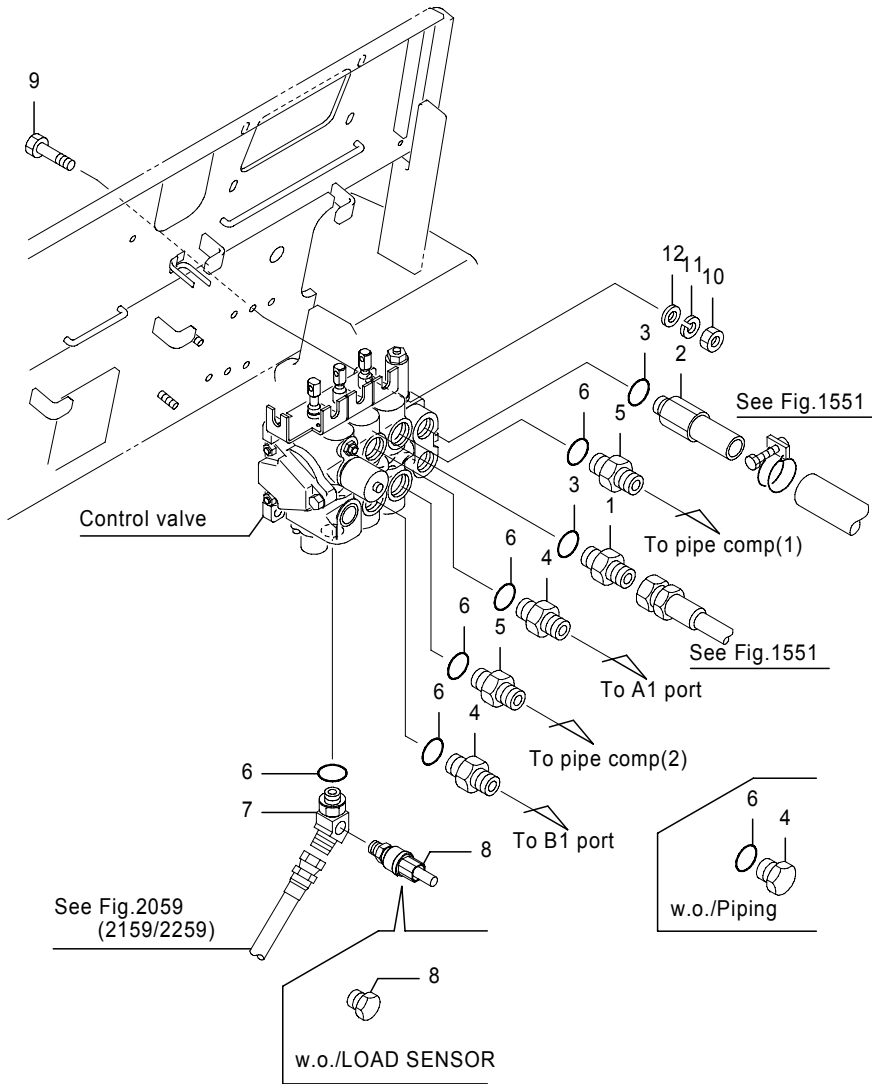


Fig.1341B VALVE LINKAGE 2

3 Spools,[CAN/OIS],FB20-28P(241AC6266-),30P(251AC0881-)

(A)=FB20P (D)=FB30P

(B)=FB25P (E)=

(C)=FB28P (F)=

No.	Parts No.	Parts Name	(A)	(B)	(C)	(D)	(E)	(F)	i/a	Remarks
1	5319-07090	Adapter	1	1	1	1				
2	14502-28790	Connector comp.	1	1	1	1				
3	1916-05001	Ring, O	2	2	2	2				
4	4210-81140	Adapter	2	2	2	2				
	4641-81230	Pulg	2	2	2	2				w.o./piping
5	5329-07310	Adapter	2	2	2	2				w./piping
6	1916-05002	Ring, O	5	5	5	5				
7	70001-32320	Elbow	1	1	1	1				
8	70000-51930	Transmitter,pressure	1	1	1	1				w./LOAD SENSOR
	0006-70002	Plug, screw	1	1	1	1				w.o./LOAD SENSOR
9	0025-10045	Bolt	2	2	2	2				
10	0000-20010	Nut	4	4	4	4				
11	0000-70010	Washer, lock	4	4	4	4				
12	0000-72010	Washer, plain	4	4	4	4				

Note :

Fig.1350 ACCELERATOR LINKAGE

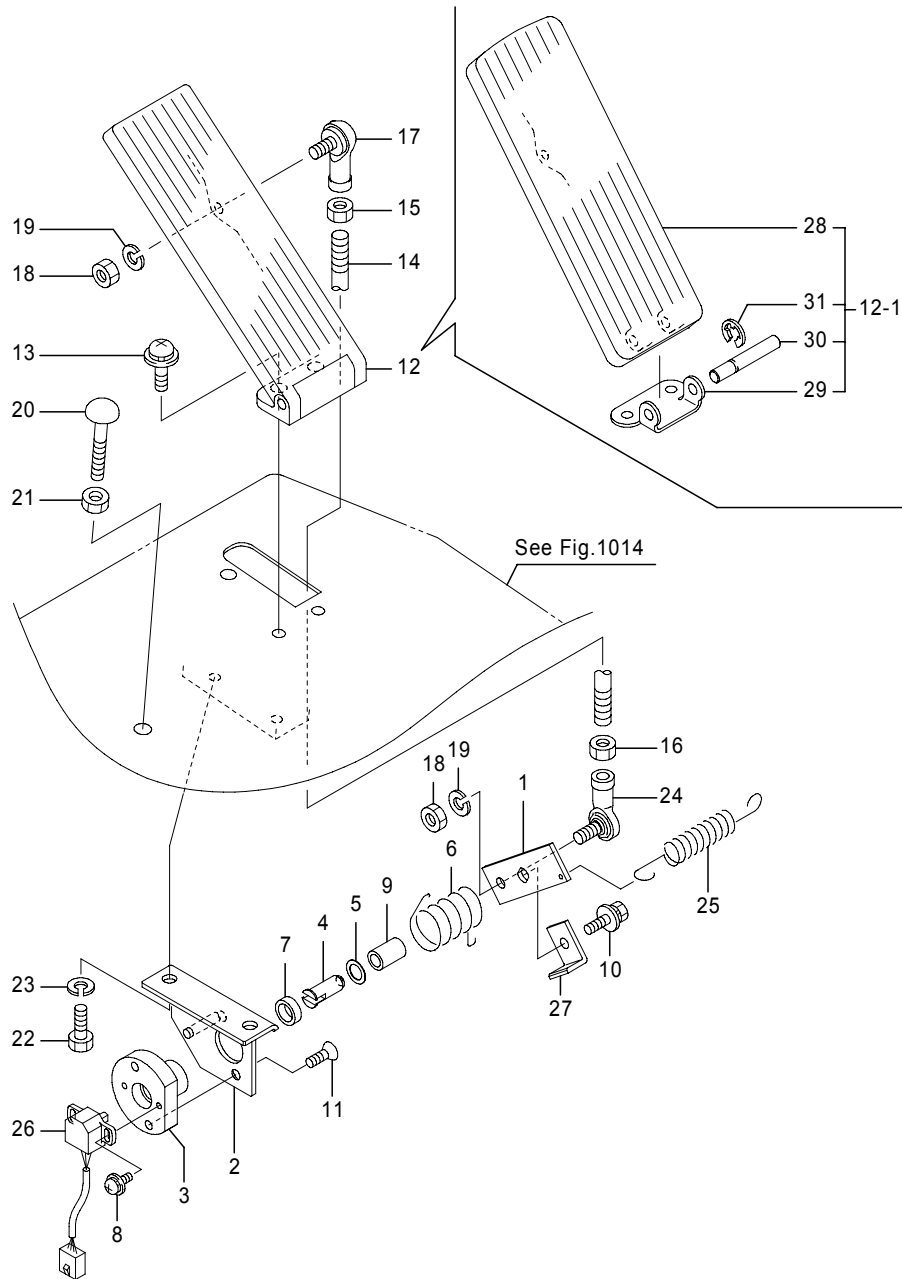


Fig.1350 ACCELERATOR LINKAGE

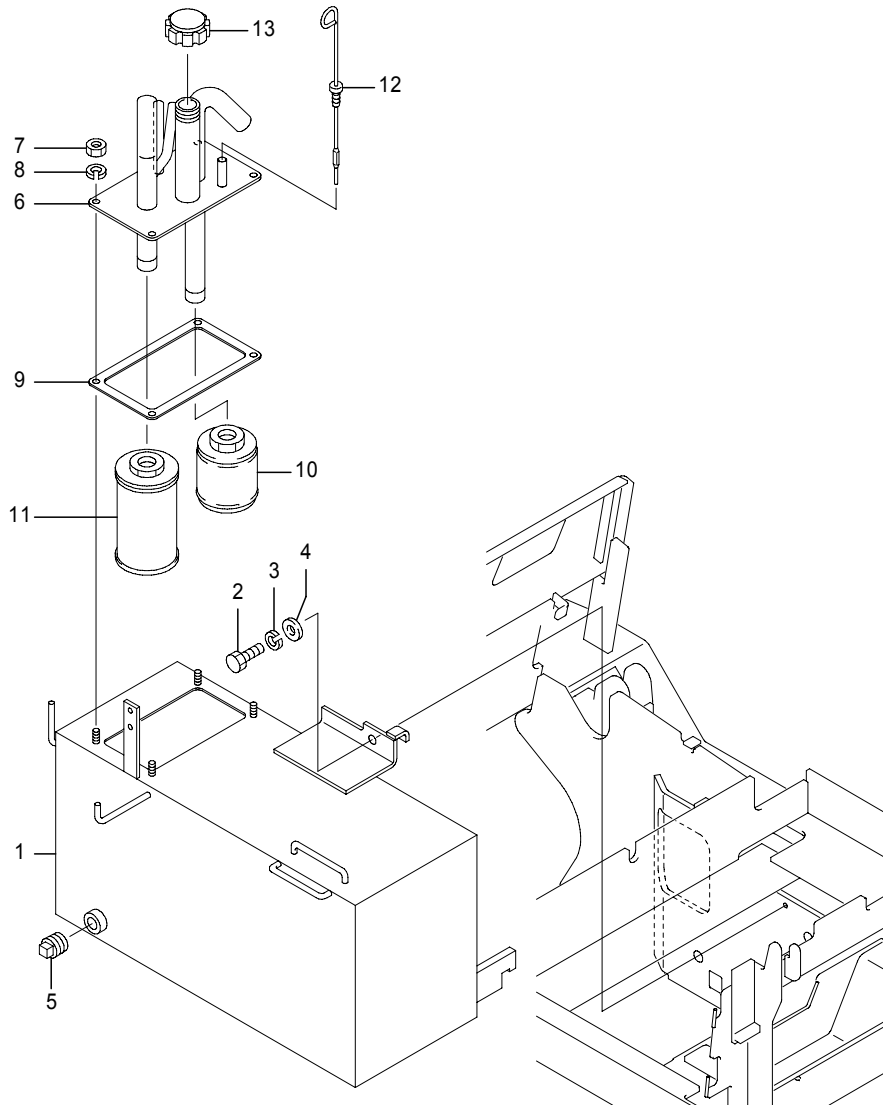
(A)=FB20P (D)=FB30P  
 (B)=FB25P (E)=  
 (C)=FB28P (F)=

No.	Parts No.	Parts Name	(A)	(B)	(C)	(D)	(E)	(F)	i/a	Remarks
1	50001-21341	Lever	1	1	1	1				
2	50000-87992	Bracket	1	1	1	1				
2-1	50000-87993	Bracket (A=241AC1920-)(B=241AC1920-)(C=241AC1920-)(D=251AC0190-)	1	1	1	1				↑
2-2	50000-87994	Bracket (A=241AC4654-)(B=241AC4654-)(C=241AC4654-)(D=251AC0589-)	1	1	1	1				↑
2-3	50000-87995	Bracket (A=241AC5743-)(B=241AC5743-)(C=241AC5743-)(D=251AC0779-)	1	1	1	1				↑
3	50001-21351	Case	1	1	1	1				
4	50000-88011	Shaft	1	1	1	1				
5	50000-88020	Shim, washer	1	1	1	1				
6	50000-88031	Spring	1	1	1	1				
7	50001-13520	Spacer	1	1	1	1				
8	0075-04012	Screw, w/washers	2	2	2	2				
9	1902-55059	Bushing	1	1	1	1				
10	0016-06012	Bolt, w/washers	1	1	1	1				
11	0084-06014	Screw, flat head	2	2	2	2				
12	32050-02670	Pedal	1	1	1	1				
12-1	50005-60450	PedalASS'Y, accel (A=241AC4671-)(B=241AC4671-)(C=241AC4671-)(D=251AC0592-)	1	1	1	1				↑
12-2	50005-60452	PedalASS'Y, accel (A=241AC7098-)(B=241AC7098-)(C=241AC7098-)(D=251AC1058-)	1	1	1	1				↑
13	0077-06016	Screw, w/washer	2	2	2	2				
14	14400-53290	Rod	1	1	1	1				
15	0000-10006	Nut, jam	1	1	1	1				
16	0000-10906	Nut(L), jam	1	1	1	1				
17	31610-00460	Ball, link	1	1	1	1				
18	0000-00006	Nut	2	2	2	2				
19	0000-70006	Washer, lock	2	2	2	2				
20	70000-12450	Screw, truss	1	1	1	1				
21	0000-10008	Nut, jam	1	1	1	1				
22	0010-08016	Bolt	2	2	2	2				
23	0000-70008	Washer, lock	2	2	2	2				
24	31610-00470	Ball, link	1	1	1	1				
25	50001-39610	Spring	1	1	1	1				

Note :



Fig.1500A OIL TANK



461-1327-02A  
(461-1327)

Fig.1500A OIL TANK

(A)=FB20P (D)=FB30P  
(B)=FB25P (E)=  
(C)=FB28P (F)=

No.	Parts No.	Parts Name	(A)	(B)	(C)	(D)	(E)	(F)	i/a	Remarks
1	14503-96243	Tank comp., oil	1	1	1					
	14503-96252	Tank comp., oil				1				
2	0020-10025	Bolt	1	1	1	1				
3	0000-70010	Washer, lock	1	1	1	1				
4	0000-72010	Washer, plain	1	1	1	1				
5	0003-50003	Plug	1	1	1	1				
6	14504-87970	Cover, tank	1	1	1					
	14503-96493	Cover, tank				1				
	14504-24163	Cover, tank	1	1						U
7	0000-00008	Nut	4	4	4	4				
8	0000-70008	Washer, lock	4	4	4	4				
9	14503-96302	Gasket	1	1	1	1				
10	31980-00830	Filter, suction	1	1	1					
	31980-00820	Filter, suction	1	1		1				FB20P/25P-U
11	1908-86001	Filter, return	1	1	1	1				
11-1	70000-02070	Filter, return	1	1	1	1				↓
	(A=241AC3021-)(B=241AC3021-)(C=241AC3021-)(D=251AC0314-)									
12	14502-26860	Gauge, level	1	1	1	1				
13	1997-28004	Cap, oil tank	1	1	1	1				STD/RP/DRP
	1997-28006	Cap, oil tank	1	1	1	1				CS/FCS

Note :

Fig.1500B OIL TANK  
FB20P/25P,Pm/Mm(MLH<6000)/Fm

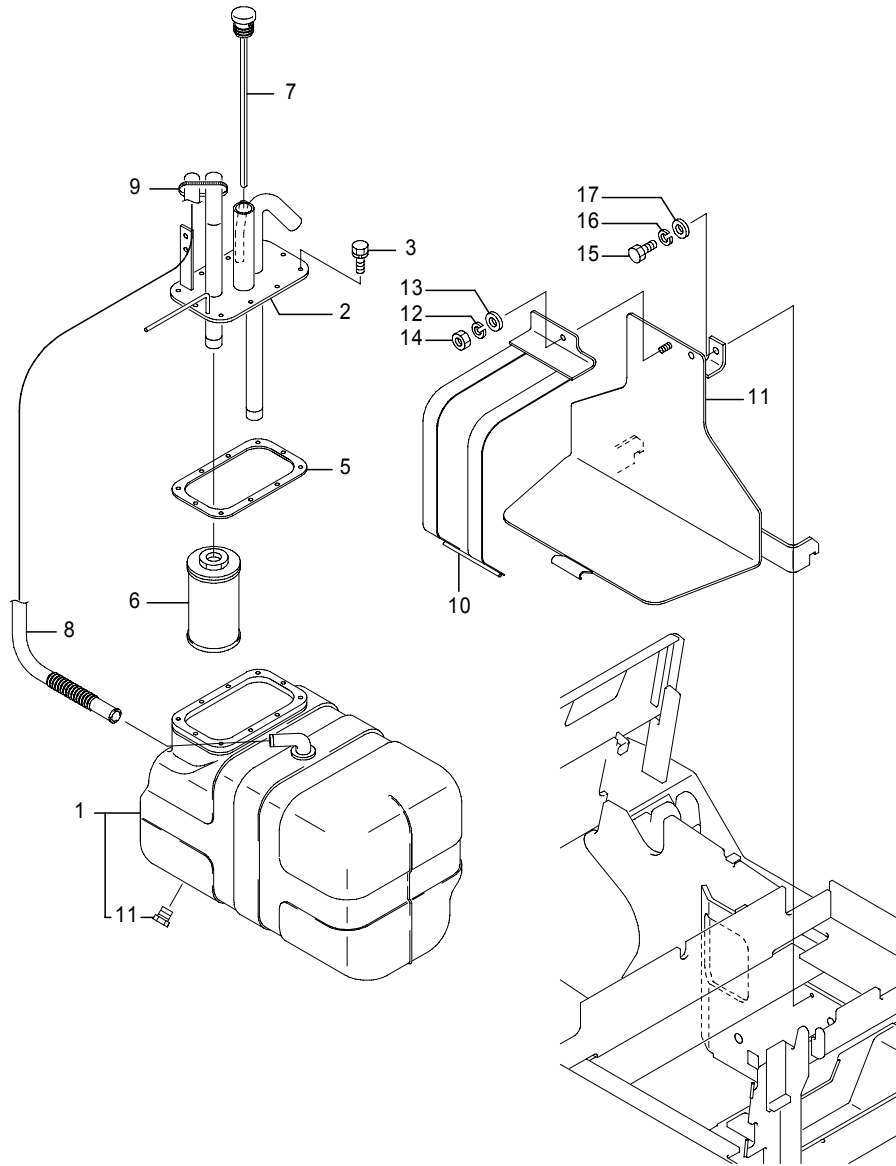


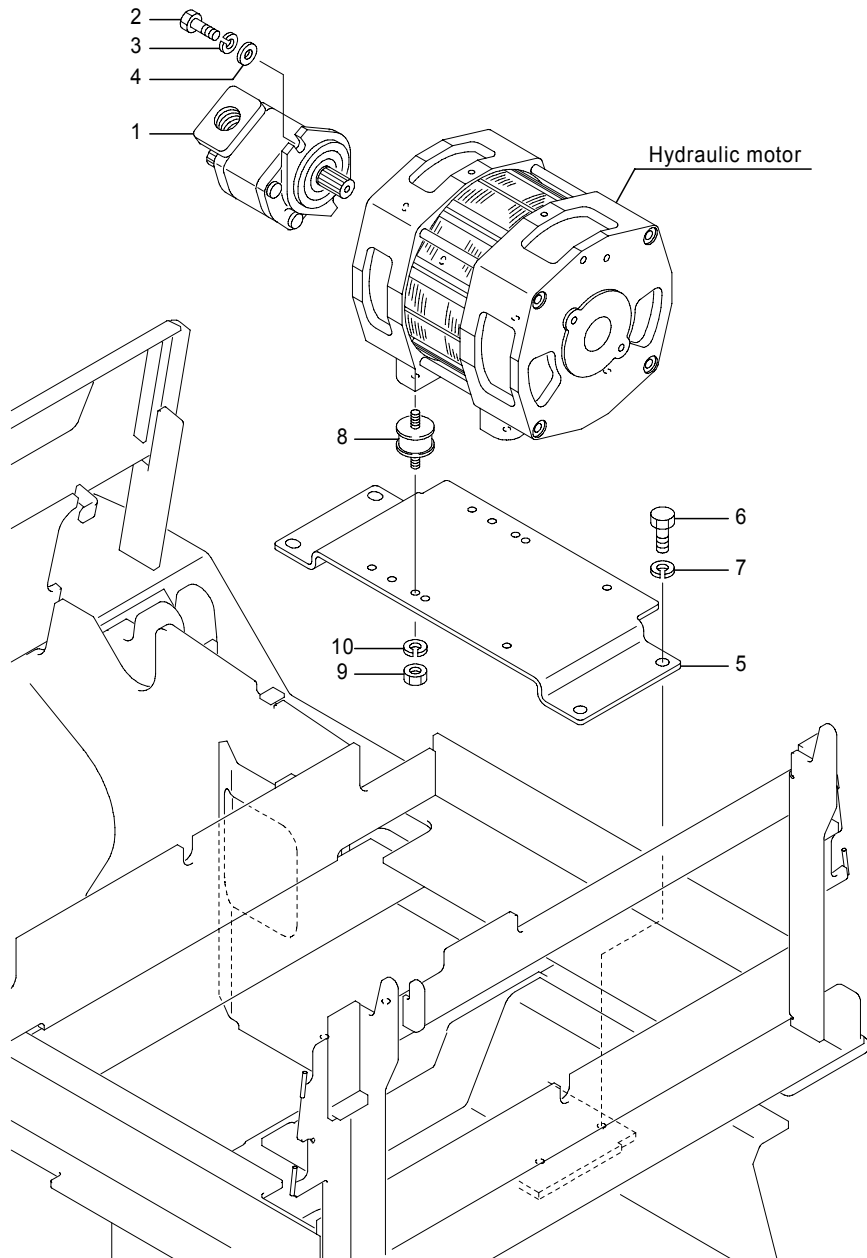
Fig.1500B OIL TANK  
FB20P/25P,Pm/Mm(MLH<6000)/Fm

(A)=FB20P (D)=FB30P  
(B)=FB25P (E)=  
(C)=FB28P (F)=

No.	Parts No.	Parts Name	(A)	(B)	(C)	(D)	(E)	(F)	i/a	Remarks
1	14504-67671	Tank comp., oil	1	1						
2	50001-23891	Cover, tank	1	1						
3	0017-05016	Bolt, w/washer	10	10						
5	14504-70800	Gasket	1	1						
6	70000-02070	Filter, return	1	1						
7	70000-24741	Cap, oiltank	1	1						
7-1	70000-24742 (A=241AC4199-)(B=241AC4199-)	Cap, oiltank	1	1					↑	
7-2	70000-24743 (A=241AC4199-)(B=241AC4199-)	Cap, oiltank	1	1					↑	
8	70000-24751	Hose, LP	1	1						
9	37990-20100	Band	1	1						
10	14505-04661	Band comp., tank	1	1						
11	50002-20421	Bracket(1), tank	1	1						
11-1	50002-20422 (A=241AC2889-)(B=241AC2889-)	Bracket(1), tank	1	1					↑	
12	0000-70010	Washer, lock	1	1						
13	0000-72010	Washer, plain	1	1						
14	0000-00010	Nut	1	1						
15	0020-10025	Bolt	1	1						
16	0000-70010	Washer, lock	1	1						
17	0000-72010	Washer, plain	1	1						

Note :

Fig.1510A OIL PUMP



461-1278-01A  
(461-1278)

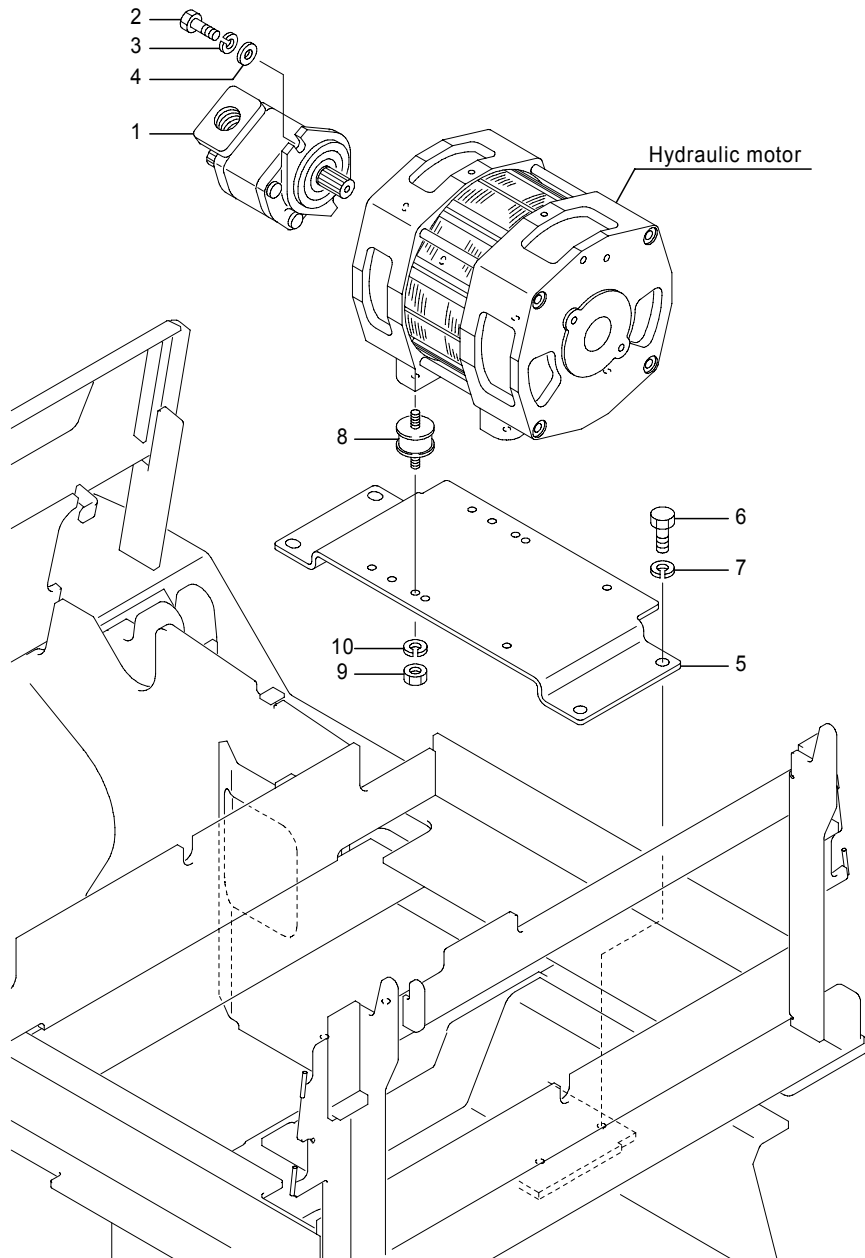
Fig.1510A OIL PUMP

(A)=FB20P (D)=FB30P  
(B)=FB25P (E)=  
(C)=FB28P (F)=

No.	Parts No.	Parts Name	(A)	(B)	(C)	(D)	(E)	(F)	i/a	Remarks
1	31870-16990	Pump, gear	1	1	1					TMG1-23
	31870-17000	Pump, gear	1	1	1					TMG1-27,FB20P/25P-U
2	0020-10025	Bolt	2	2	2	2				
2-1	0020-10030	Bolt	2	2	2	2			↑	(A=241AC3289-)(B=241AC3289-)(C=241AC3289-)(D=251AC0343-)
2-2	70000-56800	Bolt, w/washers	2	2	2	2			↑	(A=241AC5198-)(B=241AC5198-)(C=241AC5198-)(D=251AC0697-)
2	0024-10025	Bolt	2	2	2	2				CS/FCS/RP,DRP
2-1	0024-10030	Bolt	2	2	2	2			↑	CS/FCS/RP,DRP
										(A=241AC3939-)(B=241AC3939-)(C=241AC3939-)(D=251AC0448-)
3	0000-70010	Washer, lock	2	2	2	2				
4	0000-72010	Washer, plain	2	2	2	2				
5	14504-15592	Bracket, motor	1	1	1	1				
6	0020-12020	Bolt	4	4	4	4				
	0024-12020	Bolt	4	4	4	4				CS/FCS/RP,DRP
7	0000-70012	Washer, lock	4	4	4	4				
8	32090-01830	Cushion(1)	4	4	4	4				
	32090-01840	Cushion(1)	4	4	4	4				
	32090-01870	Cushion(1)	4	4	4	4				
9	0000-00008	Nut	4	4	4	4				
	0000-04008	Nut	4	4	4	4				CS/FCS/RP,DRP
10	0000-70008	Washer, lock	4	4	4	4				

Note :

Fig.1510B OIL PUMP  
[CAN TYPE]



461-1278-01A  
(469-1142/461-1278)

Fig.1510B OIL PUMP  
[CAN TYPE]

(A)=FB20P (D)=FB30P  
(B)=FB25P (E)=  
(C)=FB28P (F)=

No.	Parts No.	Parts Name	(A)	(B)	(C)	(D)	(E)	(F)	i/a	Remarks
1	31870-17260	Pump, gear	1	1	1					TMG1-18
	31870-17000	Pump, gear				1				TMG1-27
2	0024-10030	Bolt	2	2	2	2				CS/FCS/RP,DRP
	0020-10030	Bolt	2	2	2	2				
2-1	70000-56800	Bolt, w/washers	2	2	2	2				└┘
-----										
3	0000-70010	Washer, lock	2	2	2	2				CS/FCS/RP,DRP
	0000-50010	Washer, lock	2	2	2	2				
-----										
4	0000-72010	Washer, plain	2	2	2	2				CS/FCS/RP,DRP
	0000-52010	Washer, plain	2	2	2	2				
-----										
5	14504-15592	Bracket, motor	1	1	1	1				
6	0020-12020	Bolt	4	4	4	4				CS/FCS/RP,DRP
	0024-12020	Bolt	4	4	4	4				
7	0000-70012	Washer, lock	4	4	4	4				CS/FCS/RP,DRP
	0000-50012	Washer, lock	4	4	4	4				
-----										
8	32090-01830	Cushion(1)	4	4	4	4				
	32090-01840	Cushion(1)	4	4	4	4				
	32090-01870	Cushion(1)	4	4	4	4				
9	0000-00008	Nut	4	4	4	4				CS/FCS/RP,DRP
	0000-04008	Nut	4	4	4	4				
10	0000-70008	Washer, lock	4	4	4	4				CS/FCS/RP,DRP
	0000-50008	Washer, lock	4	4	4	4				
-----										

Note :



Fig.1520A CONTROL VALVE  
2 Spools, FB20P-28P(-241AC6265), 30P(-251AC0880)

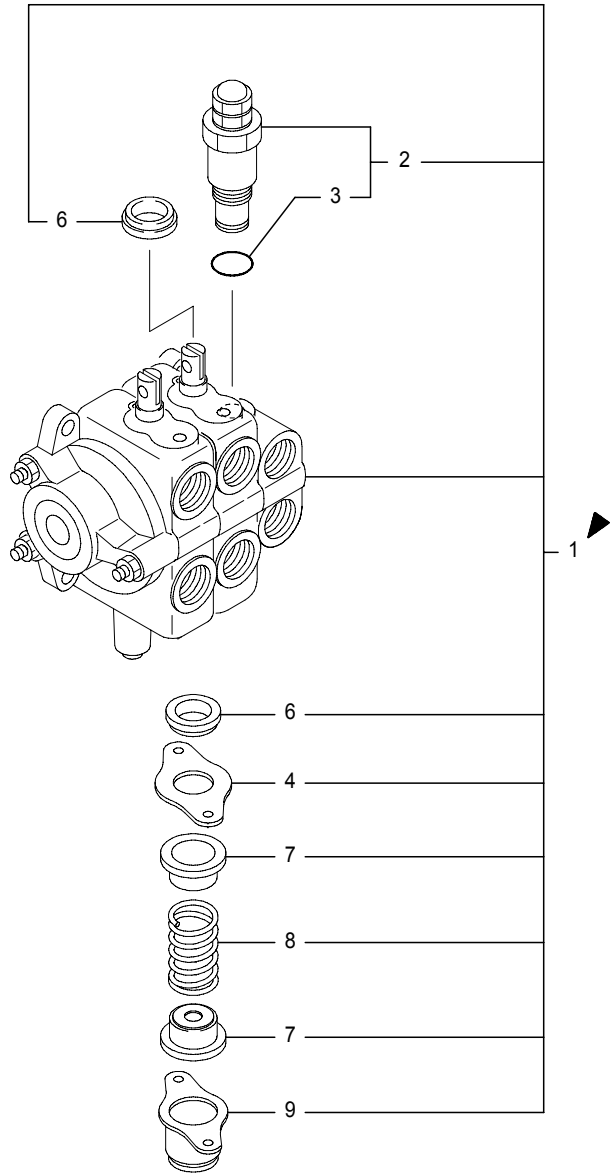


Fig.1520A CONTROL VALVE  
2 Spools, FB20P-28P(-241AC6265), 30P(-251AC0880)

(A)=FB20P (D)=FB30P  
(B)=FB25P (E)=  
(C)=FB28P (F)=

No.	Parts No.	Parts Name	(A)	(B)	(C)	(D)	(E)	(F)	i/a	Remarks
1	70000-14340	Valve, control	1							MSV04-2-8157-05
	70000-14350	Valve, control		1	1	1				MSV04-2-8157-01
2	70000-28430	Valve, relief	1							15.7MPa(Gray)
	70000-28440	Valve, relief		1	1	1				17.2MPa(Green)
3	0350-00180	Ring, O	1	1	1	1				
4	31810-17720	Plate, seal	4	4	4	4				
6	31810-17730	Seal, dust	4	4	4	4				
7	31810-17750	Retainer, spring	4	4	4	4				
8	31810-17700	Spring	2	2	2	2				
9	31810-17740	Cap	2	2	2	2				

Note : Location : See fig.1340

### Fig.1520B CONTROL VALVE

2 Spools, CAN/OIS, FB20P-28P(241AC6266-), 30P(251AC0881-)

### Fig.1520B CONTROL VALVE

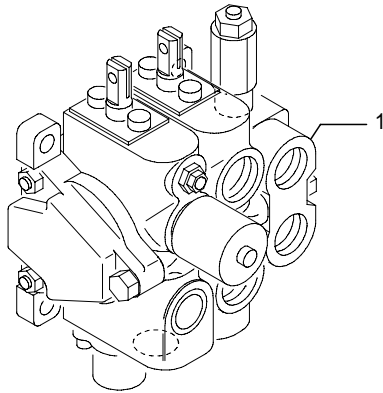
2 Spools, CAN/OIS, FB20P-28P(241AC6266-), 30P(251AC0881-)

(A)=FB20P (D)=FB30P

(B)=FB25P (E)=

(C)=FB28P (F)=

No.	Parts No.	Parts Name	(A)	(B)	(C)	(D)	(E)	(F)	i/a	Remarks
1	70001-34950	Valve, control	1							15.7MPa
	70001-34960	Valve, control		1	1	1				17.2MPa



Note : Location : See fig.1340

Fig.1520C CONTROL VALVE  
 3 Spools, FB20P-28P(-241AC6265), 30P(-251AC0880)

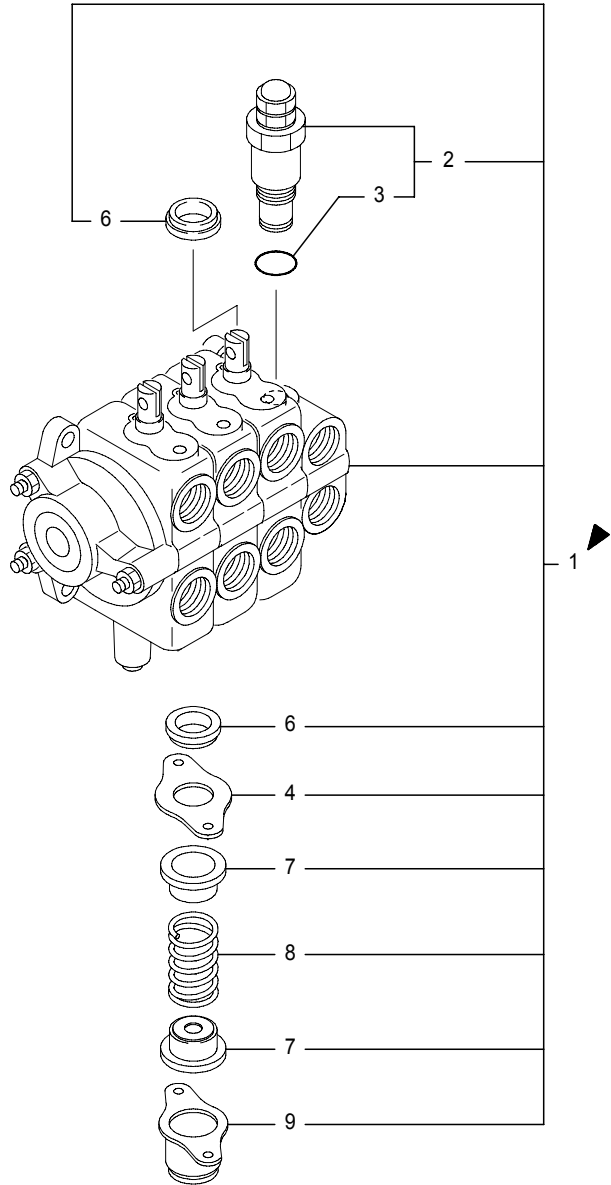


Fig.1520C CONTROL VALVE  
 3 Spools, FB20P-28P(-241AC6265), 30P(-251AC0880)

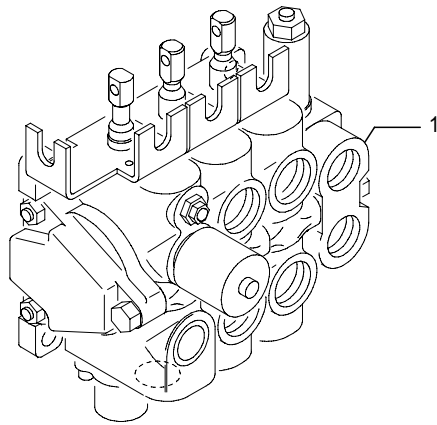
(A)=FB20P (D)=FB30P  
 (B)=FB25P (E)=  
 (C)=FB28P (F)=

No.	Parts No.	Parts Name	(A)	(B)	(C)	(D)	(E)	(F)	i/a	Remarks
1	70000-14370	Valve, control	1							MSV04-2-8158-05
	70000-14380	Valve, control		1	1	1				MSV04-2-8158-01
2	70000-28430	Valve, relief	1							15.7MPa(Gray)
	70000-28440	Valve, relief		1	1	1				17.2MPa(Green)
3	0350-00180	Ring, O	1	1	1	1				
4	31810-17720	Plate, seal	6	6	6	6				
6	31810-17730	Seal, dust	6	6	6	6				
7	31810-17750	Retainer, spring	6	6	6	6				
8	31810-17700	Spring	3	3	3	3				
9	31810-17740	Cap	3	3	3	3				

Note : Location : See fig.1340

### Fig.1520D CONTROL VALVE

3 Spools, CAN/OIS, FB20P-28P(241AC6266-), 30P(251AC0881-)



### Fig.1520D CONTROL VALVE

3 Spools, CAN/OIS, FB20P-28P(241AC6266-), 30P(251AC0881-)

(A)=FB20P (D)=FB30P

(B)=FB25P (E)=

(C)=FB28P (F)=

No.	Parts No.	Parts Name	(A)	(B)	(C)	(D)	(E)	(F)	i/a	Remarks
1	70001-34980	Valve, control	1							15.7MPa
	70001-34990	Valve, control		1	1	1				17.2MPa

-----

-----

-----

-----

-----

-----

-----

-----

Note : Location : See fig.1340

Fig.1520E CONTROL VALVE  
Finger tip, A.O.S, 3 Spools

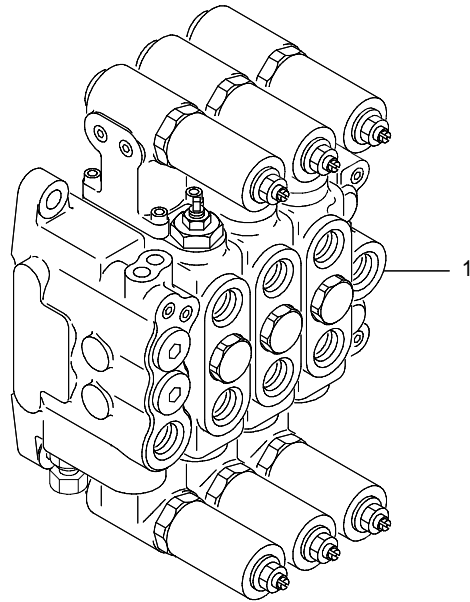


Fig.1520E CONTROL VALVE  
Finger tip, A.O.S, 3 Spools

(A)=FB20P (D)=FB30P  
(B)=FB25P (E)=  
(C)=FB28P (F)=

No.	Parts No.	Parts Name	(A)	(B)	(C)	(D)	(E)	(F)	i/a	Remarks
1	31810-16361		1							15.7MPa
	31810-16371			1	1	1				17.2MPa

Note : Location : See fig.1340

Fig.1520F CONTROL VALVE  
Finger tip, 4 Spools

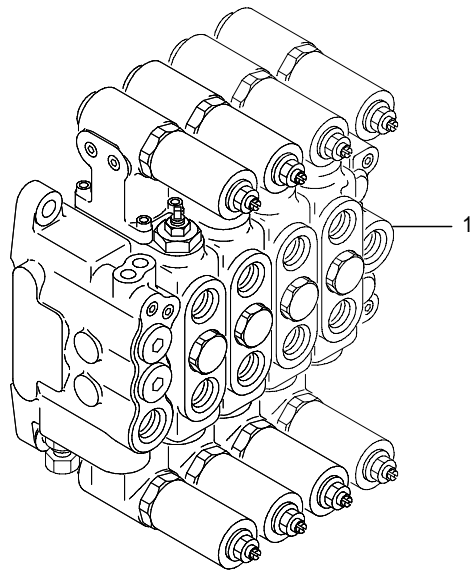


Fig.1520F CONTROL VALVE  
Finger tip, 4 Spools

(A)=FB20P (D)=FB30P  
(B)=FB25P (E)=  
(C)=FB28P (F)=

No.	Parts No.	Parts Name	(A)	(B)	(C)	(D)	(E)	(F)	i/a	Remarks
1	31810-16901		1							15.7MPa
	31810-16911			1	1	1				17.2MPa

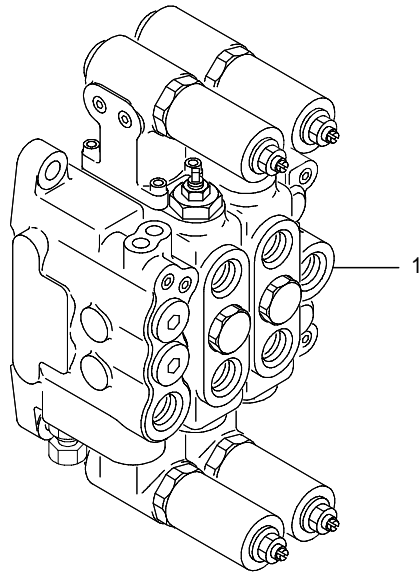
Note : Location : See fig.1340

Fig.1520G CONTROL VALVE  
A.O.S, 2 Spools

Fig.1520G CONTROL VALVE  
A.O.S, 2 Spools

(A)=FB20P (D)=FB30P  
(B)=FB25P (E)=  
(C)=FB28P (F)=

No.	Parts No.	Parts Name	(A)	(B)	(C)	(D)	(E)	(F)	i/a	Remarks
1	31810-16321	Valve, control	1							15.7MPa
	31810-16331	Valve, control		1	1	1				17.2MPa



-----

-----

-----

-----

-----

-----

-----

-----

Note : Location : See fig.1340

Fig.1551A FRAME PIPING 1  
 FB20P(-241AC1805),FB30P(-251AC0171)

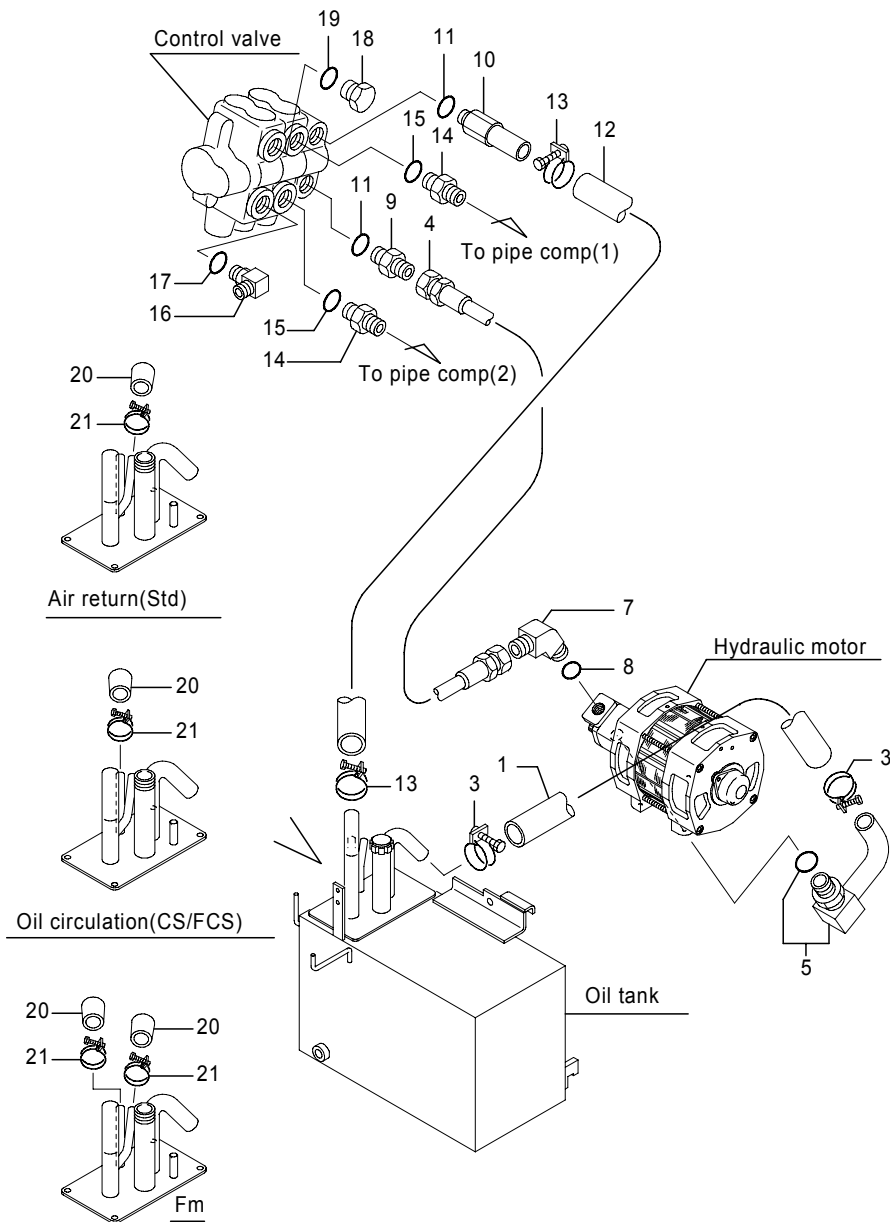


Fig.1551A FRAME PIPING 1  
 FB20P-28P(-241AC1805),FB30P(-251AC0171)

(A)=FB20P (D)=FB30P  
 (B)=FB25P (E)=  
 (C)=FB28P (F)=

No.	Parts No.	Parts Name	(A)	(B)	(C)	(D)	(E)	(F)	i/a	Remarks
1	14504-79280	Hose, LP	1	1	1					Std
	14504-79291	Hose, LP	1	1						U
	14504-79301	Hose, LP				1				
3	0399-00038	Clip, hose	2	2	2					Std
	0399-00048	Clip, hose	2	2	2					FB20P/25P-U
4	02500-12051	Hose, HP	1	1	1					
	02500-12070	Hose, HP				1				
5	31830-66771	Connector comp.	1	1	1					Std
	31830-66910	Connector comp.	1	1		1				FB20P/25P-U
7	31830-65700	Elbow	1	1	1	1				Std
	31830-66610	Elbow	1	1						U
8	0350-00240	Ring, O	1	1	1	1				
9	5319-07090	Adapter	1	1	1	1				
10	14502-28790	Connector comp.	1	1	1	1				
11	1916-05001	Ring, O	2	2	2	2				
12	14504-25860	Hose, LP	1	1	1	1				
13	0399-00038	Clip, hose	2	2	2	2				
14	4210-81140	Adapter	2	2	2	2				
15	1916-05002	Ring, O	2	2	2	2				
16	4210-81091	Elbow	1	1	1	1				
17	1916-05002	Ring, O	1	1	1	1				
18	4641-81230	Plug	1	1	1	1				
19	1916-05002	Ring, O	1	1	1	1				
20	32290-00490	Cap	1	1	1	1				Pm/Mm
	32290-00490	Cap	2	2	2	2				Fm
21	0399-00018	Clip, hose	1	1	1	1				Pm/Mm
	0399-00018	Clip, hose	2	2	2	2				Fm

Note :



Fig.1551B FRAME PIPING 1  
 FB20P-28P(241AC1806-),FB30P(251AC0172-)

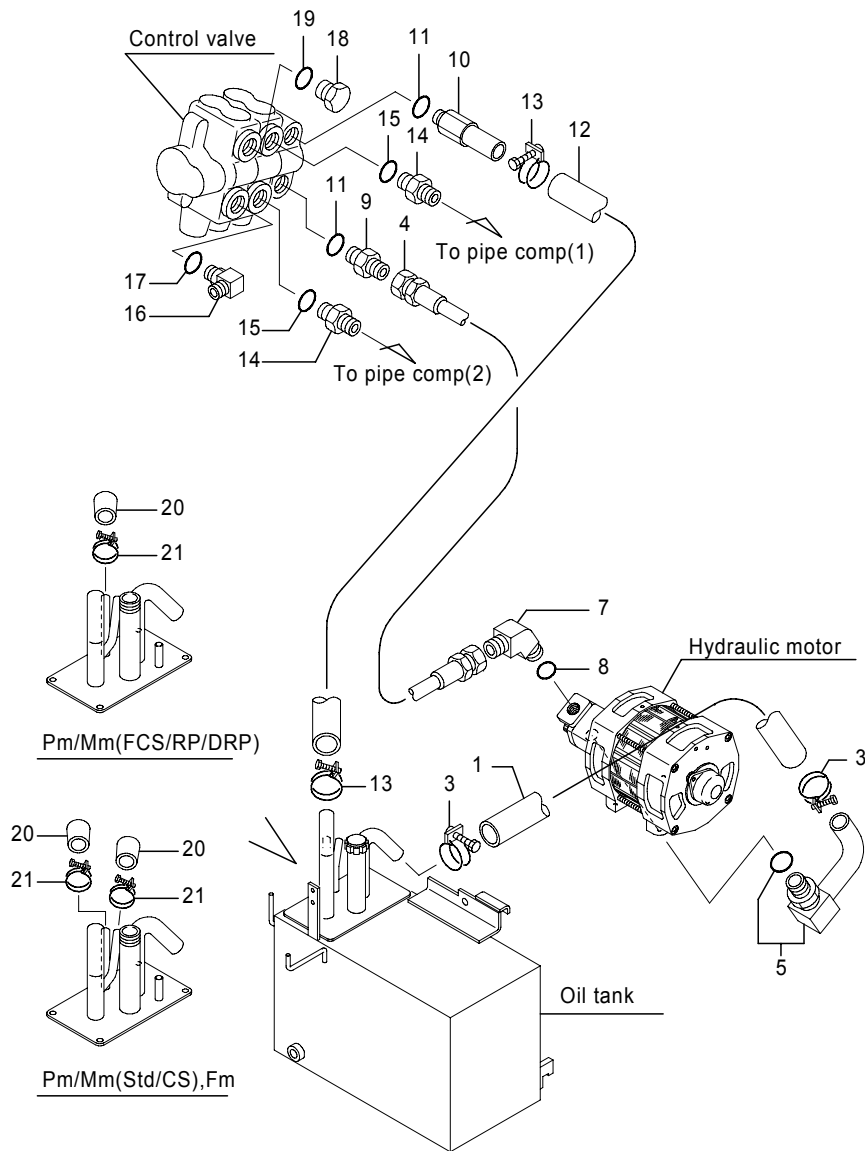


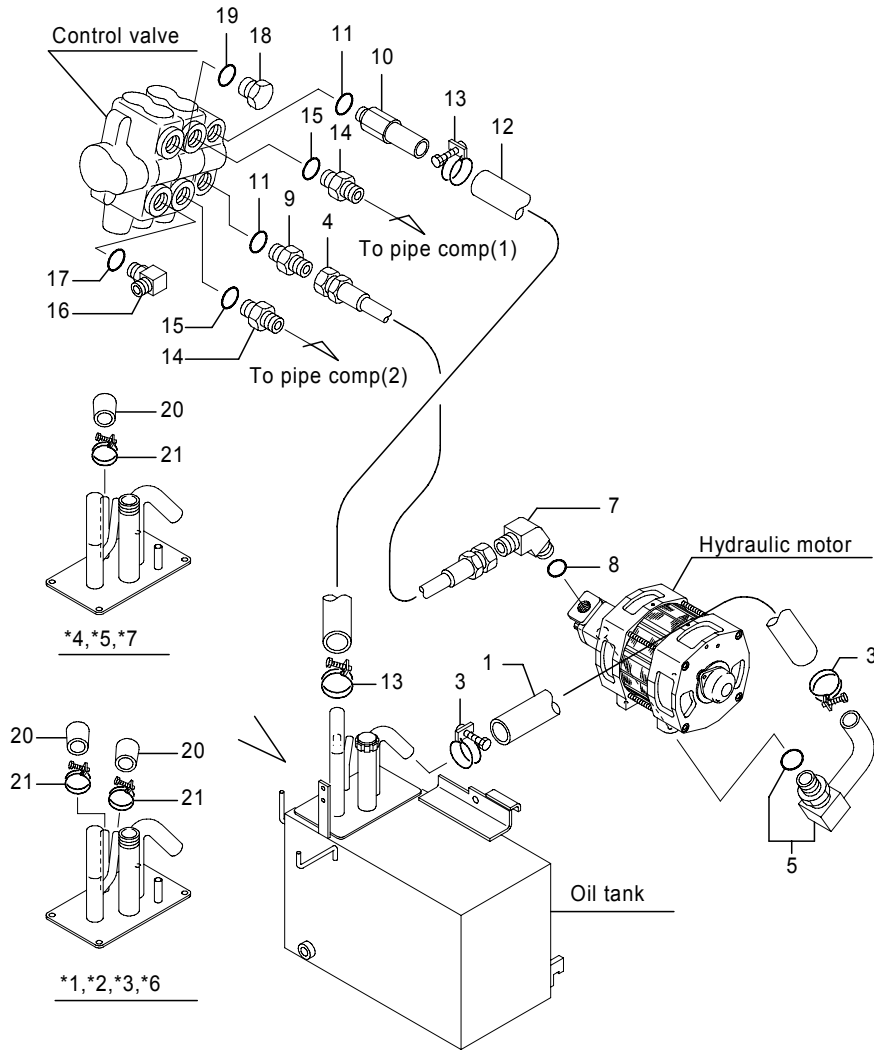
Fig.1551B FRAME PIPING 1  
 FB20P-28P(241AC1806-),FB30P(251AC0172-)

(A)=FB20P (D)=FB30P  
 (B)=FB25P (E)=  
 (C)=FB28P (F)=

No.	Parts No.	Parts Name	(A)	(B)	(C)	(D)	(E)	(F)	i/a	Remarks
1	14504-79280	Hose, LP	1	1	1					Std
	14504-79291	Hose, LP	1	1						U
	14504-79301	Hose, LP				1				
3	0399-00038	Clip, hose	2	2	2					Std
	0399-00048	Clip, hose	2	2	2					FB20P/25P-U
4	02500-12051	Hose, HP	1	1	1					
	02500-12070	Hose, HP				1				
5	31830-66771	Connector comp.	1	1	1					Std
	31830-66910	Connector comp.	1	1	1					FB20P/25P-U
7	31830-65700	Elbow	1	1	1	1				Std
	31830-66610	Elbow	1	1						U
8	0350-00240	Ring, O	1	1	1	1				
9	5319-07090	Adapter	1	1	1	1				
10	14502-28790	Connector comp.	1	1	1	1				
11	1916-05001	Ring, O	2	2	2	2				
12	14504-25860	Hose, LP	1	1	1	1				
13	0399-00038	Clip, hose	2	2	2	2				
14	4210-81140	Adapter	2	2	2	2				
15	1916-05002	Ring, O	2	2	2	2				
16	4210-81091	Elbow	1	1	1	1				
17	1916-05002	Ring, O	1	1	1	1				
18	4641-81230	Plug	1	1	1	1				
19	1916-05002	Ring, O	1	1	1	1				
20	32290-00490	Cap	1	1	1	1				Pm/Mm(FCS/RP/DRP)
	32290-00490	Cap	2	2	2	2				Pm/Mm(Std/CS),Fm
21	0399-00018	Clip, hose	1	1	1	1				Pm/Mm(FCS/RP/DRP)
	0399-00018	Clip, hose	2	2	2	2				Pm/Mm(Std/CS),Fm

Note :

Fig.1551C FRAME PIPING 1  
 FB20P-28P(241AC2608-),FB30P(251AC0271-)



Model	Abbreviations	Remarks
FB20P/25P(MLH>=6000)	Mm Std	*1
	Pm/Mm CS	
FB20P/25P	Fm CS/FCS RP/DRP	*1
	Pm/Mm Std/CS	
FB28P	Fm Std/CS	*2
	Pm/Mm Std/CS	
FB30P	Fm Std/CS	*3
	Pm/Mm Std/CS	

Model	Abbreviations	Remarks
FB20P/25P(MLH>=6000)	Mm Std	*4
	Pm/Mm FCS/RP/DRP	
FB28P	Pm/Mm FCS/RP/DRP	*5
	Pm/Mm FCS/RP/DRP	
FB20P/25P-U	Pm/Mm FCS/RP/DRP	*6
	Pm/Mm/Fm Std	
FB20P/25P(MLH<6000)	Mm Std	*7
	Pm/Mm/Fm Std	

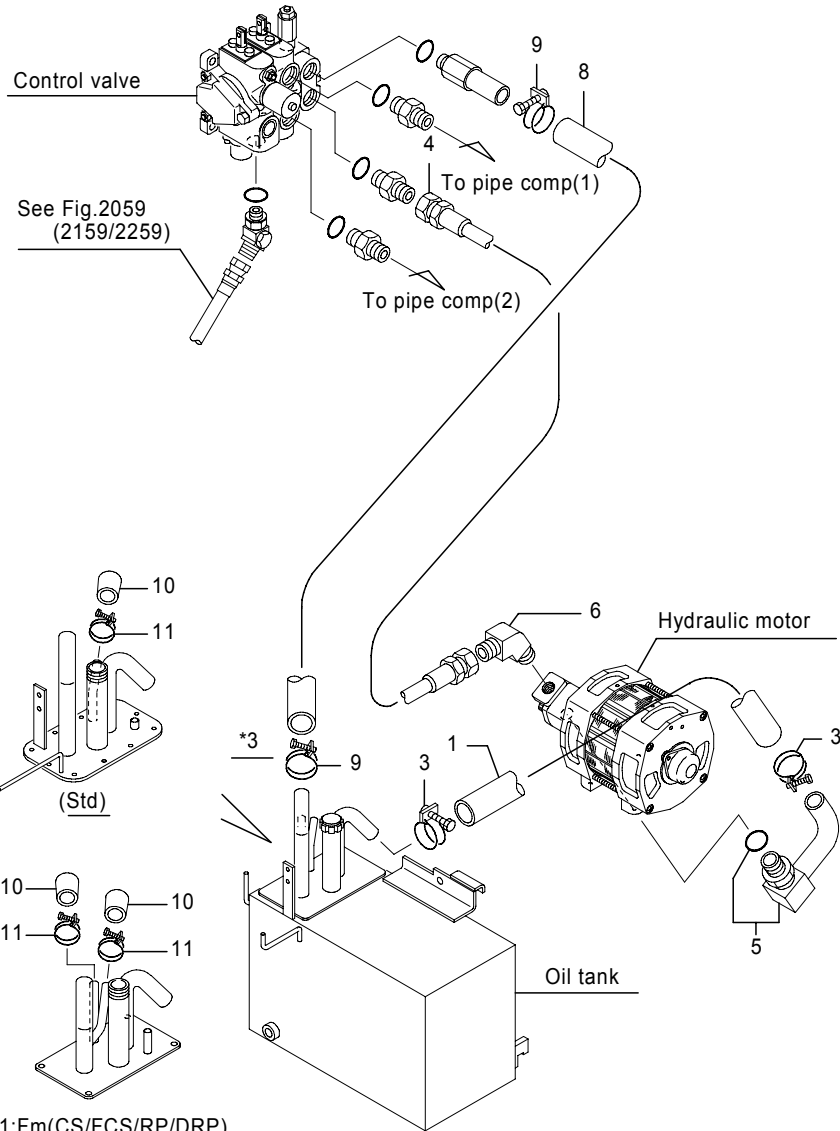
Fig.1551C FRAME PIPING 1  
 FB20P-28P(241AC2608-),FB30P(251AC0271-)

(A)=FB20P (D)=FB30P  
 (B)=FB25P (E)=  
 (C)=FB28P (F)=

No.	Parts No.	Parts Name	(A)	(B)	(C)	(D)	(E)	(F)	i/a	Remarks
1	14504-79280	Hose, LP	1	1	1					*1,*4,*7
	14504-79291	Hose, LP	1	1						*3,*6
	14504-79301	Hose, LP				1				*2,*5
	1-1 14504-79302	Hose, LP				1			↑	*2,*5
(D=251AC0515-)										
3	0399-00038	Clip, hose	2	2	2					*1,*4,*7
	0399-00048	Clip, hose	2	2	2					*2,*3,*5,*6
4	70000-56210	Hose, HP	1	1	1					
	70000-56230	Hose, HP					1			
5	31830-66771	Connector comp.	1	1	1					*1,*4,*7
	31830-66910	Connector comp.	1	1	1					*2,*3,*5,*6
7	31830-65700	Elbow	1	1	1	1				*1,*3,*4,*6,*7
	31830-66610	Elbow	1	1						*2,*5
8	0350-00240	Ring, O	1	1	1	1				
9	5319-07090	Adapter	1	1	1	1				
10	14502-28790	Connector comp.	1	1	1	1				
11	1916-05001	Ring, O	2	2	2	2				
12	14504-25860	Hose, LP	1	1	1	1				
13	0399-00038	Clip, hose	2	2	2	2				
	4210-81140	Adapter	2	2	2	2				
15	1916-05002	Ring, O	2	2	2	2				
16	4210-81091	Elbow	1	1	1	1				
17	1916-05002	Ring, O	1	1	1	1				
18	4641-81230	Plug	1	1	1	1				
19	1916-05002	Ring, O	1	1	1	1				
20	32290-00490	Cap	1	1	1	1				*4,*5,*7
	32290-00490	Cap	2	2	2	2				*1,*2,*3,*6
21	0399-00018	Clip, hose	1	1	1	1				*4,*5,*7
	0399-00018	Clip, hose	2	2	2	2				*1,*2,*3,*6

Note :

Fig.1551D FRAME PIPING 1  
 [CAN/OIS],Inner drain type,FB20P/25P(241AC6266-)



\*1:Fm(CS/FCS/RP/DRP)  
 \*2

Fig.1551D FRAME PIPING 1  
 [CAN/OIS],Inner drain type,FB20P/25P(241AC6266-)

(A)=FB20P (D)=FB30P  
 (B)=FB25P (E)=  
 (C)=FB28P (F)=

No.	Parts No.	Parts Name	(A)	(B)	(C)	(D)	(E)	(F)	i/a	Remarks
1	14504-79280	Hose, LP	1	1						
	14504-79291	Hose, LP	1	1						FB20P/25P-U
3	0399-00038	Clip, hose	2	2						
	0399-00048	Clip, hose	2	2						FB20P/25P-U
4	70000-56210	Hose, HP	1	1						
5	70000-58780	Connector comp.	1	1						
	31830-66910	Connector comp.	1	1						FB20P/25P-U
6	31830-65700	Elbow,45°	1	1						
8	14504-25860	Hose, LP	1	1						
9	0399-00038	Clip, hose	2	2						
10	32290-00490	Cap	1	1						[Pm/Mm]:Std,MLH<6000,[PFL]:Std
	32290-00490	Cap	2	2						[Mm]:Std,MLH>=6000,*1
	32290-00490	Cap	2	2						20P/25P-U,[Pm/Mm]:Std,[PFL]:*2
11	0399-00018	Clip, hose	1	1						[Pm/Mm]:Std,MLH<6000,[PFL]:Std
	0399-00018	Clip, hose	2	2						[Mm]:Std,MLH>=6000,*1
	0399-00018	Clip, hose	2	2						20P/25P-U,[Pm/Mm]:Std,[PFL]:*2

Note : \*3:[Pm],MLH>3300=Outer drain type

Fig.1551E FRAME PIPING 1  
[CAN/OIS],Inner drain type

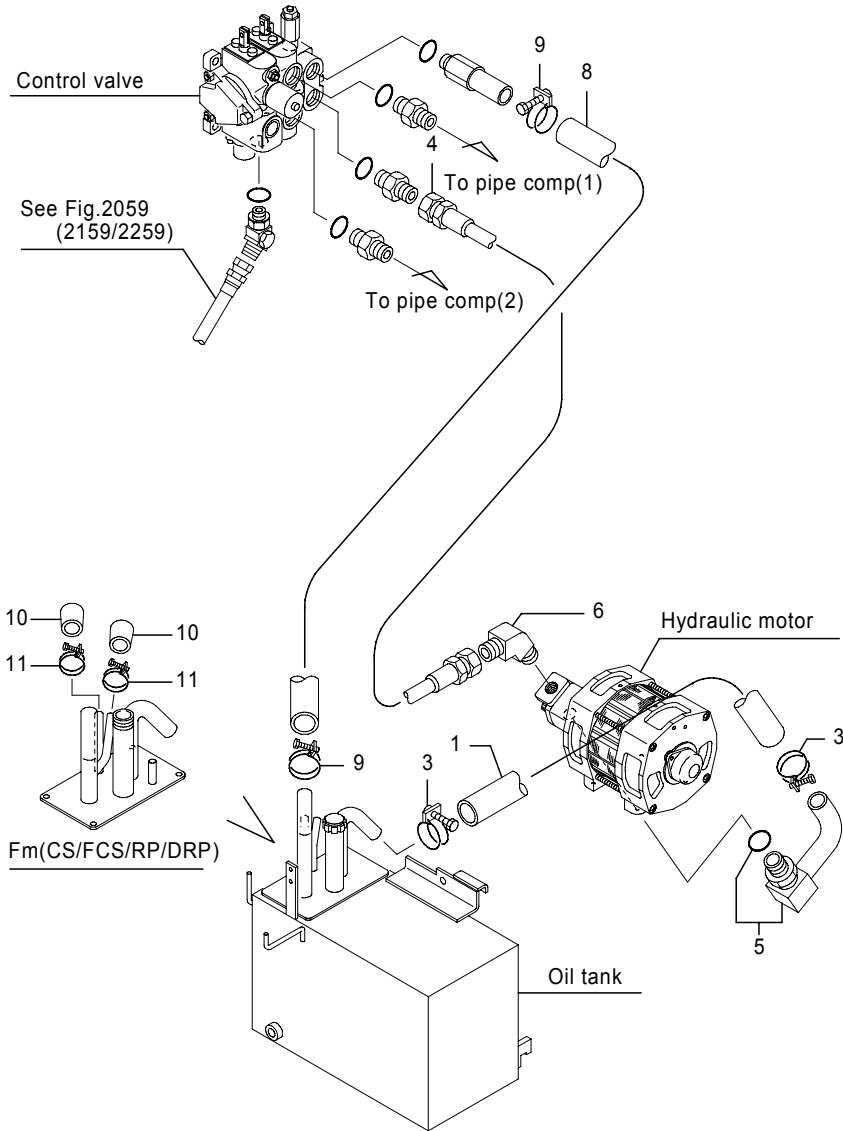


Fig.1551E FRAME PIPING 1  
[CAN/OIS],Inner drain type

(A)=FB20P (D)=FB30P  
(B)=FB25P (E)=  
(C)=FB28P (F)=

No.	Parts No.	Parts Name	(A)	(B)	(C)	(D)	(E)	(F)	i/a	Remarks
1	14504-79280	Hose, LP				1				
	14504-79302	Hose, LP					1			
3	0399-00038	Clip, hose			2					
	0399-00048	Clip, hose				2				
4	70000-56210	Hose, HP				1				
	70000-56230	Hose, HP					1			
5	70000-58780	Connector comp.				1				
	31830-66910	Connector comp.					1			
6	31830-65700	Elbow,45°				1				
	31830-66610	Elbow					1			
8	14504-25860	Hose, LP				1	1			
9	0399-00038	Clip, hose			2	2				
10	32290-00490	Cap			2	2				[Pm/Mm]:Std,[PFL]
11	0399-00018	Clip, hose			2	2				[Pm/Mm]:Std,[PFL]

Note : 28P(241AC6266-),30P(251AC0881-)  
28P(241AC6266-),30P(251AC0881-)

Fig.1551F FRAME PIPING 1  
[CAN/OIS],Oil return type

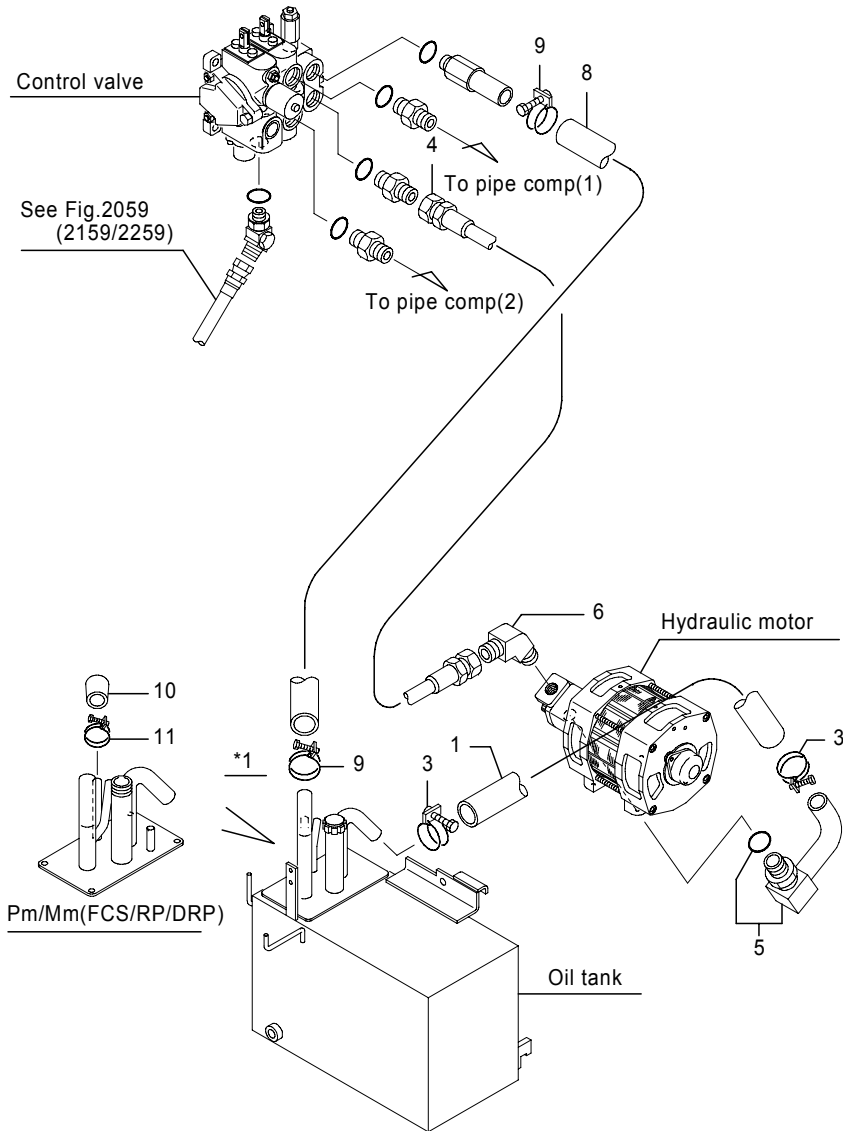


Fig.1551F FRAME PIPING 1  
[CAN/OIS],Oil return type

(A)=FB20P (D)=FB30P  
(B)=FB25P (E)=  
(C)=FB28P (F)=

No.	Parts No.	Parts Name	(A)	(B)	(C)	(D)	(E)	(F)	i/a	Remarks
1	14504-79280	Hose, LP	1	1	1					
	14504-79302	Hose, LP				1				
	14504-79291	Hose, LP	1	1						FB20P/25P-U
3	0399-00038	Clip, hose	2	2	2					
	0399-00048	Clip, hose	2	2	2					FB20P/25P-U,30P
4	70000-56210	Hose, HP	1	1	1					
	70000-56230	Hose, HP				1				
5	70000-58780	Connector comp.	1	1	1					
	31830-66910	Connector comp.	1	1	1					FB20P/25P-U,30P
6	31830-65700	Elbow,45°	1	1	1					
	31830-66610	Elbow				1				
8	14504-25860	Hose, LP	1	1	1	1				
9	0399-00038	Clip, hose	2	2	2	2				
10	32290-00490	Cap			1	1				[Pm/Mm]:CS/FCS/RP/DRP
	32290-00490	Cap	1	1						20P/25P-U,[Pm/Mm]:CS/FCS/RP/DRP
11	0399-00018	Clip, hose			1	1				[Pm/Mm]:CS/FCS/RP/DRP
	0399-00018	Clip, hose	1	1						20P/25P-U,[Pm/Mm]:CS/FCS/RP/DRP

Note : FB20P-28P(241AC6266-),30P(251AC0881-)

\*1:FB20P/25P-U:[Pm],MLH>3300=Outer drain type

Fig.1551G FRAME PIPING 1  
Finger tip, FB20P/25P Pm/Mm[MLH<6000]/Fm

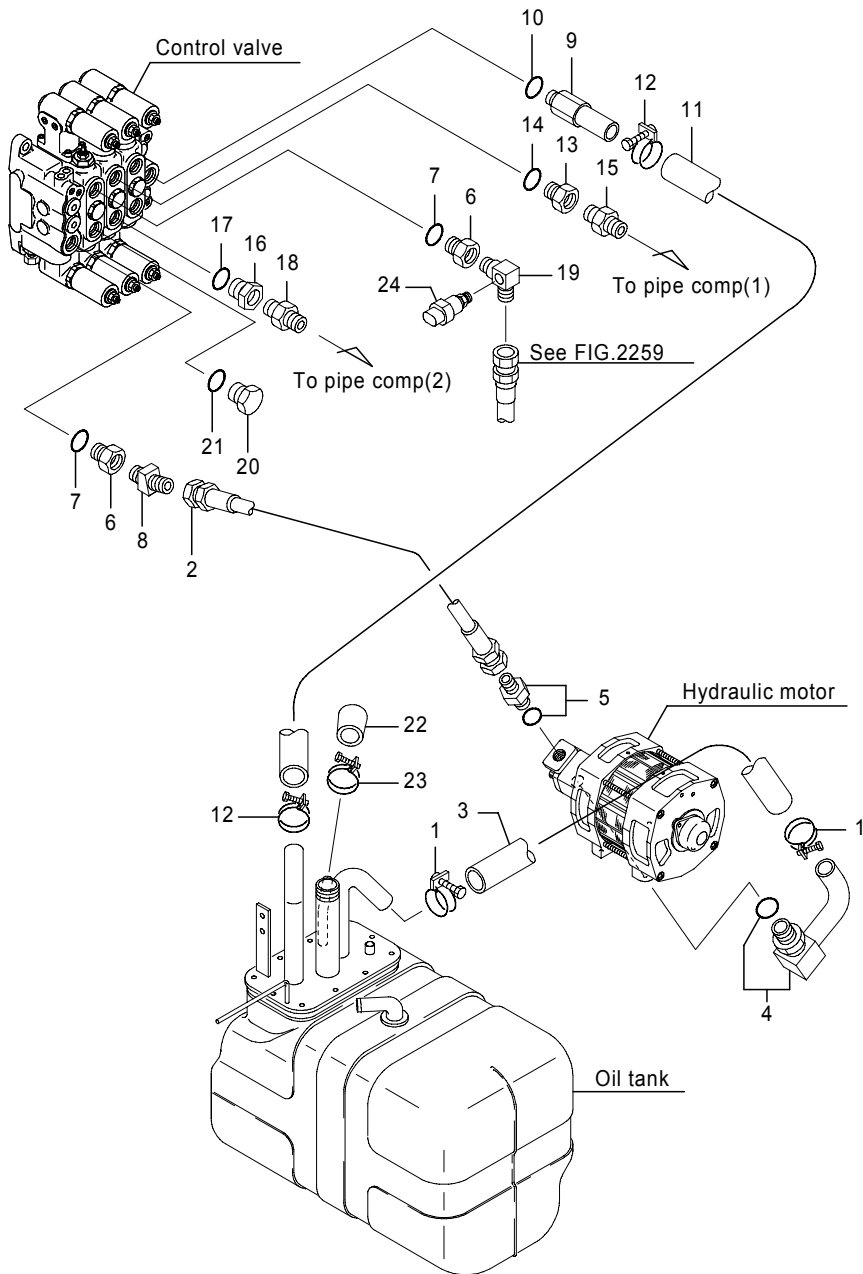


Fig.1551G FRAME PIPING 1  
Finger tip, FB20P/25P Pm/Mm[MLH<6000]/Fm

(A)=FB20P (D)=FB30P  
(B)=FB25P (E)=  
(C)=FB28P (F)=

No.	Parts No.	Parts Name	(A)	(B)	(C)	(D)	(E)	(F)	i/a	Remarks
1	0399-00038	Clip, hose	2	2						
2	04005-12070	Hose, HP	1	1						
2-1	70000-56230 (A=241A****-)(B=241A****-)	Hose, HP	1	1					↓	
3	14504-79280	Hose, LP	1	1						
3-1	14504-79280 (A=241A****-)(B=241A****-)	Hose, LP	1	1					↓	
3-2	14504-79280 (A=241A****-)(B=241A****-)	Hose, LP	1	1					↓	
4	31830-66771	Connector comp.	1	1						
4-1	70000-58780 (A=241A****-)(B=241A****-)	Connector comp.	1	1					↓	
5	31830-65700	Elbow,45°	1	1						
5-1	31830-65700 (A=241A****-)(B=241A****-)	Elbow,45°	1	1					↓	
6	31830-04080	Adapter	2	2						
7	0350-00180	Ring, O	2	2						
8	14502-47240	Elbow	1	1						
9	14504-86990	Connector comp.	1	1						
10	0350-00180	Ring, O	1	1						
11	14504-25860	Hose, LP	1	1						
11-1	14504-25860 (A=241A****-)(B=241A****-)	Hose, LP	1	1					↓	
11-2	14504-25860 (A=241A****-)(B=241A****-)	Hose, LP	1	1					↓	
12	0399-00038	Clip, hose	2	2						
13	4570-81100	O ring nipple	1	1						
14	0350-00180	Ring, O	1	1						
15	31830-66990	Nipple	1	1						
16	5623-83060	O ring nipple	1	1						
17	0350-00180	Ring, O	1	1						
18	0004-30006	Nipple	1	1						
19	0004-10012	Elbow 90°	1	1						
	50006-84790	Elbow	1	1						w/digital load sensor

Note :

Fig.1551G FRAME PIPING 1  
Finger tip, FB20P/25P Pm/Mm[MLH<6000]/Fm

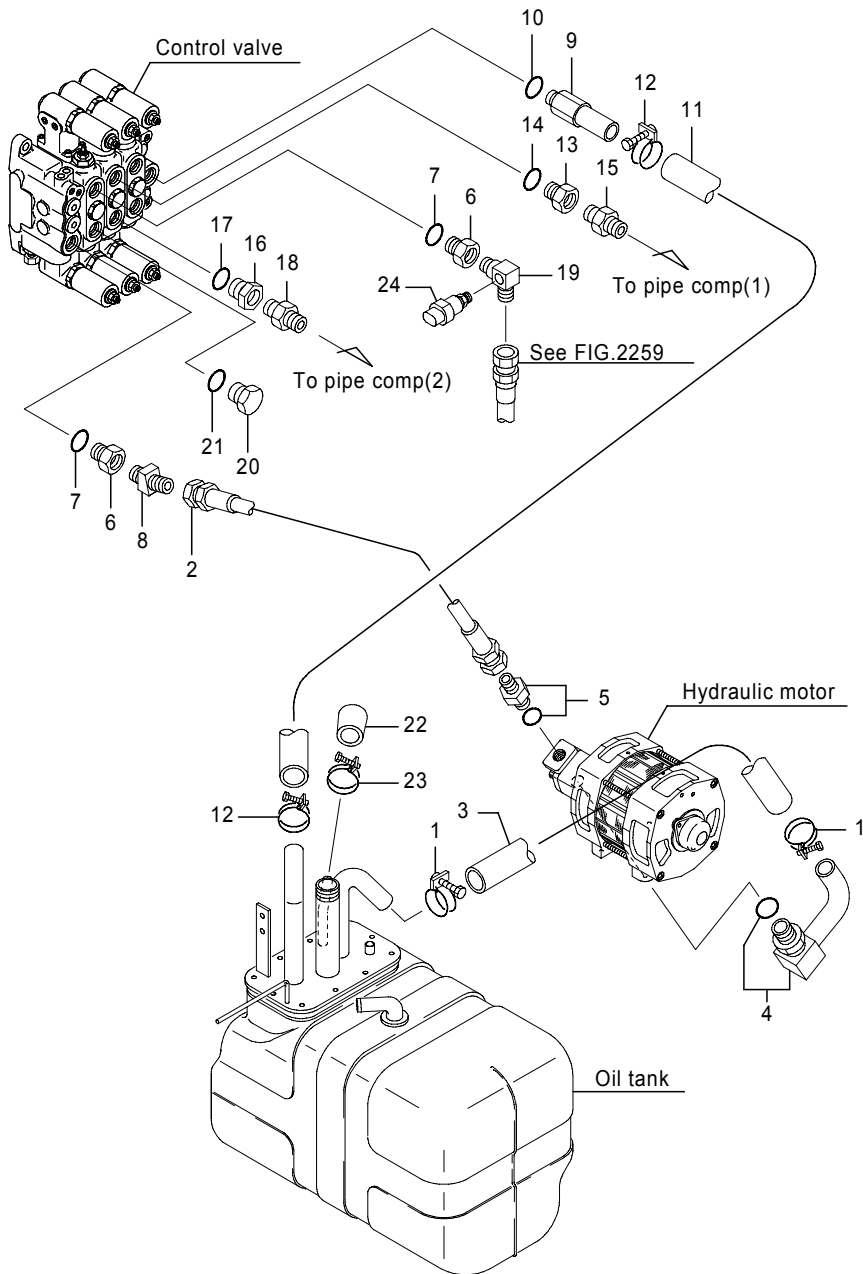


Fig.1551G FRAME PIPING 1  
Finger tip, FB20P/25P Pm/Mm[MLH<6000]/Fm

(A)=FB20P (D)=FB30P  
(B)=FB25P (E)=  
(C)=FB28P (F)=

No.	Parts No.	Parts Name	(A)	(B)	(C)	(D)	(E)	(F)	i/a	Remarks
21	0350-00180	Ring, O	1	1						
22	32290-00490	Cap	1	1						
23	0399-00018	Clip, hose	1	1						
24	70000-51930	Transmitter,pressure	1	1						w/digital load sensor

Note :

Fig.1551H FRAME PIPING 1

Finger tip, FB20P/25P Mm[MLH>=6000] FB28P/30P Pm/Mm/Fm

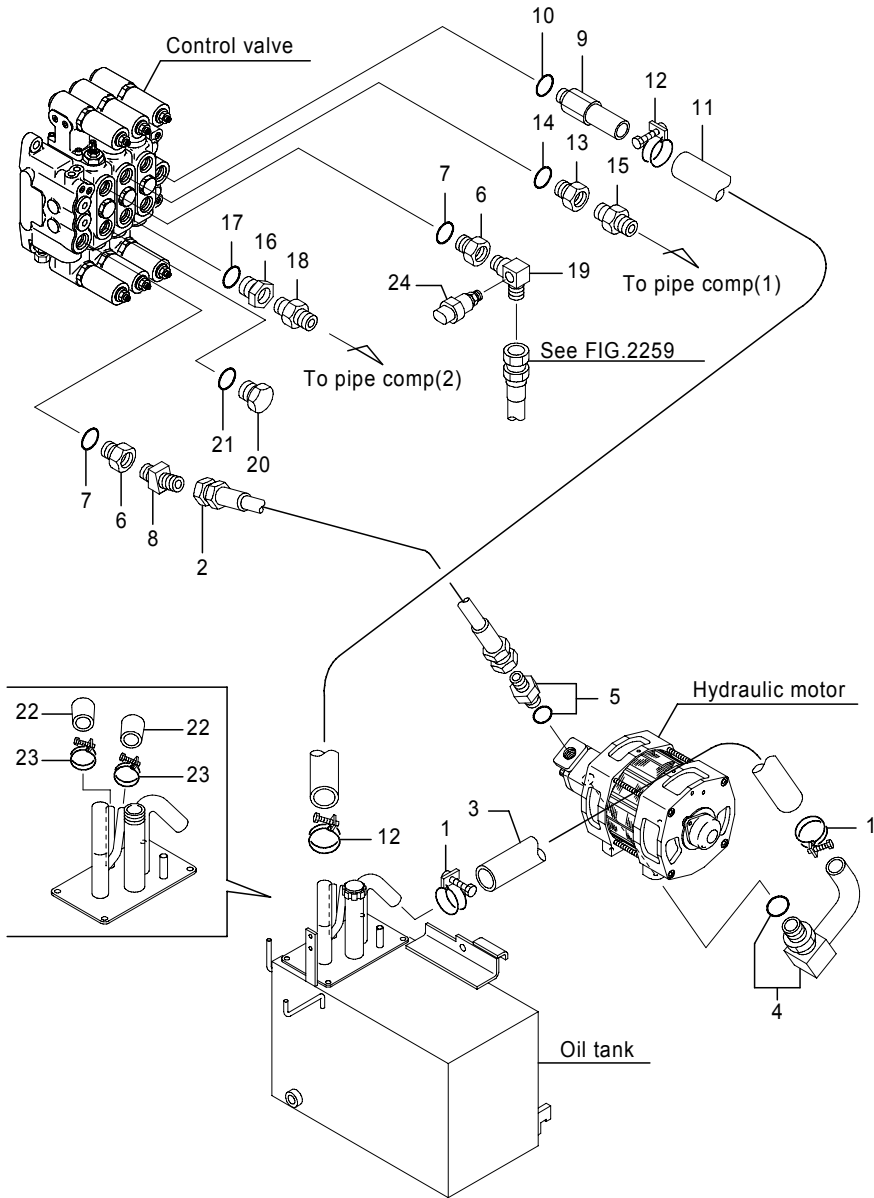


Fig.1551H FRAME PIPING 1  
Finger tip, FB20P/25P Mm[MLH>=6000] FB28P/30P Pm/Mm/Fm

(A)=FB20P (D)=FB30P  
(B)=FB25P (E)=  
(C)=FB28P (F)=

No.	Parts No.	Parts Name	(A)	(B)	(C)	(D)	(E)	(F)	i/a	Remarks
1	0399-00038	Clip, hose	2	2	2					
	0399-00048	Clip, hose				2				
2	04005-12070	Hose, HP	1	1	1					
	70000-56230	Hose, HP	1	1	1					┆
		(A=241A****-)(B=241A****-)(C=241A****-)								
2	04005-12090	Hose, HP				1				
	70000-56530	Hose, HP				1				┆
		(D=251A****-)								
3	14504-79280	Hose, LP	1	1	1					
3-1	14504-79280	Hose, LP	1	1	1					┆
		(A=241A****-)(B=241A****-)(C=241A****-)								
3-2	14504-79280	Hose, LP	1	1	1					┆
		(A=241A****-)(B=241A****-)(C=241A****-)								
3	14504-79301	Hose, LP				1				
3-1	14504-79301	Hose, LP				1				┆
		(D=251A****-)								
4	31830-66771	Connector comp.	1	1	1					
4-1	70000-58780	Connector comp.	1	1	1					┆
		(A=241A****-)(B=241A****-)(C=241A****-)								
4	31830-66910	Connector comp.				1				
5	31830-65700	Elbow,45°	1	1	1					
5-1	31830-65700	Elbow,45°	1	1	1					┆
		(A=241A****-)(B=241A****-)(C=241A****-)								
5	31830-66610	Elbow				1				
6	31830-04080	Adapter	2	2	2	2				
7	0350-00180	Ring, O	2	2	2	2				
8	14502-47240	Elbow	1	1	1	1				
9	14504-86990	Connector comp.	1	1	1	1				
10	0350-00180	Ring, O	1	1	1	1				
11	14504-25860	Hose, LP	1	1	1	1				
11-1	14504-25860	Hose, LP	1	1	1	1				┆
		(A=241A****-)(B=241A****-)(C=241A****-)(D=251A****-)								
11-2	14504-25860	Hose, LP	1	1	1	1				┆
		(A=241A****-)(B=241A****-)(C=241A****-)(D=251A****-)								

Note :



Fig.1551H FRAME PIPING 1

Finger tip, FB20P/25P Mm[MLH>=6000] FB28P/30P Pm/Mm/Fm

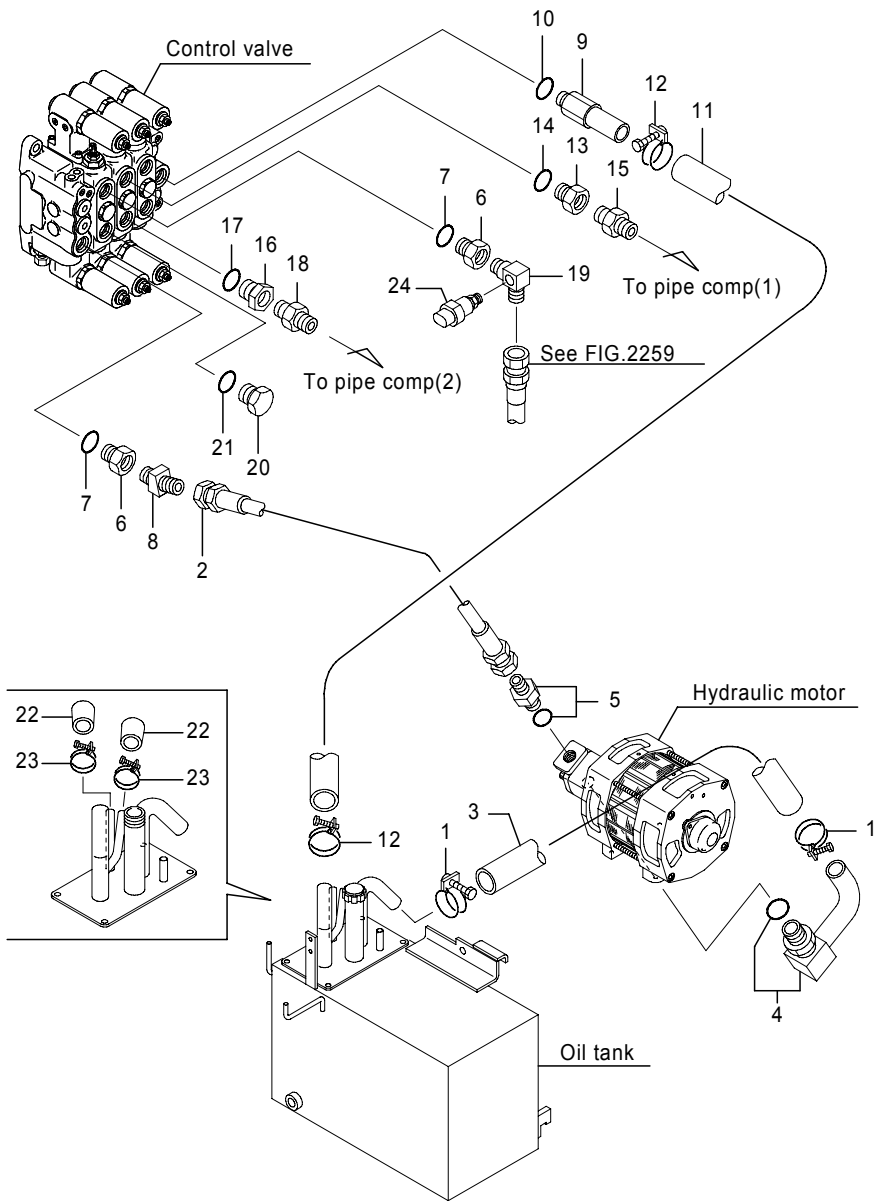


Fig.1551H FRAME PIPING 1

Finger tip, FB20P/25P Mm[MLH>=6000] FB28P/30P Pm/Mm/Fm

(A)=FB20P (D)=FB30P

(B)=FB25P (E)=

(C)=FB28P (F)=

No.	Parts No.	Parts Name	(A)	(B)	(C)	(D)	(E)	(F)	i/a	Remarks
13	4570-81100	O ring nipple	1	1	1	1				
14	0350-00180	Ring, O	1	1	1	1				
15	31830-66990	Nipple	1	1	1	1				
16	5623-83060	O ring nipple	1	1	1	1				
17	0350-00180	Ring, O	1	1	1	1				
18	0004-30006	Nipple	1	1	1	1				
19	0004-10012	Elbow 90°	1	1	1	1				
	50006-84790	Elbow	1	1	1	1				w/digital load sensor
20	31830-04640	Plug	1	1	1	1				
21	0350-00180	Ring, O	1	1	1	1				
22	32290-00490	Cap	2	2	2	2				
23	0399-00018	Clip, hose	2	2	2	2				
24	70000-51930	Transmitter,pressure	1	1	1	1				w/digital load sensor

Note :

Fig.1551I FRAME PIPING 1  
FB20P/25P, For MHI

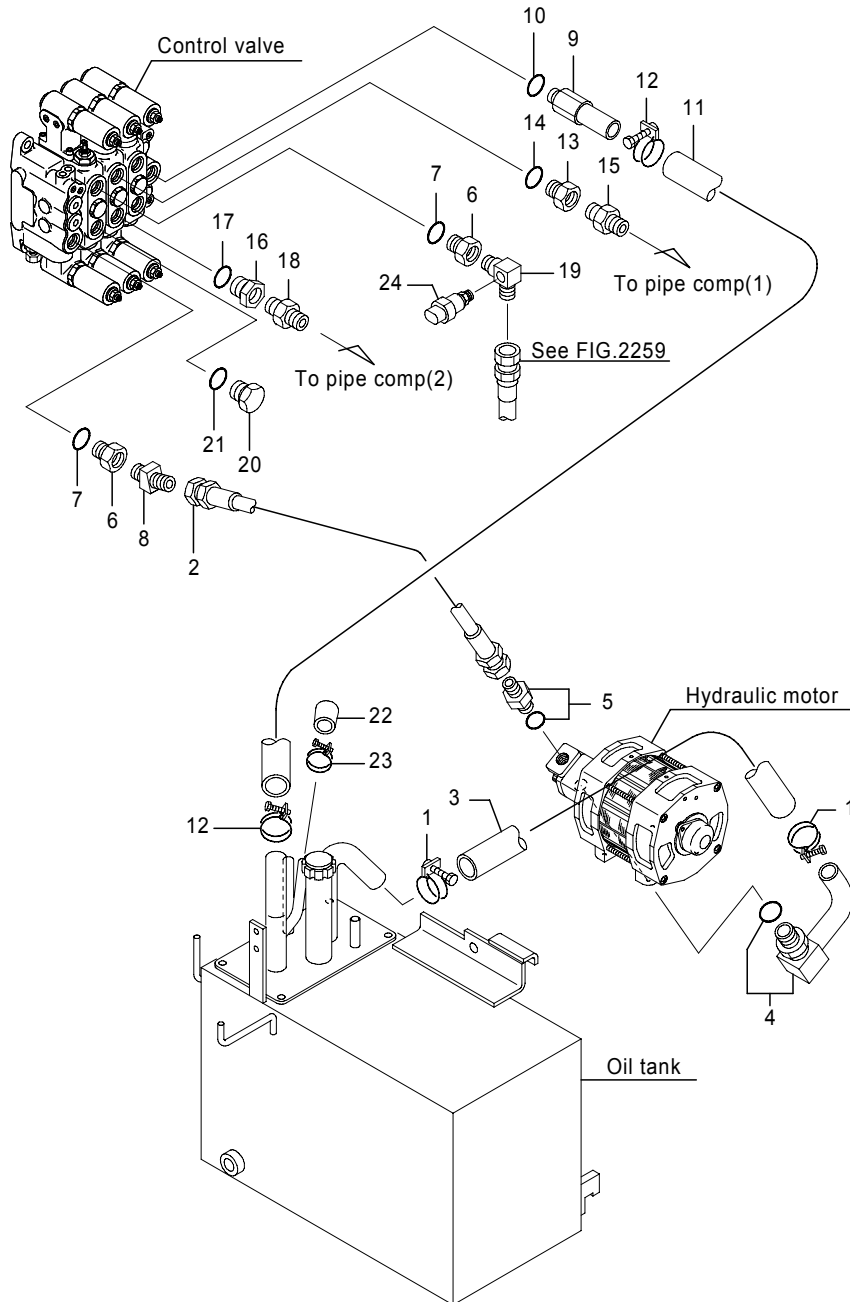


Fig.1551I FRAME PIPING 1  
FB20P/25P, For MHI

(A)=FB20P (D)=FB30P  
(B)=FB25P (E)=  
(C)=FB28P (F)=

No.	Parts No.	Parts Name	(A)	(B)	(C)	(D)	(E)	(F)	i/a	Remarks
1	0399-00038	Clip, hose	2	2						
2	70000-56230	Hose, HP	1	1						
3	14504-79280	Hose, LP	1	1						
4	70000-58780	Connector comp.	1	1						
5	31830-65700	Elbow,45°	1	1						
6	31830-04080	Adapter	2	2						
7	0350-00180	Ring, O	2	2						
8	14502-47240	Elbow	1	1						
9	14504-86990	Connector comp.	1	1						
10	0350-00180	Ring, O	1	1						
11	14504-25860	Hose, LP	1	1						
12	0399-00038	Clip, hose	2	2						
13	4570-81100	O ring nipple	1	1						
14	0350-00180	Ring, O	1	1						
15	31830-66990	Nipple	1	1						
16	5623-83060	O ring nipple	1	1						
17	0350-00180	Ring, O	1	1						
18	0004-30006	Nipple	1	1						
19	0004-10012	Elbow 90°	1	1						
	50006-84790	Elbow	1	1						w/digital load sensor
20	31830-04640	Plug	1	1						
21	0350-00180	Ring, O	1	1						
22	32290-00490	Cap	1	1						MLH<=3300
23	0399-00018	Clip, hose	1	1						MLH<=3300
24	70000-51930	Transmitter,pressure	1	1						w/digital load sensor

Note :

Fig.1552A FRAME PIPING 2

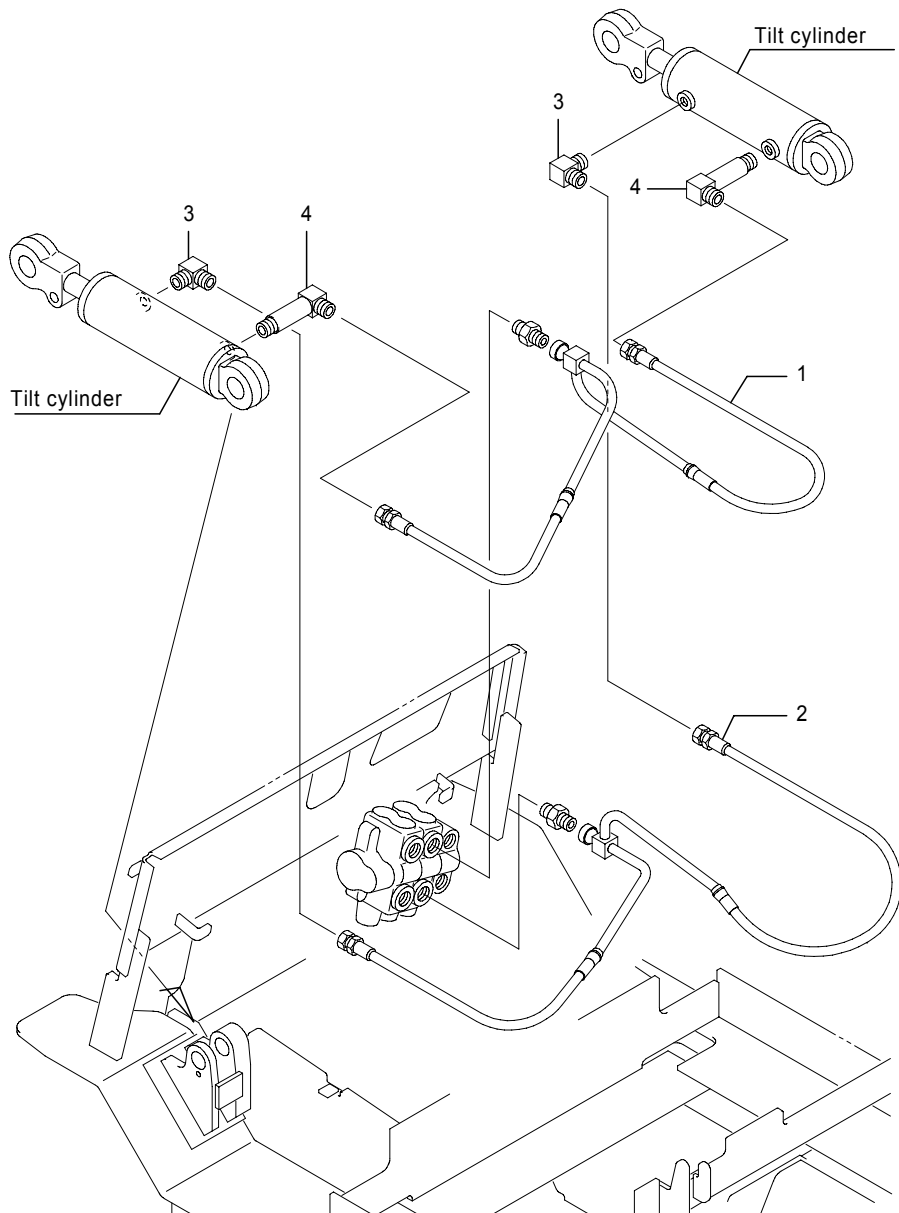


Fig.1552A FRAME PIPING 2

(A)=FB20P (D)=FB30P  
 (B)=FB25P (E)=  
 (C)=FB28P (F)=

No.	Parts No.	Parts Name	(A)	(B)	(C)	(D)	(E)	(F)	i/a	Remarks
1	14504-18393	Pipe(1) comp., tilt	1	1	1	1				
2	14504-85581	Pipe(2) comp., tilt	1	1	1	1				
3	0004-10006	Elbow 90°	2	2	2	2				
4	31830-65480	Elbow, long	2	2	2	2				

Note :

Fig.1552B FRAME PIPING 2  
 [CAN/OIS],FB20-28P(241AC6266-),30P(251AC0881-)

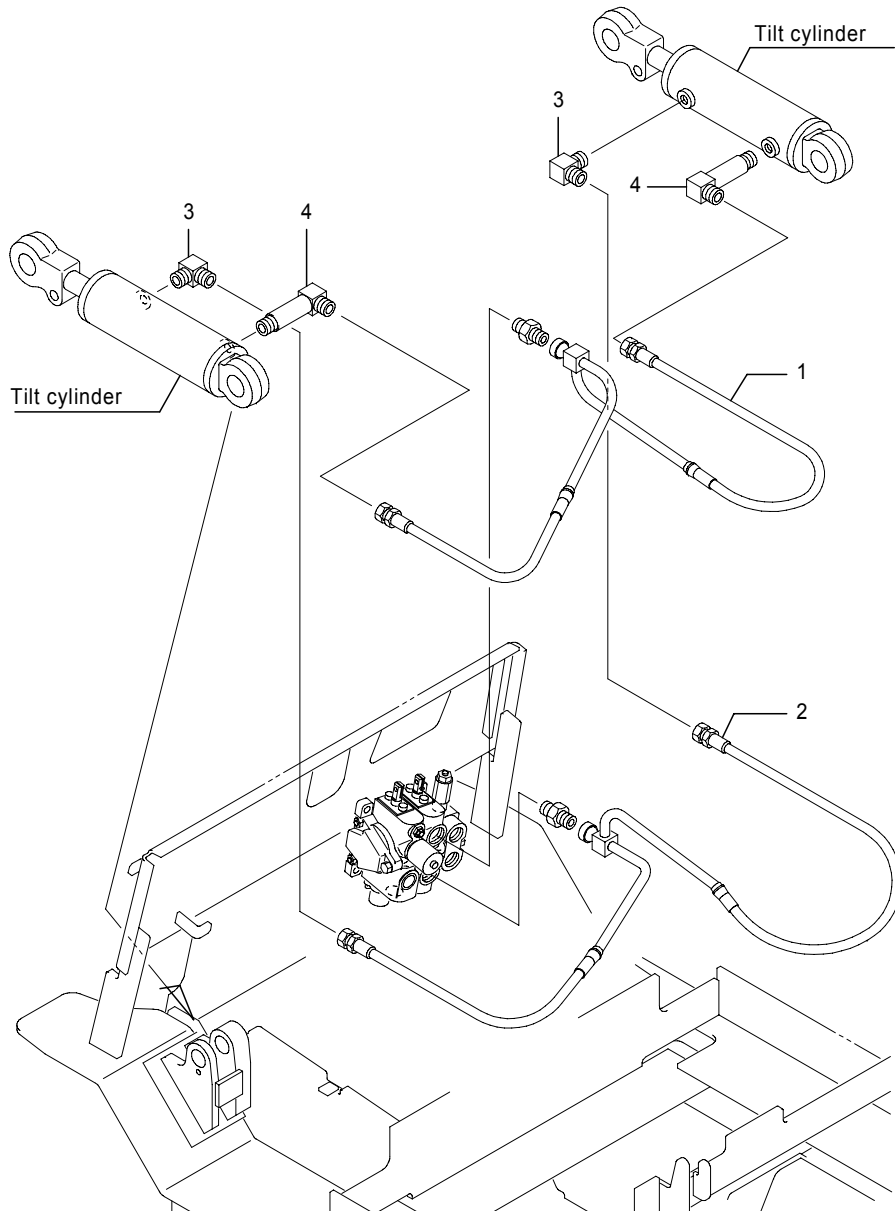


Fig.1552B FRAME PIPING 2  
 [CAN/OIS],FB20-28P(241AC6266-),30P(251AC0881-)

(A)=FB20P (D)=FB30P  
 (B)=FB25P (E)=  
 (C)=FB28P (F)=

No.	Parts No.	Parts Name	(A)	(B)	(C)	(D)	(E)	(F)	i/a	Remarks
1	14504-18393	Pipe comp., tilt(1)	1	1	1	1				
2	14504-85581	Pipe comp., tilt(2)	1	1	1	1				
3	0004-10006	Elbow 90°	2	2	2	2				
4	31830-65480	Elbow, long	2	2	2	2				

Note :

Fig.1552C FRAME PIPING 2  
Finger tip

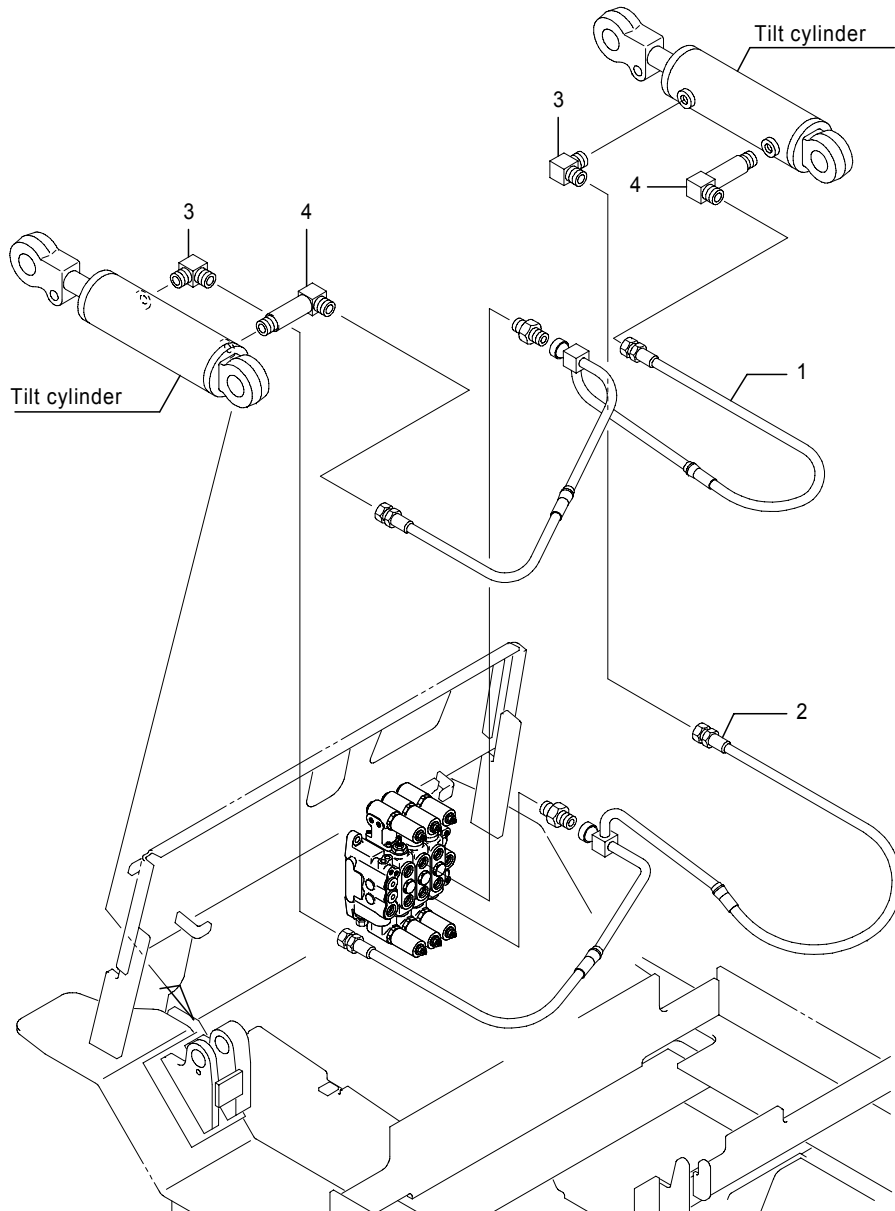


Fig.1552C FRAME PIPING 2  
Finger tip

(A)=FB20P (D)=FB30P  
(B)=FB25P (E)=  
(C)=FB28P (F)=

No.	Parts No.	Parts Name	(A)	(B)	(C)	(D)	(E)	(F)	i/a	Remarks
1	14504-86970	Pipe comp., tilt(1)	1	1	1	1				
2	14504-86980	Pipe comp., tilt(2)	1	1	1	1				
3	0004-10006	Elbow 90°	2	2	2	2				
4	31830-65480	Elbow, long	2	2	2	2				

Note :

Fig.1552D FRAME PIPING 2  
 FB20P/25P, For MHI, Finger tip

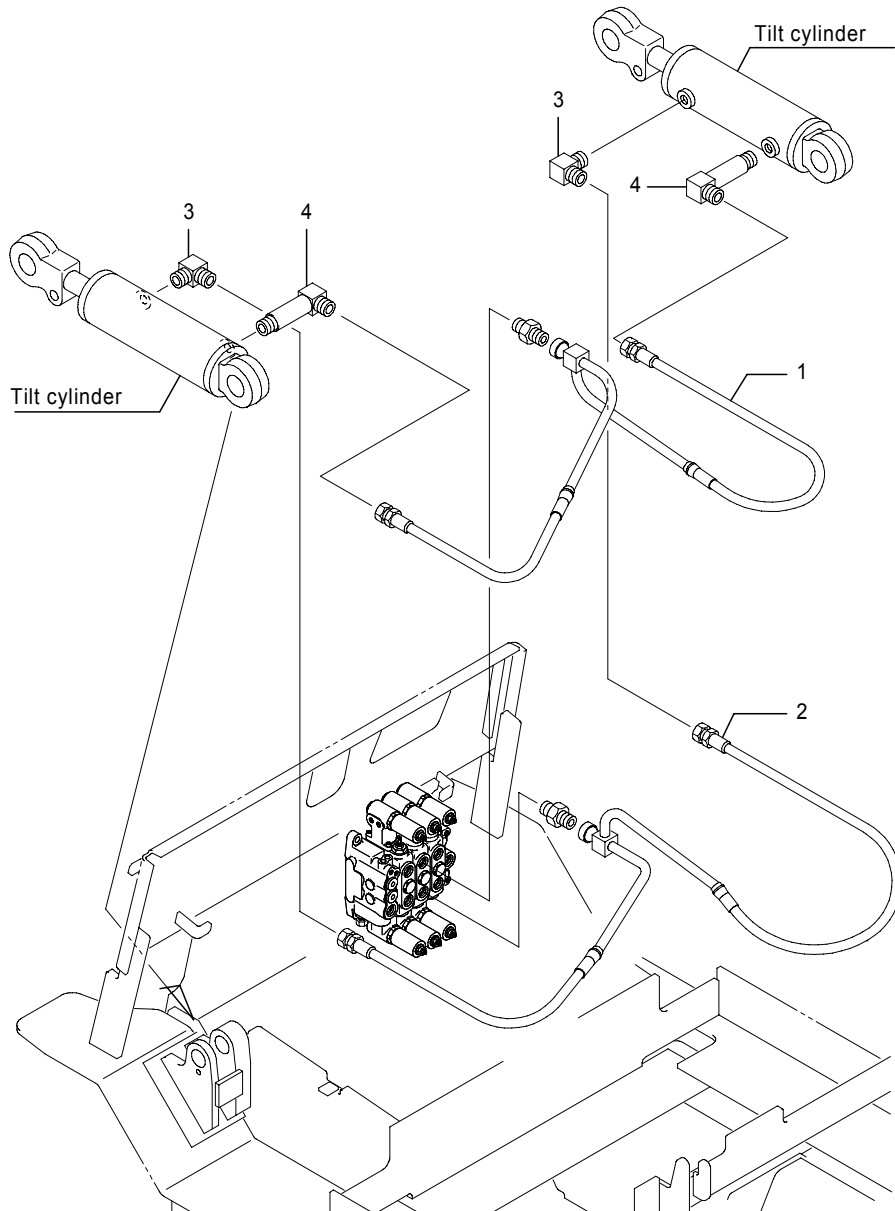


Fig.1552D FRAME PIPING 2  
 FB20P/25P, For MHI, Finger tip

(A)=FB20P (D)=FB30P  
 (B)=FB25P (E)=  
 (C)=FB28P (F)=

No.	Parts No.	Parts Name	(A)	(B)	(C)	(D)	(E)	(F)	i/a	Remarks
1	14504-86970	Pipe comp., tilt(1)	1			1				
2	14504-86980	Pipe comp., tilt(2)	1			1				
3	0004-10006	Elbow 90°	2			2				
4	31830-65480	Elbow, long	2			2				

Note :

Fig.1556A BRAKE PIPING

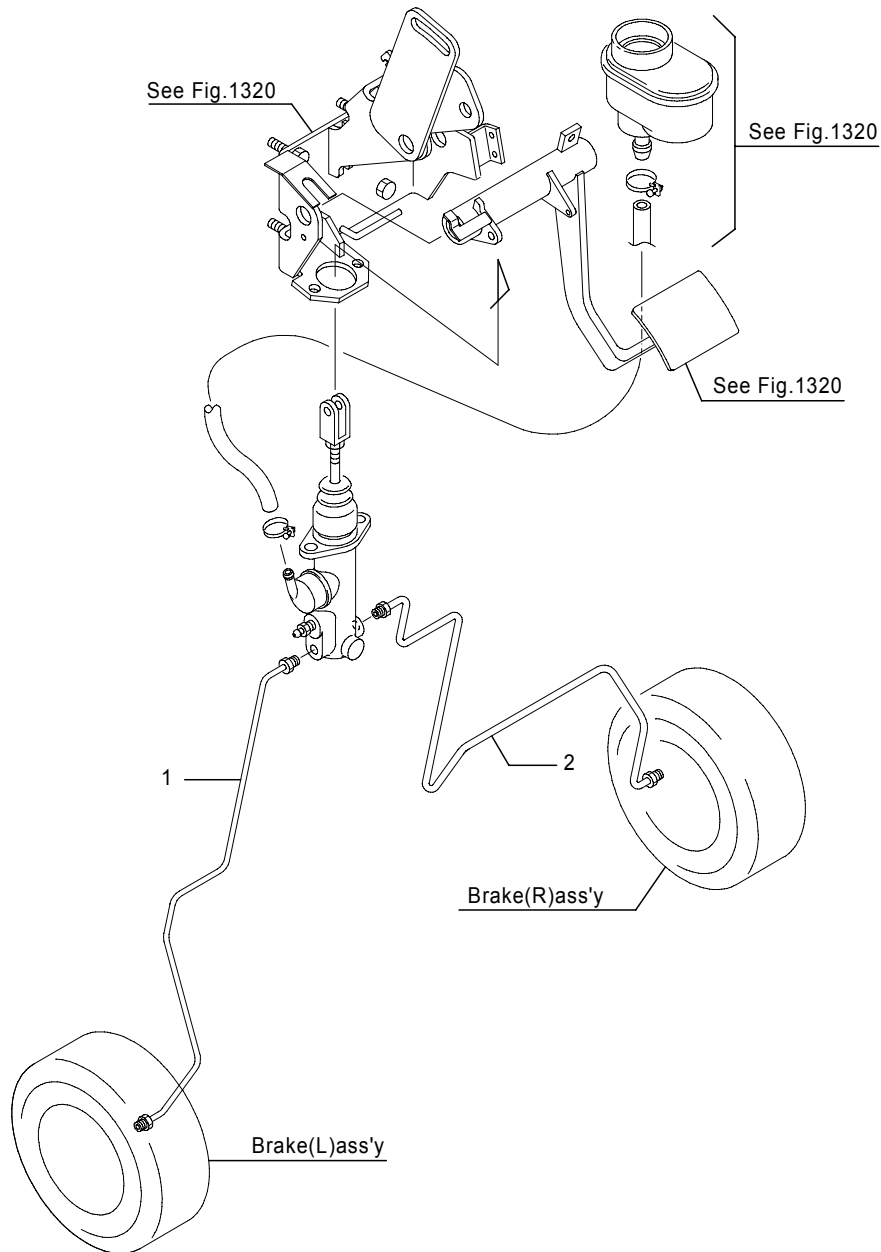


Fig.1556A BRAKE PIPING

(A)=FB20P (D)=FB30P  
 (B)=FB25P (E)=  
 (C)=FB28P (F)=

No.	Parts No.	Parts Name	(A)	(B)	(C)	(D)	(E)	(F)	i/a	Remarks
1	14400-90815	Pipe(1) comp.	1	1	1					
1-1	14400-90816 (A=241AC2613-)(B=241AC2613-)(C=241AC2613-)	Pipe(1) comp.	1	1	1				↑	
1-2	50002-67760 (A=241AC6266-)(B=241AC6266-)(C=241AC6266-)	Pipe(1) comp.	1	1	1				↑	
1	50002-67760	Pipe(1) comp.	1	1	1					CS/FCS/RP/DRP
	14400-90825	Pipe(1) comp.				1				
1-1	14400-90826 (D=251AC0272-)	Pipe(1) comp.				1			↑	
1-2	50002-67770 (D=251AC0881-)	Pipe(1) comp.				1			↑	
1	50002-67770	Pipe(1) comp.				1				CS/FCS/RP/DRP
2	14400-90835	Pipe(2) comp.	1	1	1					
2-1	14400-90836 (A=241AC2613-)(B=241AC2613-)(C=241AC2613-)	Pipe(2) comp.	1	1	1				↑	
2-2	50002-67790 (A=241AC6266-)(B=241AC6266-)(C=241AC6266-)	Pipe(2) comp.	1	1	1				↑	
2	50002-67790	Pipe(2) comp.	1	1	1					CS/FCS/RP/DRP
	14400-90845	Pipe(2) comp.				1				
2-1	14400-90846 (D=251AC0272-)	Pipe(2) comp.				1			↑	
2-2	50002-67800 (D=251AC0881-)	Pipe(2) comp.				1			↑	
2	50002-67800	Pipe(2) comp.				1				CS/FCS/RP/DRP

Note :

Fig.1556B BRAKE PIPING

Finger tip, A.O.S

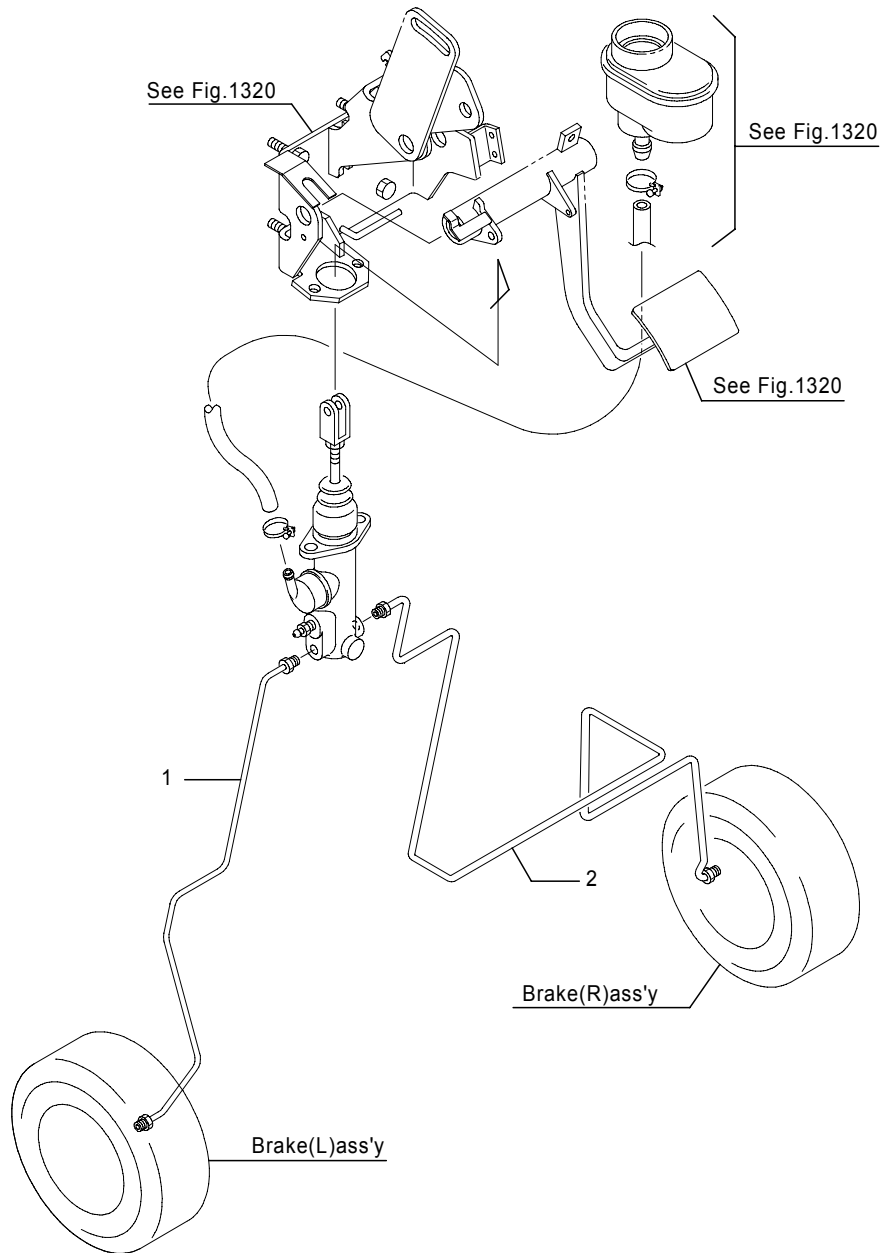


Fig.1556B BRAKE PIPING

Finger tip, A.O.S

(A)=FB20P (D)=FB30P

(B)=FB25P (E)=

(C)=FB28P (F)=

No.	Parts No.	Parts Name	(A)	(B)	(C)	(D)	(E)	(F)	i/a	Remarks
1	14400-90815	Pipe comp., (1)	1	1	1					
	14400-90825	Pipe comp., (1)				1				
1-1	14400-90816	Pipe comp., (1)	1	1	1				↑	
	(A=241AC****-)(B=241AC****-)(C=241AC****-)									
	14400-90826	Pipe comp., (1)				1			↑	
	(D=251AC****-)									
2	14401-06380	Pipe comp., (2)	1	1	1					
	14401-06390	Pipe comp., (2)				1				
2-1	14401-06381	Pipe comp., (2)	1	1	1				↑	
	(A=241AC****-)(B=241AC****-)(C=241AC****-)									
	14401-06391	Pipe comp., (2)				1			↑	
	(D=251AC****-)									

Note :



Fig.2053A LIFT CYLINDER[Pm]  
FB20P/25P[Std]

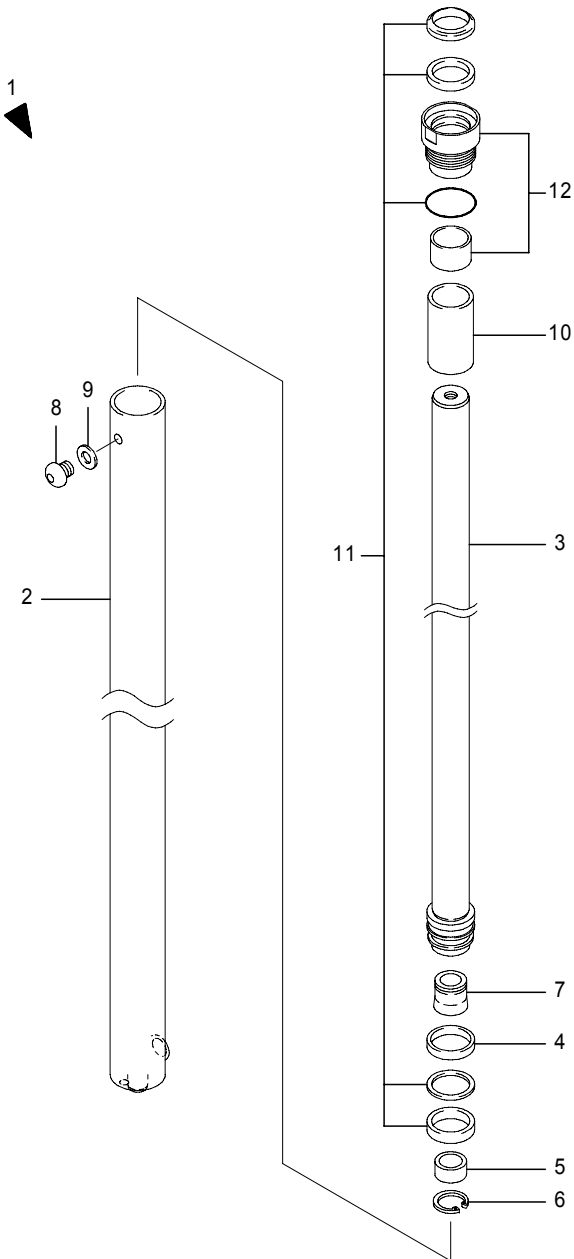


Fig.2053A LIFT CYLINDER[Pm]  
FB20P/25P[Std]

(A)=FB20P (D)=FB30P  
(B)=FB25P (E)=  
(C)=FB28P (F)=

No.	Parts No.	Parts Name	(A)	(B)	(C)	(D)	(E)	(F)	i/a	Remarks
1	31850-58000	Cylinder ass'y, lift	2	2						MLH2000
	31850-58010	Cylinder ass'y, lift	2	2						MLH2300
	31850-58020	Cylinder ass'y, lift	2	2						MLH2500
	31850-58030	Cylinder ass'y, lift	2	2						MLH2700
	31850-58040	Cylinder ass'y, lift	2	2						MLH3000
	31850-58050	Cylinder ass'y, lift	2	2						MLH3300
	31850-58060	Cylinder ass'y, lift	2	2						MLH3500
	31850-58070	Cylinder ass'y, lift	2	2						MLH3700
	31850-58080	Cylinder ass'y, lift	2	2						MLH4000
	31850-58090	Cylinder ass'y, lift	2	2						MLH4300
2	31850-58100	Cylinder ass'y, lift	2	2						MLH4500
	31850-58110	Cylinder ass'y, lift	2	2						MLH4700
	31850-58120	Cylinder ass'y, lift	2	2						MLH5000
	31850-62500	Tube ass'y, cylinder	2	2						MLH2000
	31850-62510	Tube ass'y, cylinder	2	2						MLH2300
	31850-62520	Tube ass'y, cylinder	2	2						MLH2500
	31850-62530	Tube ass'y, cylinder	2	2						MLH2700
	31850-62540	Tube ass'y, cylinder	2	2						MLH3000
	31850-62550	Tube ass'y, cylinder	2	2						MLH3300
	31850-62560	Tube ass'y, cylinder	2	2						MLH3500
	31850-62570	Tube ass'y, cylinder	2	2						MLH3700
	31850-62580	Tube ass'y, cylinder	2	2						MLH4000
	31850-62590	Tube ass'y, cylinder	2	2						MLH4300
	31850-62600	Tube ass'y, cylinder	2	2						MLH4500
31850-62610	Tube ass'y, cylinder	2	2						MLH4700	
3	31850-62620	Tube ass'y, cylinder	2	2						MLH5000
	31850-62630	Rod ass'y, piston	2	2						MLH2000
	31850-62640	Rod ass'y, piston	2	2						MLH2300
	31850-62650	Rod ass'y, piston	2	2						MLH2500
	31850-62660	Rod ass'y, piston	2	2						MLH2700
	31850-62670	Rod ass'y, piston	2	2						MLH3000
	31850-62680	Rod ass'y, piston	2	2						MLH3300
	31850-62690	Rod ass'y, piston	2	2						MLH3500
	31850-62700	Rod ass'y, piston	2	2						MLH3700
	31850-62710	Rod ass'y, piston	2	2						MLH4000

Note :

Fig.2053A LIFT CYLINDER[Pm]  
FB20P/25P[Std]

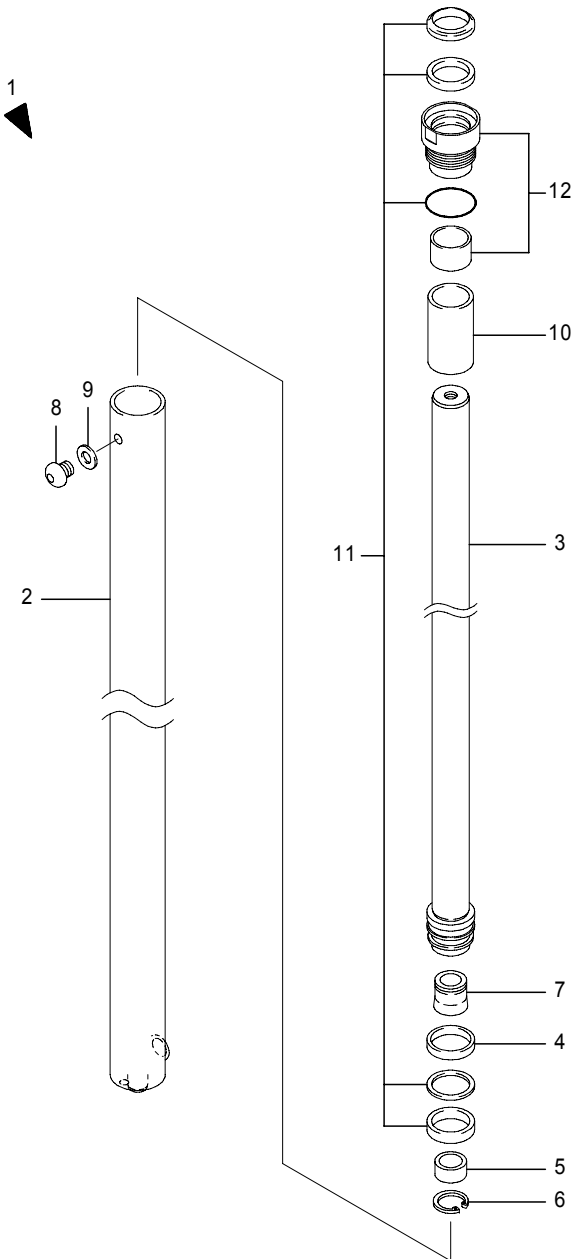


Fig.2053A LIFT CYLINDER[Pm]  
FB20P/25P[Std]

(A)=FB20P (D)=FB30P  
(B)=FB25P (E)=  
(C)=FB28P (F)=

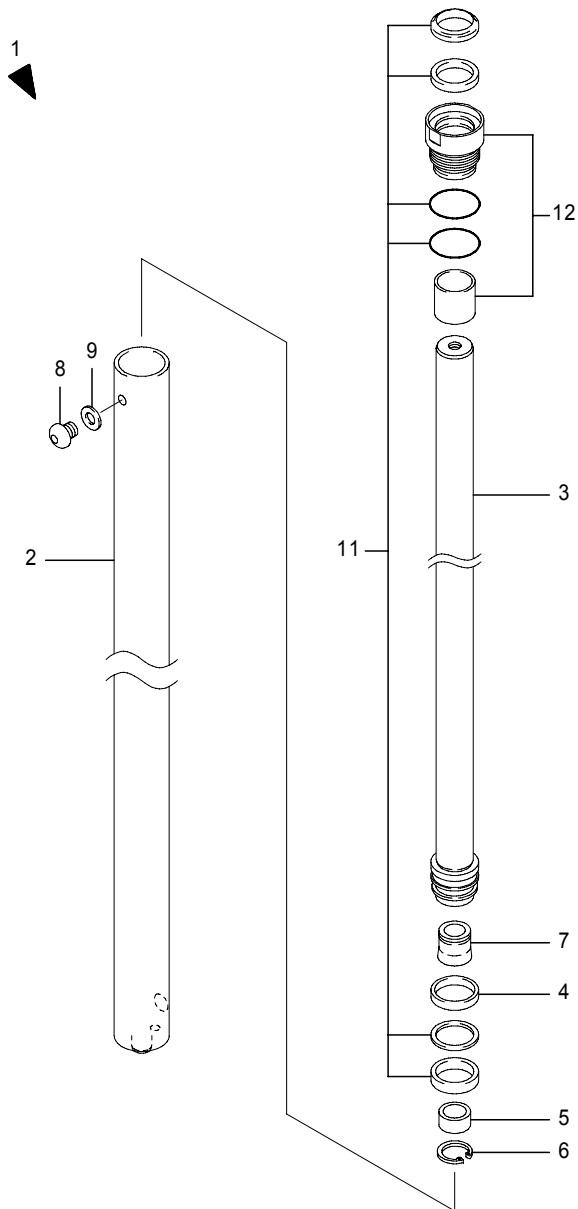
No.	Parts No.	Parts Name	(A)	(B)	(C)	(D)	(E)	(F)	i/a	Remarks
3	31850-62720	Rod ass'y, piston	2	2						MLH4300
	31850-62730	Rod ass'y, piston	2	2						MLH4500
	31850-62740	Rod ass'y, piston	2	2						MLH4700
	31850-62750	Rod ass'y, piston	2	2						MLH5000
4	31851-28630	Bushing	2	2						
5	31850-63070	Cushion, bearing	2	2						
6	31851-28980	Ring, snap	2	2						
7	31851-32200	Valve, check	2	2						
8	31851-32210	Plug	2	2						
9	31850-62360	Gasket	2	2						
10	31851-12370	Spacer	2	2						MLH4300/4500/4700/5000
11	31850-63080	KIT, repair	2	2						
12	31850-63090	KIT, head	2	2						

Note :

Fig.2053B LIFT CYLINDER[Pm]  
 FB20P/25P(241AC7134-),[Std:MLH3000/3300]

Fig.2053B LIFT CYLINDER[Pm]  
 FB20P/25P(241AC7134-),[Std:MLH3000/3300]

(A)=FB20P (D)=FB30P  
 (B)=FB25P (E)=  
 (C)=FB28P (F)=



No.	Parts No.	Parts Name	(A)	(B)	(C)	(D)	(E)	(F)	i/a	Remarks
1	70001-32090	Cylinder ass'y, lift	2	2						MLH3000
	70001-32100	Cylinder ass'y, lift	2	2						MLH3300
2	70001-32160	Tube ass'y, cylinder	2	2						MLH3000
	70001-32170	Tube ass'y, cylinder	2	2						MLH3300
3	70001-32230	Rod ass'y, piston	2	2						MLH3000
	70001-32240	Rod ass'y, piston	2	2						MLH3300
4	31851-28630	Bushing	2	2						
5	31850-62350	Cushion, bearing	2	2						
6	31851-28980	Ring, snap	2	2						
7	31851-32200	Valve, check	2	2						
8	31851-32210	Plug	2	2						
9	31850-62360	Gasket	2	2						
11	31850-63080	KIT, repair	2	2						
12	31850-63090	KIT, head	2	2						

Note :

Fig.2053C LIFT CYLINDER[Pm]  
 FB20P/25P(241AC7134-),[Std:MLH>=3500]

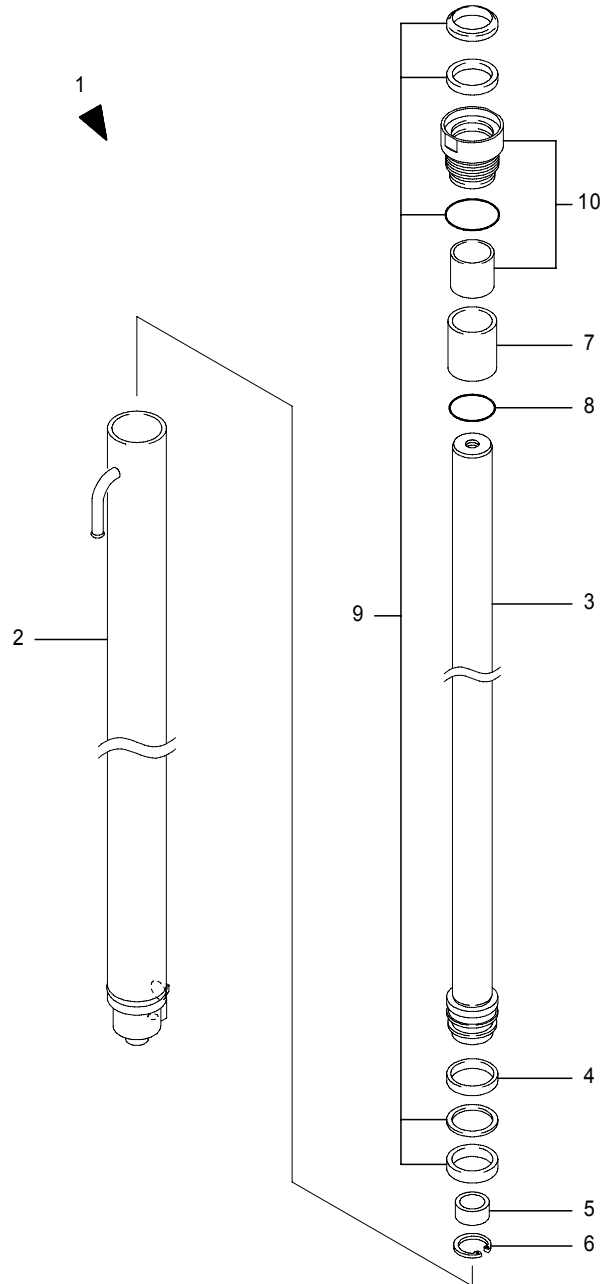


Fig.2053C LIFT CYLINDER[Pm]  
 FB20P/25P(241AC7134-),[Std:MLH>=3500]

(A)=FB20P (D)=FB30P  
 (B)=FB25P (E)=  
 (C)=FB28P (F)=

No.	Parts No.	Parts Name	(A)	(B)	(C)	(D)	(E)	(F)	i/a	Remarks
1	70001-32110	Cylinder ass'y, lift	2	2						MLH3500
	70001-32120	Cylinder ass'y, lift	2	2						MLH3700
	70001-32130	Cylinder ass'y, lift	2	2						MLH4000
	70001-32140	Cylinder ass'y, lift	2	2						MLH4500
	70001-32150	Cylinder ass'y, lift	2	2						MLH5000
2	70001-32180	Tube ass'y, cylinder	2	2						MLH3500
	70001-32190	Tube ass'y, cylinder	2	2						MLH3700
	70001-32200	Tube ass'y, cylinder	2	2						MLH4000
	70001-32210	Tube ass'y, cylinder	2	2						MLH4500
	70001-32220	Tube ass'y, cylinder	2	2						MLH5000
3	70001-32250	Rod ass'y, piston	2	2						MLH3500
	70001-32260	Rod ass'y, piston	2	2						MLH3700
	70001-32270	Rod ass'y, piston	2	2						MLH4000
	70001-32280	Rod ass'y, piston	2	2						MLH4500
	70001-32290	Rod ass'y, piston	2	2						MLH5000
4	31851-28630	Bushing	2	2						
5	31850-62350	Bearing, cushion	2	2						
6	31851-28980	Ring, snap	2	2						
	7	31851-30080	Spacer	2	2					MLH4000/4500
7	70001-32310	Spacer	2	2						MLH5000
	8	70000-67510	Ring, O	2	2					MLH4000-5000
9	31850-17540	KIT, repair	2	2						
10	31850-17530	KIT, head	2	2						

Note :

Fig.2053D LIFT CYLINDER[Pm]  
FB20P/25P[CS/FCS/RP/DRP]

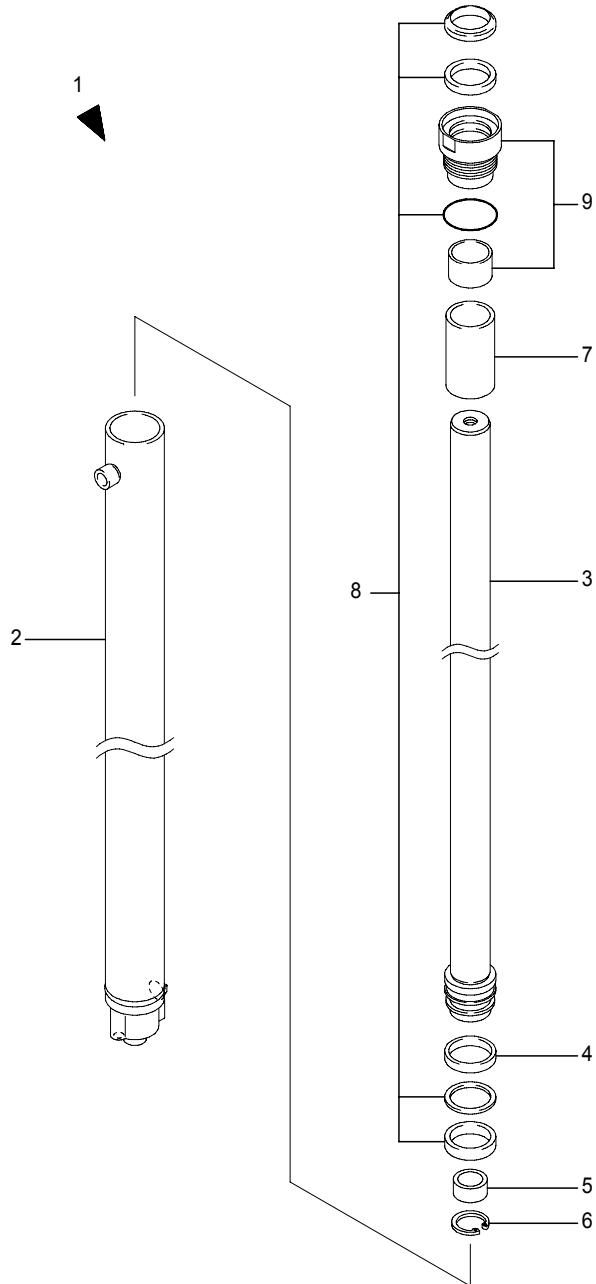


Fig.2053D LIFT CYLINDER[Pm]  
FB20P/25P[CS/FCS/RP/DRP]

(A)=FB20P (D)=FB30P  
(B)=FB25P (E)=  
(C)=FB28P (F)=

No.	Parts No.	Parts Name	(A)	(B)	(C)	(D)	(E)	(F)	i/a	Remarks	
1	31850-22620	Cylinder ass'y, lift	2	2						MLH2500	
	31850-22630	Cylinder ass'y, lift	2	2						MLH2700	
	31850-22640	Cylinder ass'y, lift	2	2						MLH3000	
	31850-22650	Cylinder ass'y, lift	2	2						MLH3300	
	31850-22660	Cylinder ass'y, lift	2	2						MLH3500	
	31850-22670	Cylinder ass'y, lift	2	2						MLH3700	
	31850-22680	Cylinder ass'y, lift	2	2						MLH4000	
	31850-22690	Cylinder ass'y, lift	2	2						MLH4300	
	31850-22700	Cylinder ass'y, lift	2	2						MLH4500	
2	31850-22710	Cylinder ass'y, lift	2	2						MLH4700	
	31850-22720	Cylinder ass'y, lift	2	2						MLH5000	
	31851-18230	Tube ass'y, cylinder	2	2						MLH2500	
3	31851-18240	Tube ass'y, cylinder	2	2						MLH2700	
	31851-18250	Tube ass'y, cylinder	2	2						MLH3000	
	31851-18260	Tube ass'y, cylinder	2	2						MLH3300	
	31851-18270	Tube ass'y, cylinder	2	2						MLH3500	
	31851-18280	Tube ass'y, cylinder	2	2						MLH3700	
	31851-18290	Tube ass'y, cylinder	2	2						MLH4000	
	31851-18300	Tube ass'y, cylinder	2	2						MLH4300	
	31851-18310	Tube ass'y, cylinder	2	2						MLH4500	
	31851-18320	Tube ass'y, cylinder	2	2						MLH4700	
	31851-18330	Tube ass'y, cylinder	2	2						MLH5000	
	4	31851-17560	Rod ass'y, piston	2	2						MLH2500
		31851-17570	Rod ass'y, piston	2	2						MLH2700
31851-17580		Rod ass'y, piston	2	2						MLH3000	
31851-17590		Rod ass'y, piston	2	2						MLH3300	
31851-17600		Rod ass'y, piston	2	2						MLH3500	
31851-17610		Rod ass'y, piston	2	2						MLH3700	
31851-17620		Rod ass'y, piston	2	2						MLH4000	
31851-17630		Rod ass'y, piston	2	2						MLH4300	
31851-17640		Rod ass'y, piston	2	2						MLH4500	
5	31851-17650	Rod ass'y, piston	2	2						MLH4700	
	31851-17660	Rod ass'y, piston	2	2						MLH5000	
	31851-28630	Bushing	2	2							
5	31851-28670	Bearing, cushion	2	2							

Note :

Fig.2053D LIFT CYLINDER[Pm]  
 FB20P/25P[CS/FCS/RP/DRP]

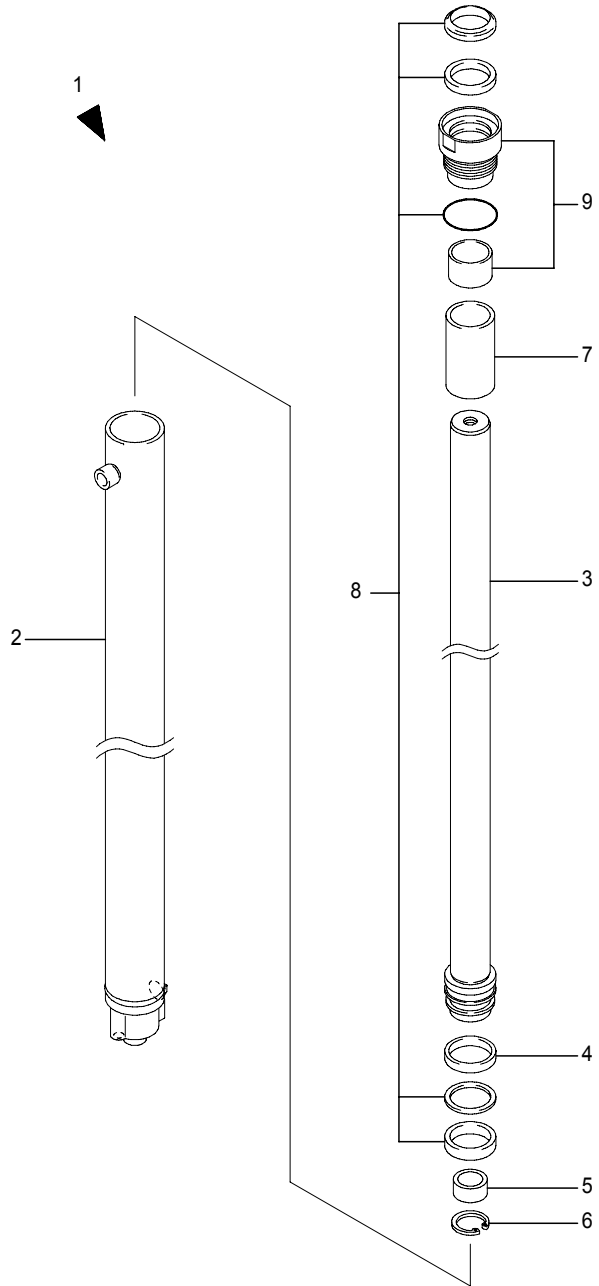


Fig.2053D LIFT CYLINDER[Pm]  
 FB20P/25P[CS/FCS/RP/DRP]

(A)=FB20P (D)=FB30P  
 (B)=FB25P (E)=  
 (C)=FB28P (F)=

No.	Parts No.	Parts Name	(A)	(B)	(C)	(D)	(E)	(F)	i/a	Remarks
6	31851-28980	Ring, snap	2	2						
7	31851-12370	Spacer	2	2						MLH4300-5500
8	31851-29180	KIT, repair	2	2						
9	31850-17530	KIT, head	2	2						

Note :

Fig.2053E LIFT CYLINDER[Pm]  
 FB20P/25P(241AC7134-),[CS/FCS/RP/DRP]

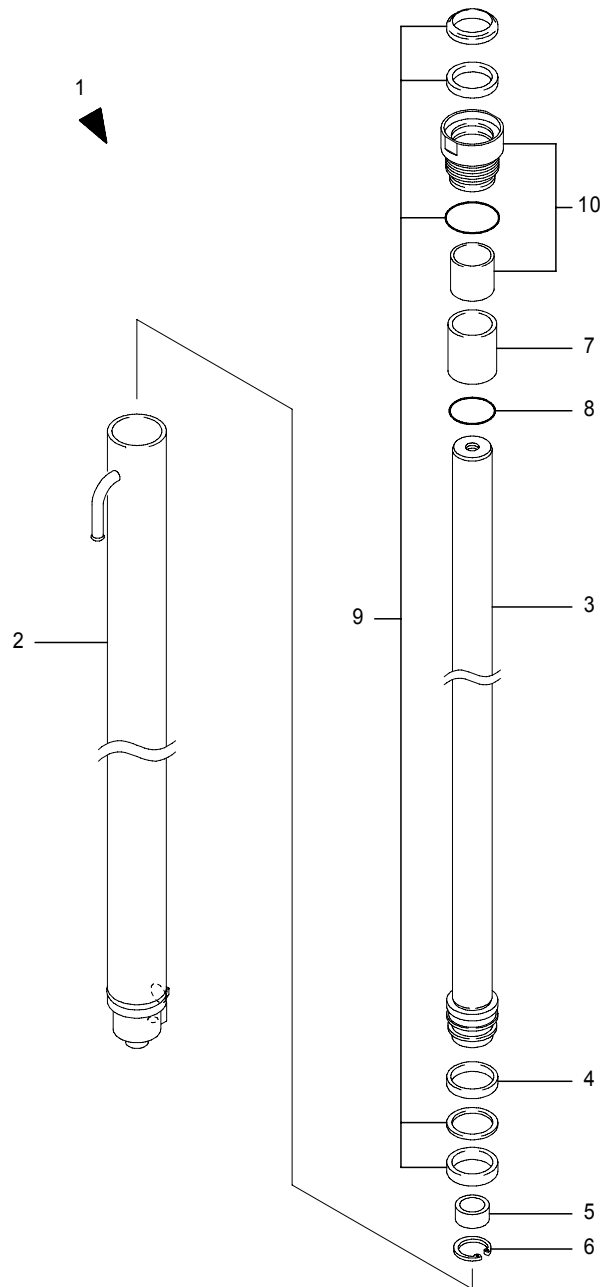


Fig.2053E LIFT CYLINDER[Pm]  
 FB20P/25P(241AC7134-),[CS/FCS/RP/DRP]

(A)=FB20P (D)=FB30P  
 (B)=FB25P (E)=  
 (C)=FB28P (F)=

No.	Parts No.	Parts Name	(A)	(B)	(C)	(D)	(E)	(F)	i/a	Remarks
1	70001-42620	Cylinder ass'y, lift	2	2						MLH3000
	70001-42630	Cylinder ass'y, lift	2	2						MLH3300
	70001-42640	Cylinder ass'y, lift	2	2						MLH3500
	70001-42650	Cylinder ass'y, lift	2	2						MLH3700
	70001-42660	Cylinder ass'y, lift	2	2						MLH4000
2	70001-42670	Cylinder ass'y, lift	2	2						MLH4500
	70001-42680	Cylinder ass'y, lift	2	2						MLH5000
3	70001-32160	Tube ass'y, cylinder	2	2						MLH3000
	70001-32170	Tube ass'y, cylinder	2	2						MLH3300
	70001-32180	Tube ass'y, cylinder	2	2						MLH3500
	70001-32190	Tube ass'y, cylinder	2	2						MLH3700
	70001-32200	Tube ass'y, cylinder	2	2						MLH4000
	70001-32210	Tube ass'y, cylinder	2	2						MLH4500
	70001-32220	Tube ass'y, cylinder	2	2						MLH5000
	70001-32230	Rod ass'y, piston	2	2						MLH3000
	70001-32240	Rod ass'y, piston	2	2						MLH3300
	70001-32250	Rod ass'y, piston	2	2						MLH3500
4	70001-32260	Rod ass'y, piston	2	2						MLH3700
	70001-32270	Rod ass'y, piston	2	2						MLH4000
	70001-32280	Rod ass'y, piston	2	2						MLH4500
	70001-32290	Rod ass'y, piston	2	2						MLH5000
	31851-28630	Bushing	2	2						
5	31850-63070	Bearing, cushion	2	2						
	31851-28980	Ring, snap	2	2						
7	70001-32300	Spacer	2	2						MLH4000/4500
	70001-32310	Spacer	2	2						MLH5000
8	70001-41380	Ring, O	2	2						MLH4000-5000
9	70001-42610	KIT, repair	2	2						
10	31850-17530	KIT, head	2	2						

Note :

Fig.2053F LIFT CYLINDER[Pm]  
FB28P/30P[Std]

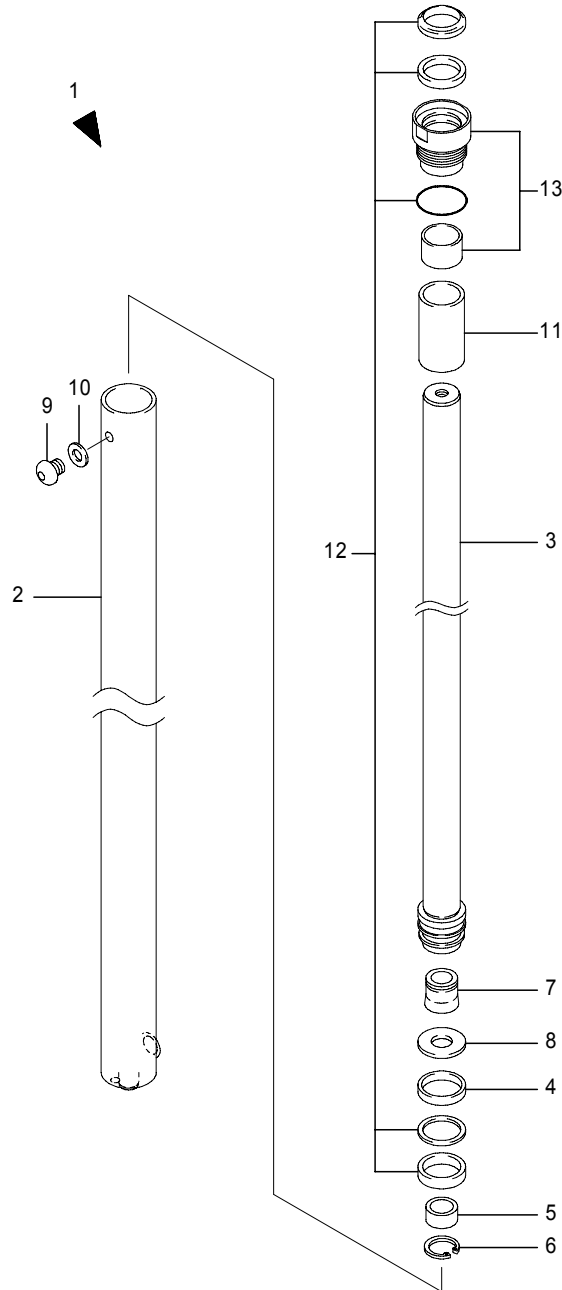


Fig.2053F LIFT CYLINDER[Pm]  
FB28P/30P[Std]

(A)=FB20P (D)=FB30P  
(B)=FB25P (E)=  
(C)=FB28P (F)=

No.	Parts No.	Parts Name	(A)	(B)	(C)	(D)	(E)	(F)	i/a	Remarks
1	31850-58130	Cylinder ass'y, lift				2	2			MLH2000
	31850-58140	Cylinder ass'y, lift				2	2			MLH2300
	31850-58150	Cylinder ass'y, lift				2	2			MLH2500
	31850-58160	Cylinder ass'y, lift				2	2			MLH2700
	31850-58170	Cylinder ass'y, lift				2	2			MLH3000
	31850-58180	Cylinder ass'y, lift				2	2			MLH3300
	31850-58190	Cylinder ass'y, lift				2	2			MLH3500
	31850-58200	Cylinder ass'y, lift				2	2			MLH3700
	31850-58210	Cylinder ass'y, lift				2	2			MLH4000
	31850-58220	Cylinder ass'y, lift				2	2			MLH4300
	31850-58230	Cylinder ass'y, lift				2	2			MLH4500
	31850-58240	Cylinder ass'y, lift				2	2			MLH4700
2	31850-58250	Cylinder ass'y, lift				2	2			MLH5000
	31850-61780	Tube ass'y, cylinder				2	2			MLH2000
	31850-61790	Tube ass'y, cylinder				2	2			MLH2300
	31850-61800	Tube ass'y, cylinder				2	2			MLH2500
	31850-61810	Tube ass'y, cylinder				2	2			MLH2700
	31850-61820	Tube ass'y, cylinder				2	2			MLH3000
	31850-61830	Tube ass'y, cylinder				2	2			MLH3300
	31850-61840	Tube ass'y, cylinder				2	2			MLH3500
	31850-61850	Tube ass'y, cylinder				2	2			MLH3700
	31850-61860	Tube ass'y, cylinder				2	2			MLH4000
	31850-61870	Tube ass'y, cylinder				2	2			MLH4300
	31850-61880	Tube ass'y, cylinder				2	2			MLH4500
3	31850-61890	Tube ass'y, cylinder				2	2			MLH4700
	31850-61900	Tube ass'y, cylinder				2	2			MLH5000
	31850-61910	Rod ass'y, piston				2	2			MLH2000
	31850-61920	Rod ass'y, piston				2	2			MLH2300
	31850-61930	Rod ass'y, piston				2	2			MLH2500
	31850-61940	Rod ass'y, piston				2	2			MLH2700
	31850-61950	Rod ass'y, piston				2	2			MLH3000
	31850-61960	Rod ass'y, piston				2	2			MLH3300
	31850-61970	Rod ass'y, piston				2	2			MLH3500
	31850-61980	Rod ass'y, piston				2	2			MLH3700
	31850-61990	Rod ass'y, piston				2	2			MLH4000

Note :



Fig.2053F LIFT CYLINDER[Pm]  
FB28P/30P[Std]

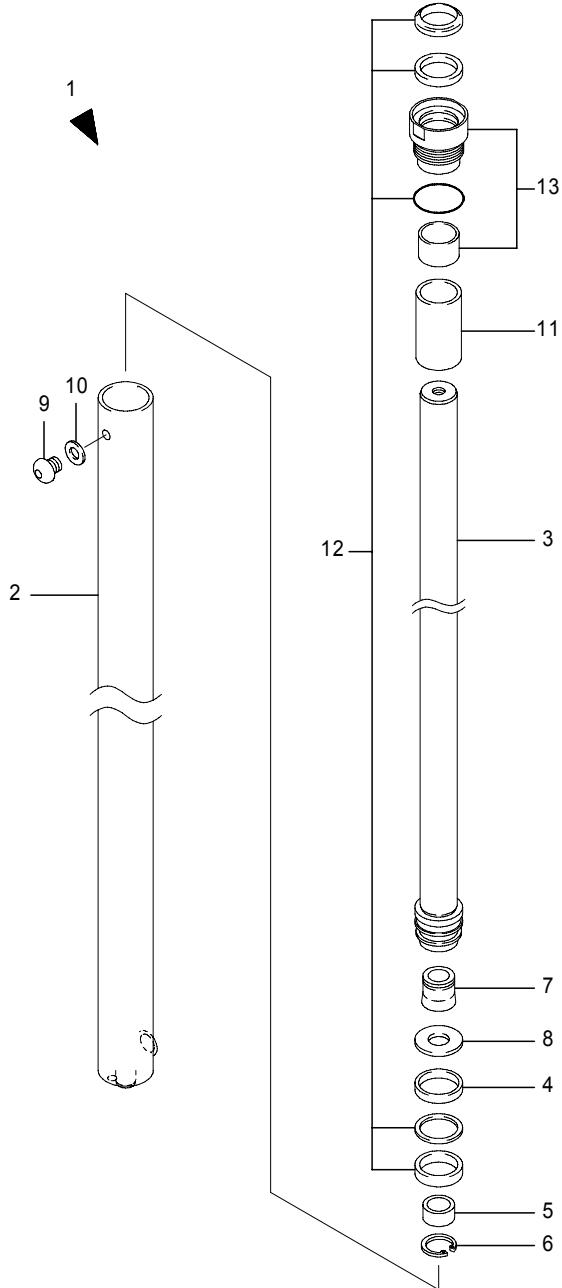


Fig.2053F LIFT CYLINDER[Pm]  
FB28P/30P[Std]

(A)=FB20P (D)=FB30P  
(B)=FB25P (E)=  
(C)=FB28P (F)=

No.	Parts No.	Parts Name	(A)	(B)	(C)	(D)	(E)	(F)	i/a	Remarks
3	31850-62000	Rod ass'y, piston				2	2			MLH4300
	31850-62010	Rod ass'y, piston				2	2			MLH4500
	31850-62020	Rod ass'y, piston				2	2			MLH4700
	31850-62030	Rod ass'y, piston				2	2			MLH5000
4	31851-28640	Bushing				2	2			
5	31850-62450	Cushion, bearing				2	2			
6	31851-28970	Ring, snap				2	2			
7	31851-32200	Valve, check				2	2			
8	31851-32190	Plate				2	2			
9	31851-32210	Plug				2	2			
10	31850-62360	Gasket				2	2			
11	31851-17840	Spacer				2	2			MLH4300/4500/4700/5000
12	31850-62460	KIT, repair				2	2			
13	31850-62470	KIT, head				2	2			

Note :

Fig.2053G LIFT CYLINDER[Pm]  
FB28P/30P[CS/FCS/RP/DRP]

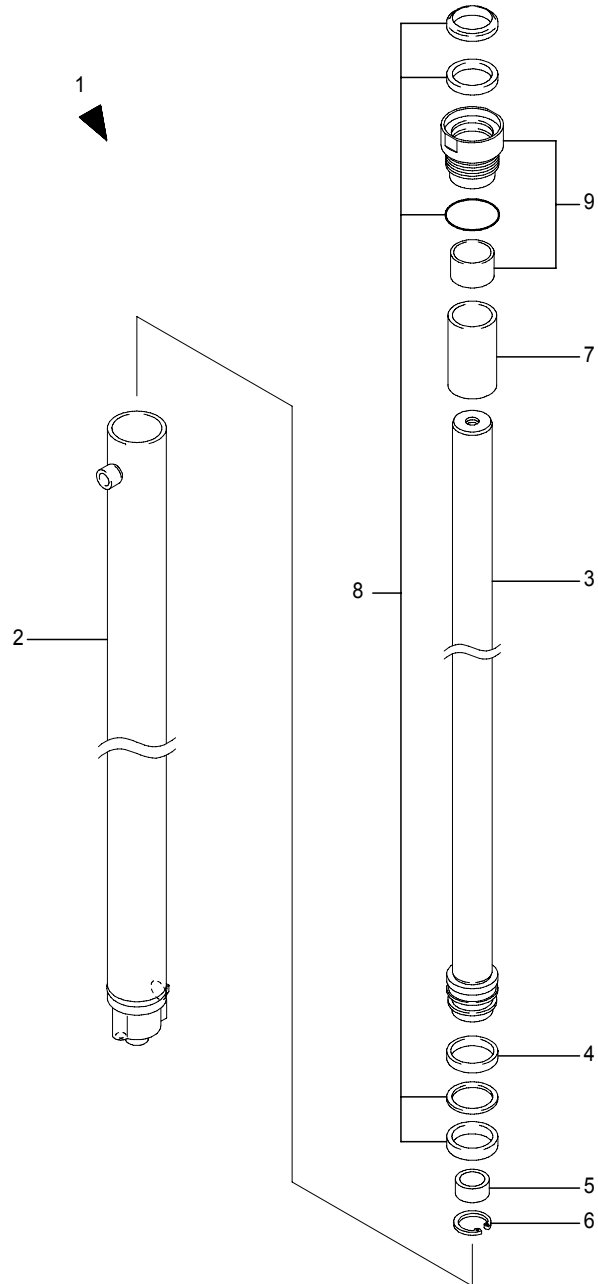


Fig.2053G LIFT CYLINDER[Pm]  
FB28P/30P[CS/FCS/RP/DRP]

(A)=FB20P (D)=FB30P  
(B)=FB25P (E)=  
(C)=FB28P (F)=

No.	Parts No.	Parts Name	(A)	(B)	(C)	(D)	(E)	(F)	i/a	Remarks
1	70000-07780	Cylinder ass'y, lift				2	2			MLH2000
	70000-07790	Cylinder ass'y, lift				2	2			MLH2300
	70000-07800	Cylinder ass'y, lift				2	2			MLH2500
	70000-07810	Cylinder ass'y, lift				2	2			MLH2700
	70000-07820	Cylinder ass'y, lift				2	2			MLH3000
	70000-07830	Cylinder ass'y, lift				2	2			MLH3300
	70000-07840	Cylinder ass'y, lift				2	2			MLH3500
	70000-07850	Cylinder ass'y, lift				2	2			MLH3700
	70000-07860	Cylinder ass'y, lift				2	2			MLH4000
	70000-07870	Cylinder ass'y, lift				2	2			MLH4300
2	70000-07880	Cylinder ass'y, lift				2	2			MLH4500
	70000-07890	Cylinder ass'y, lift				2	2			MLH4700
	70000-07900	Cylinder ass'y, lift				2	2			MLH5000
	70000-08580	Tube ass'y, cylinder				2	2			MLH2000
	70000-08590	Tube ass'y, cylinder				2	2			MLH2300
	70000-08600	Tube ass'y, cylinder				2	2			MLH2500
	70000-08610	Tube ass'y, cylinder				2	2			MLH2700
	70000-08620	Tube ass'y, cylinder				2	2			MLH3000
	70000-08630	Tube ass'y, cylinder				2	2			MLH3300
	70000-08640	Tube ass'y, cylinder				2	2			MLH3500
3	70000-08650	Tube ass'y, cylinder				2	2			MLH3700
	70000-08660	Tube ass'y, cylinder				2	2			MLH4000
	70000-08670	Tube ass'y, cylinder				2	2			MLH4300
	70000-08680	Tube ass'y, cylinder				2	2			MLH4500
	70000-08690	Tube ass'y, cylinder				2	2			MLH4700
	70000-08700	Tube ass'y, cylinder				2	2			MLH5000
	70000-10390	Rod ass'y, piston				2	2			MLH2000
	70000-10400	Rod ass'y, piston				2	2			MLH2300
	70000-10410	Rod ass'y, piston				2	2			MLH2500
	70000-10420	Rod ass'y, piston				2	2			MLH2700
70000-10430	Rod ass'y, piston				2	2			MLH3000	
70000-10440	Rod ass'y, piston				2	2			MLH3300	
70000-10450	Rod ass'y, piston				2	2			MLH3500	
70000-10460	Rod ass'y, piston				2	2			MLH3700	
70000-10470	Rod ass'y, piston				2	2			MLH4000	

Note :

Fig.2053G LIFT CYLINDER[Pm]  
FB28P/30P[CS/FCS/RP/DRP]

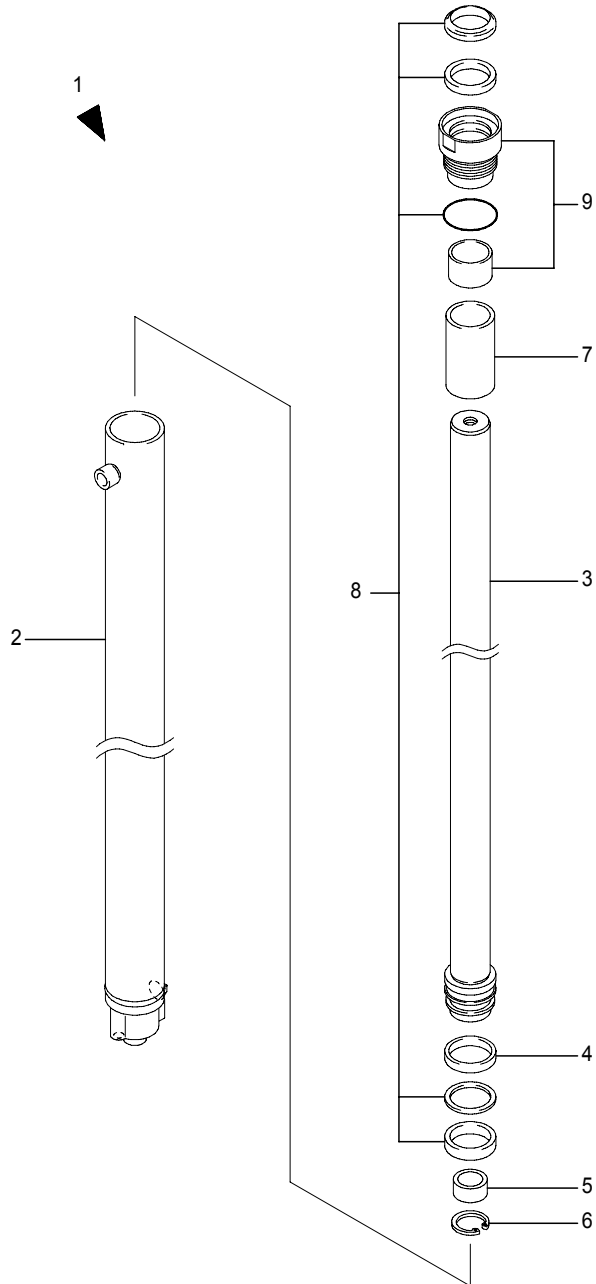


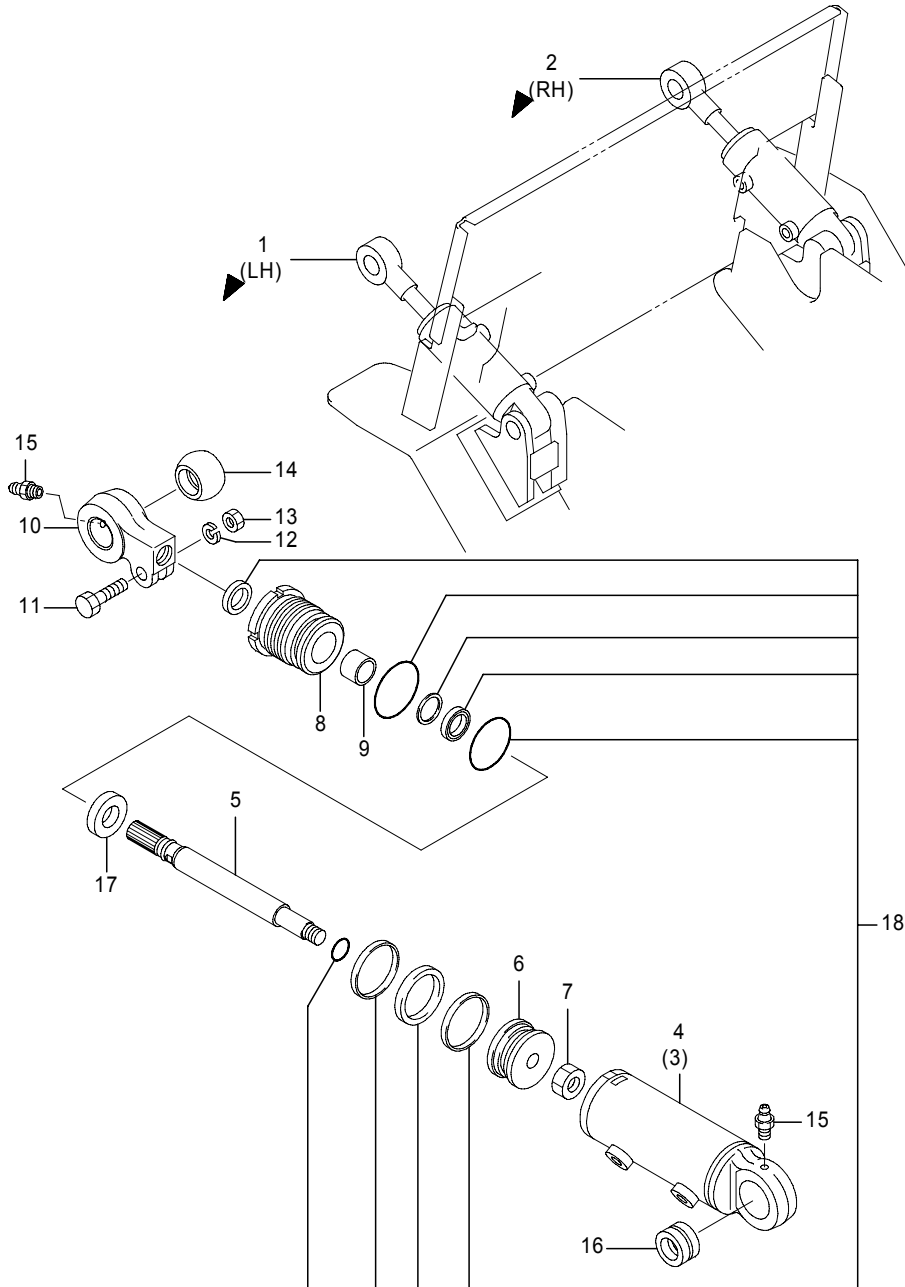
Fig.2053G LIFT CYLINDER[Pm]  
FB28P/30P[CS/FCS/RP/DRP]

(A)=FB20P (D)=FB30P  
(B)=FB25P (E)=  
(C)=FB28P (F)=

No.	Parts No.	Parts Name	(A)	(B)	(C)	(D)	(E)	(F)	i/a	Remarks
3	70000-10480	Rod ass'y, piston				2	2			MLH4300
	70000-10490	Rod ass'y, piston				2	2			MLH4500
	70000-10500	Rod ass'y, piston				2	2			MLH4700
	70000-10510	Rod ass'y, piston				2	2			MLH5000
4	31851-28640	Bushing				2	2			
5	31850-62450	Cushion, bearing				2	2			
6	31851-28970	Ring, snap				2	2			
7	31851-17840	Spacer				2	2			MLH4300-5500
8	31851-29190	KIT, repair				2	2			
9	31850-17860	KIT, head				2	2			

Note :

Fig.2054A TILT CYLINDER[Pm]  
FB20P-28P[Std/CS]



461-1582-01A  
(461-1582)

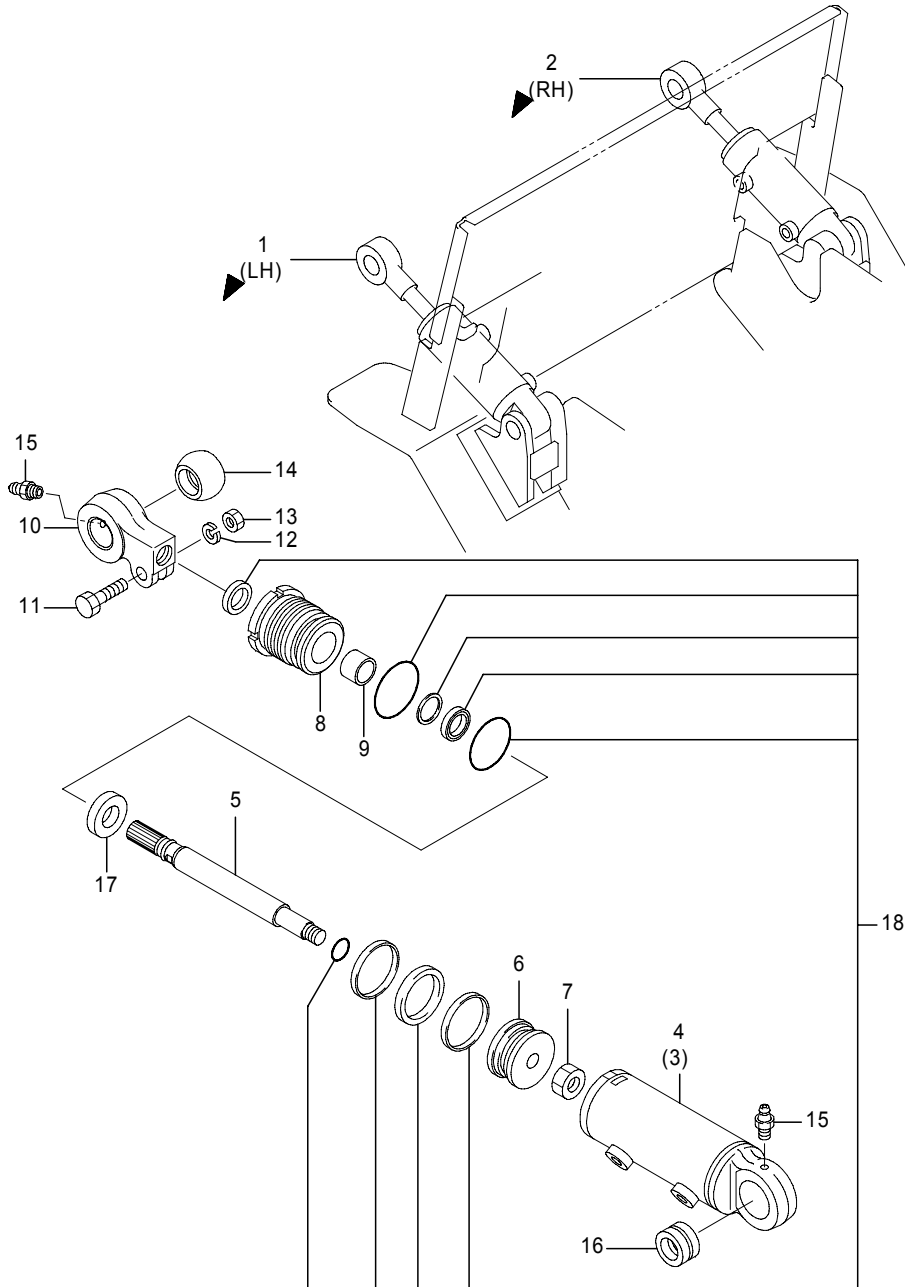
Fig.2054A TILT CYLINDER[Pm]  
FB20P-28P[Std/CS]

(A)=FB20P (D)=FB30P  
(B)=FB25P (E)=  
(C)=FB28P (F)=

No.	Parts No.	Parts Name	(A)	(B)	(C)	(D)	(E)	(F)	i/a	Remarks
1	70000-41470	Cylinder(L) ass'y, tilt	1	1	1					LO1,6°/12°
	70000-41500	Cylinder(L) ass'y, tilt	1	1	1					LO4,4°/6°
2	70000-41560	Cylinder(R) ass'y, tilt	1	1	1					RO1,6°/12°
	70000-41590	Cylinder(R) ass'y, tilt	1	1	1					RO4,4°/6°
3	31851-37170	Cylinder sub ass'y	2	2	2					LH
4	31851-37180	Cylinder sub ass'y	2	2	2					RH
5	31851-38260	Rod ass'y, piston	2	2	2					6°/12°
	31851-38400	Rod ass'y, piston	2	2	2					4°/6°
6	31851-37890	Piston	2	2	2					
7	31851-37680	Nut	2	2	2					
8	31851-37060	Head	2	2	2					
9	31851-37910	Bushing	2	2	2					
10	31851-37990	Head	2	2	2					
11	31851-38030	Bolt	2	2	2					
12	31851-38440	Washer	2	2	2					
13	31851-37660	Nut	2	2	2					
14	31851-37930	Bushing	2	2	2					
15	31851-37690	Nipple, grease	4	4	4					
16	31851-37950	Bushing	2	2	2					
17	31851-37530	Spacer	2	2	2					4°/6°
18	31850-63270	KIT, seal	2	2	2					

Note : Location:See Fig.2061

Fig.2054B TILT CYLINDER[Pm]  
FB20P-28P,[FCS]



461-1582-01A  
(461-1582)

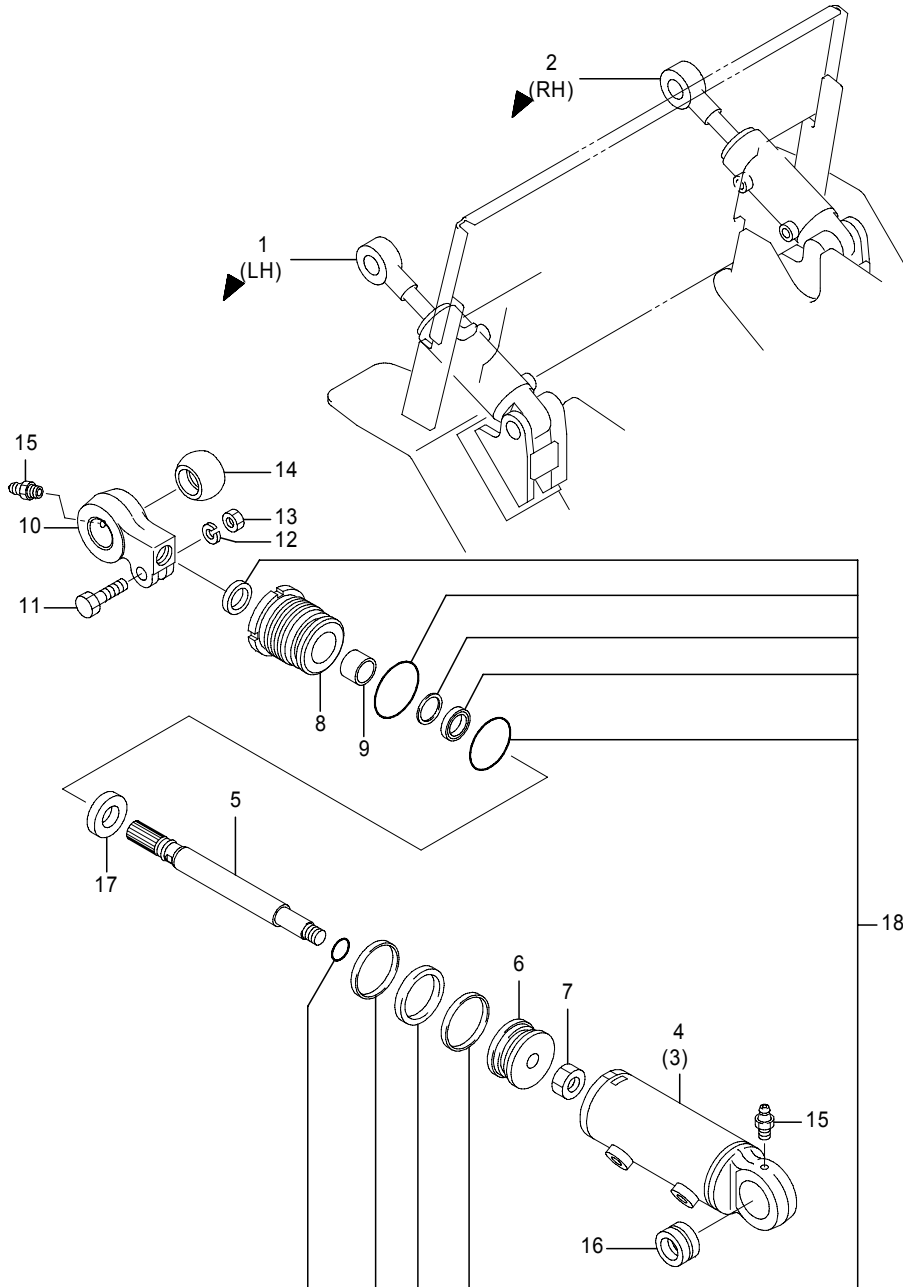
Fig.2054B TILT CYLINDER[Pm]  
FB20P-28P,[FCS]

(A)=FB20P (D)=FB30P  
(B)=FB25P (E)=  
(C)=FB28P (F)=

No.	Parts No.	Parts Name	(A)	(B)	(C)	(D)	(E)	(F)	i/a	Remarks
1	70000-41790	Cylinder(L) ass'y, tilt	1	1	1					LO1,6°/12°
	70000-41820	Cylinder(L) ass'y, tilt	1	1	1					LO4,4°/6°
2	70000-41840	Cylinder(R) ass'y, tilt	1	1	1					RO1,6°/12°
	70000-41870	Cylinder(R) ass'y, tilt	1	1	1					RO4,4°/6°
3	31851-37170	Cylinder sub ass'y	2	2	2					LH
4	31851-37180	Cylinder sub ass'y	2	2	2					RH
5	31851-38260	Rod ass'y, piston	2	2	2					6°/12°
	31851-38400	Rod ass'y, piston	2	2	2					4°/6°
6	31851-37890	Piston	2	2	2					
7	31851-37680	Nut	2	2	2					
8	31851-37060	Head	2	2	2					
9	31851-37910	Bushing	2	2	2					
10	31851-37990	Head	2	2	2					
11	31851-38030	Bolt	2	2	2					
12	31851-38440	Washer	2	2	2					
13	31851-37660	Nut	2	2	2					
14	31851-37930	Bushing	2	2	2					
15	31851-37690	Nipple, grease	4	4	4					
16	31851-37950	Bushing	2	2	2					
17	31851-37530	Spacer	2	2	2					4°/6°
18	31850-63290	KIT, seal	2	2	2					

Note : Location:See Fig.2061

Fig.2054C TILT CYLINDER[Pm]  
FB30P[Std/CS]



461-1582-01A  
(461-1582)

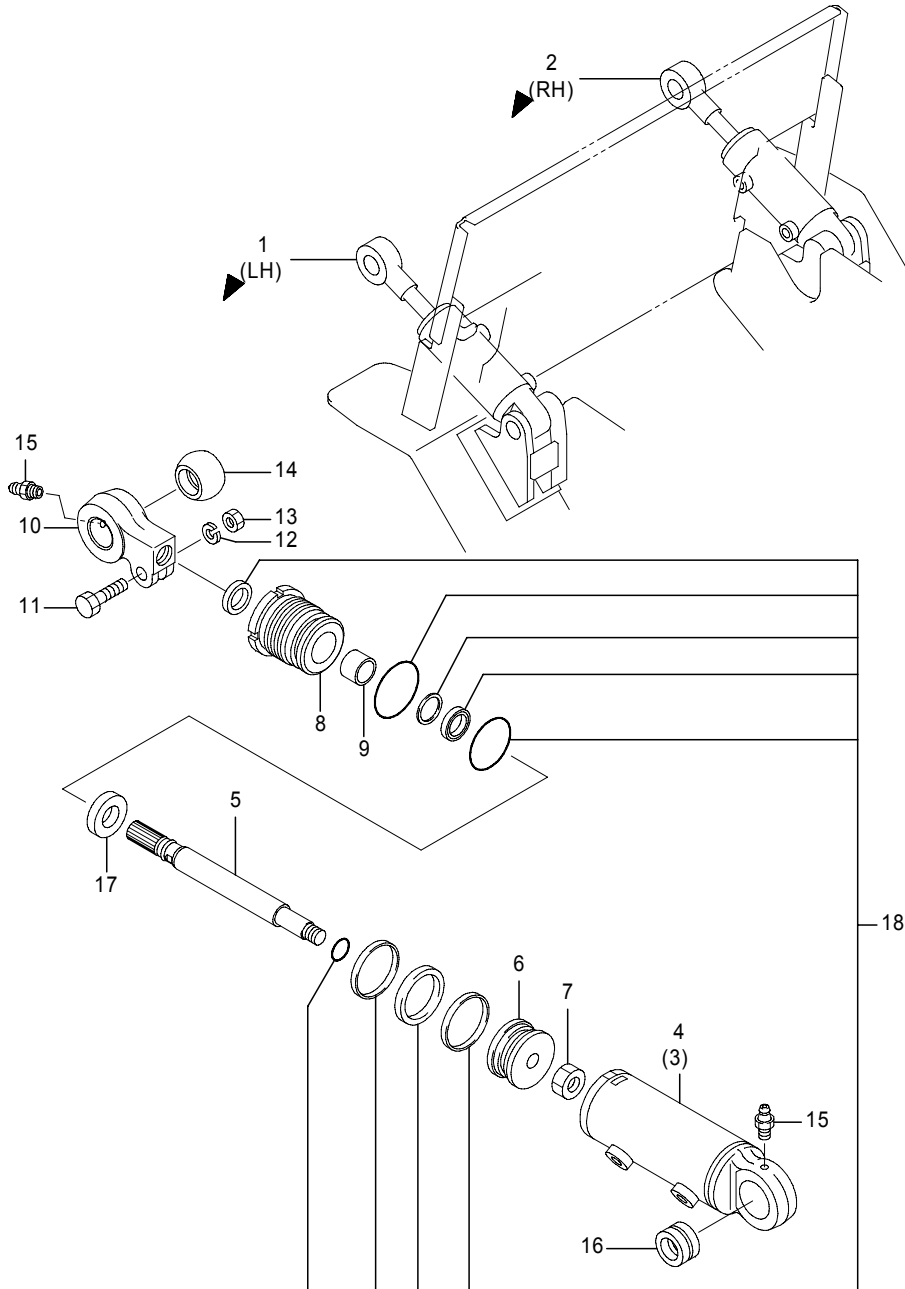
Fig.2054C TILT CYLINDER[Pm]  
FB30P[Std/CS]

(A)=FB20P (D)=FB30P  
(B)=FB25P (E)=  
(C)=FB28P (F)=

No.	Parts No.	Parts Name	(A)	(B)	(C)	(D)	(E)	(F)	i/a	Remarks
1	70000-41650	Cylinder(L) ass'y, tilt							1	LR1,6°/12°
	70000-41680	Cylinder(L) ass'y, tilt							1	LR4,4°/6°
2	70000-41720	Cylinder(R) ass'y, tilt							1	RR1,6°/12°
	70000-41750	Cylinder(R) ass'y, tilt							1	RR4,4°/6°
3	31851-37190	Cylinder sub ass'y							2	LH
4	31851-37200	Cylinder sub ass'y							2	RH
5	31851-38270	Rod ass'y, piston							2	6°/12°
	31851-38360	Rod ass'y, piston							2	4°/6°
6	31851-37890	Piston							2	
7	31851-37680	Nut							2	
8	31851-37060	Head							2	
9	31851-37910	Bushing							2	
10	31851-37990	Head							2	
11	31851-38030	Bolt							2	
12	31851-38440	Washer							2	
13	31851-37660	Nut							2	
14	31851-37930	Bushing							2	
15	31851-37690	Nipple, grease							4	
16	31851-37950	Bushing							2	
17	31851-37450	Spacer							2	4°/6°
18	31850-63270	KIT, seal							2	

Note : Location:See Fig.2061

Fig.2054D TILT CYLINDER[Pm]  
FB30P,[FCS]



461-1582-01A  
(461-1582)

Fig.2054D TILT CYLINDER[Pm]  
FB30P,[FCS]

(A)=FB20P (D)=FB30P  
(B)=FB25P (E)=  
(C)=FB28P (F)=

No.	Parts No.	Parts Name	(A)	(B)	(C)	(D)	(E)	(F)	i/a	Remarks
1	70000-41890	Cylinder(L) ass'y, tilt							1	LR1,6°/12°
	70000-41920	Cylinder(L) ass'y, tilt							1	LR4,4°/6°
2	70000-41940	Cylinder(R) ass'y, tilt							1	RR1,6°/12°
	70000-41970	Cylinder(R) ass'y, tilt							1	RR4,4°/6°
3	31851-37190	Cylinder sub ass'y							2	LH
4	31851-37200	Cylinder sub ass'y							2	RH
5	31851-38270	Rod ass'y, piston							2	6°/12°
	31851-38360	Rod ass'y, piston							2	4°/6°
6	31851-37890	Piston							2	
7	31851-37680	Nut							2	
8	31851-37060	Head							2	
9	31851-37910	Bushing							2	
10	31851-37990	Head							2	
11	31851-38030	Bolt							2	
12	31851-38440	Washer							2	
13	31851-37660	Nut							2	
14	31851-37930	Bushing							2	
15	31851-37690	Nipple, grease							4	
16	31851-37950	Bushing							2	
17	31851-37450	Spacer							2	4°/6°
18	31850-63290	KIT, seal							2	

Note : Location:See Fig.2061

Fig.2054E TILT CYLINDER[Pm]  
FB20P-28P, Finger tip

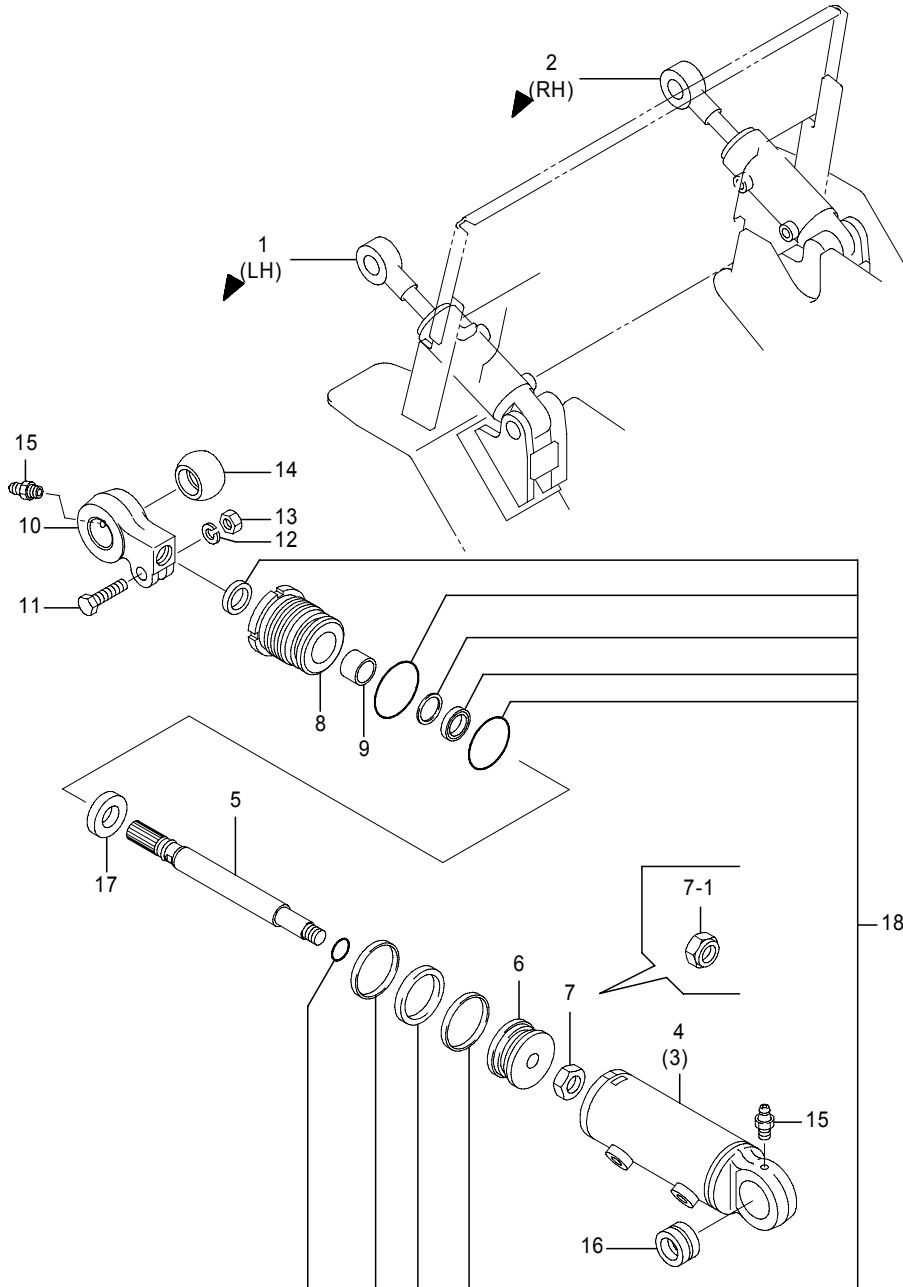


Fig.2054E TILT CYLINDER[Pm]  
FB20P-28P, Finger tip

(A)=FB20P (D)=FB30P  
(B)=FB25P (E)=  
(C)=FB28P (F)=

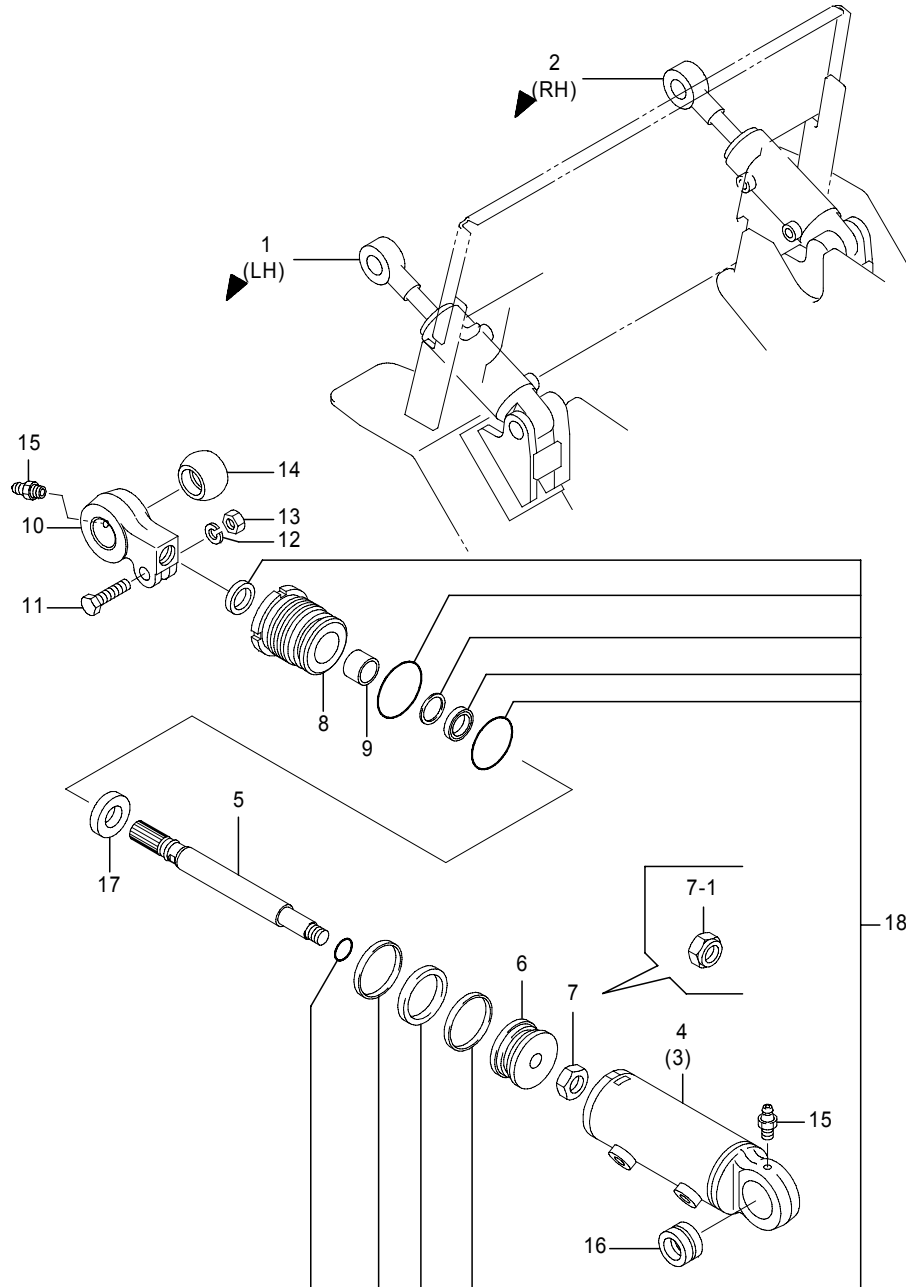
No.	Parts No.	Parts Name	(A)	(B)	(C)	(D)	(E)	(F)	i/a	Remarks
1	70000-41470	Cylinder(L) ass'y, tilt	1	1	1					LO1, 6°/12°
1-1	31850-43060 (A=241A****-)(B=241A****-)(C=241A****-)	Cylinder(L) ass'y, tilt	1	1	1				↑	LO3, 6°/6° 3000<=MLH<=4000
1	70000-41500	Cylinder(L) ass'y, tilt	1	1	1					LO4, 4°/6° for Export:31850-43070
2	70000-41560	Cylinder(R) ass'y, tilt	1	1	1					RO1, 6°/12°
2-1	31850-43110 (A=241A****-)(B=241A****-)(C=241A****-)	Cylinder(R) ass'y, tilt	1	1	1				↑	RO3, 6°/6° 3000<=MLH<=4000
2	70000-41590	Cylinder(R) ass'y, tilt	1	1	1					RO4, 4°/6° for Export:31850-43120
3	31851-37170	Cylinder sub ass'y	2	2	2					LH
4	31851-37180	Cylinder sub ass'y	2	2	2					RH
5	31851-38260	Rod ass'y, piston	2	2	2					6°/12°
5-1	31851-38400 (A=241A****-)(B=241A****-)(C=241A****-)	Rod ass'y, piston	2	2	2				↑	6°/6°3000<=MLH<=4000
5	31851-38400	Rod ass'y, piston	2	2	2					4°/6°
6	31851-37890	Piston	2	2	2					
7	31851-37680	Nut	2	2	2					
7-1	(A=241A****-)(B=241A****-)(C=241A****-)	Nut, Self lock	2	2	2				↑	
8	31851-37060	Head	2	2	2					
9	31851-37910	Bushing	2	2	2					
10	31851-37990	Head	2	2	2					
11	31851-38030	Bolt	2	2	2					
12	31851-38440	Washer	2	2	2					
13	31851-37660	Nut	2	2	2					
14	31851-37930	Bushing	2	2	2					
15	31851-37690	Nipple, grease	4	4	4					
16	31851-37950	Bushing	2	2	2					
17	31851-37440	Spacer	2	2	2					6°/6°3000<=MLH<=4000
	31851-37530	Spacer	2	2	2					4°/6°
18	31850-63270	KIT, seal	2	2	2					

Note : Location:See Fig.2061



Fig.2054F TILT CYLINDER[Pm]

FB30P, Finger tip



461-1582-03  
(461-1582)

Fig.2054F TILT CYLINDER[Pm]

FB30P, Finger tip

(A)=FB20P (D)=FB30P

(B)=FB25P (E)=

(C)=FB28P (F)=

No.	Parts No.	Parts Name	(A)	(B)	(C)	(D)	(E)	(F)	i/a	Remarks
1	70000-41650	Cylinder(L) ass'y, tilt							1	LR1, 6°/12°
1-1	31850-43160	Cylinder(L) ass'y, tilt (D=251A****-)							1	↑ LR3, 6°/6° 3000<=MLH<=4000
1	70000-41680	Cylinder(L) ass'y, tilt							1	LR4, 4°/6°
2	70000-41720	Cylinder(R) ass'y, tilt							1	RR1, 6°/12°
2-1	31850-43210	Cylinder(R) ass'y, tilt (D=251A****-)							1	RR3, 6°/6° 3000<=MLH<=4000
2	70000-41750	Cylinder(R) ass'y, tilt							1	RR4, 4°/6°
3	31851-37190	Cylinder sub ass'y							2	LH
4	31851-37200	Cylinder sub ass'y							2	RH
5	31851-38270	Rod ass'y, piston							2	6°/12°
5-1	31851-38360	Rod ass'y, piston (D=251A****-)							2	↑ 6°/6°
5	31851-38360	Rod ass'y, piston							2	4°/6°
6	31851-37890	Piston							2	
7	31851-37680	Nut							2	
7-1		Nut, Self lock (D=251A****-)							2	↑
8	31851-37060	Head							2	
9	31851-37910	Bushing							2	
10	31851-37990	Head							2	
11	31851-38030	Bolt							2	
12	31851-38440	Washer							2	
13	31851-37660	Nut							2	
14	31851-37930	Bushing							2	
15	31851-37690	Nipple, grease							4	
16	31851-37950	Bushing							2	
17	31851-37350	Spacer							2	6°/6°
	31851-37450	Spacer							2	4°/6°
18	31850-63270	KIT, seal							2	

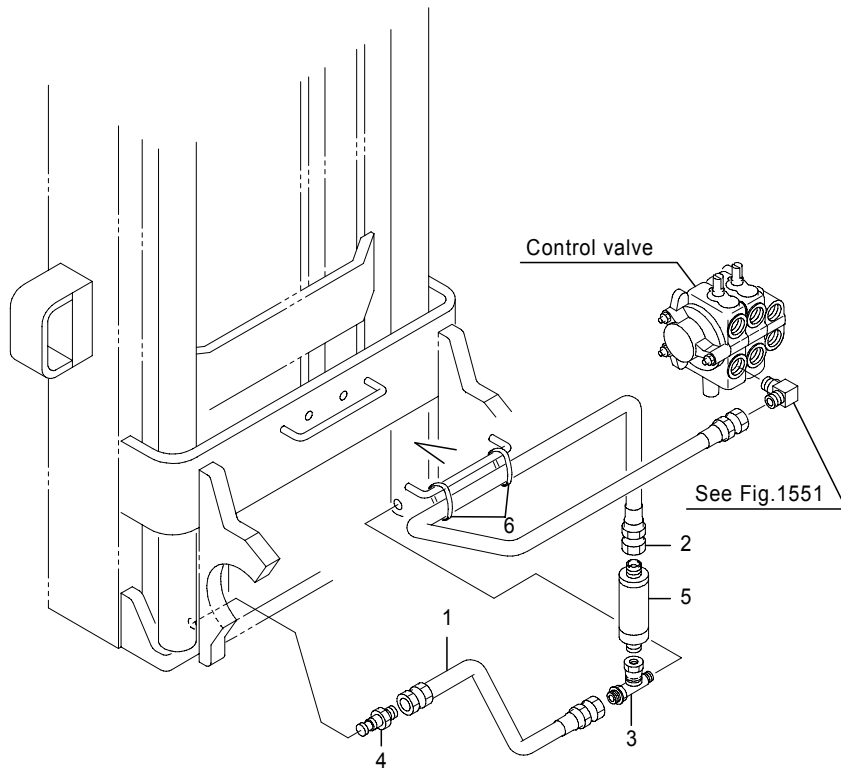
Note : Location:See Fig.2061

Fig.2059A MAST PIPING[Pm]  
[Std]

Fig.2059A MAST PIPING[Pm]  
[Std]

(A)=FB20P (D)=FB30P  
(B)=FB25P (E)=  
(C)=FB28P (F)=

No.	Parts No.	Parts Name	(A)	(B)	(C)	(D)	(E)	(F)	i/a	Remarks
1	04005-09038	Hose, HP	1	1	1	1				
2	04005-12090	Hose, HP	1	1	1	1				
2-1	04005-12087	Hose, HP	1	1	1	1			↙	
(A=241AC1989-)(B=241AC1989-)(C=241AC1989-)(D=251AC0193-)										
3	31830-65760	Tee	1	1	1	1				
4	31830-67320	Valve, down safety	1	1	1	1				70L/min
5	31810-20390	Valve, flow control	1	1	1	1				60L/min
6	37990-03500	Band	4	4	4	4				
6-1	37990-03500	Band	2	2	2	2				



Note :

Fig.2059B MAST PIPING[Pm]  
[CS/FCS/RP/DRP]

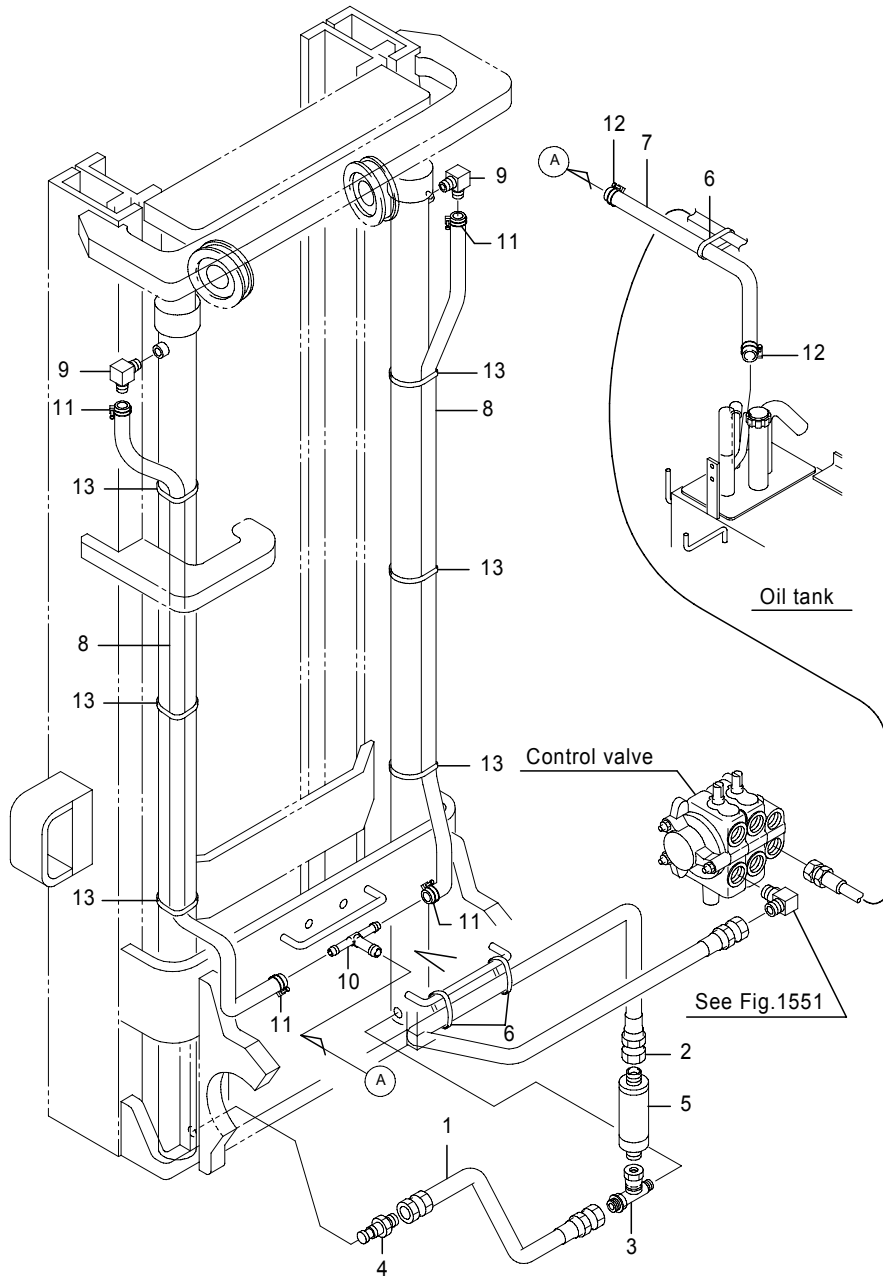


Fig.2059B MAST PIPING[Pm]  
[CS/FCS/RP/DRP]

(A)=FB20P (D)=FB30P  
(B)=FB25P (E)=  
(C)=FB28P (F)=

No.	Parts No.	Parts Name	(A)	(B)	(C)	(D)	(E)	(F)	i/a	Remarks
1	04005-09038	Hose, HP	1	1	1	1				
2	04005-12090	Hose, HP	1	1	1	1				
2-1	04005-12087	Hose, HP	1	1	1	1			↑	
	(A=241AC8804-)(B=241AC8804-)(C=241AC8804-)(D=251AC0435-)									
3	31830-65760	Tee	1	1	1	1				
4	31830-67320	Valve, down safety	1	1	1	1				70L/min
5	31810-20390	Valve, flow control	1	1	1	1				60L/min
6	37990-03500	Band	5	5	5	5				
6-1	37990-03500	Band	3	3	3	3				
7	0370-12085	Hose, LP	1	1	1	1				
8	0369-09095	Hose, LP	2	2	2	2				MLH2000
	0369-09110	Hose, LP	2	2	2	2				MLH2300
	0369-09120	Hose, LP	2	2	2	2				MLH2500
	0369-09130	Hose, LP	2	2	2	2				MLH2700
	0369-09145	Hose, LP	2	2	2	2				MLH3000
	0369-09160	Hose, LP	2	2	2	2				MLH3300
	0369-09170	Hose, LP	2	2	2	2				MLH3500
	0369-09180	Hose, LP	2	2	2	2				MLH3700
	0369-09195	Hose, LP	2	2	2	2				MLH4000
	0369-09220	Hose, LP	2	2	2	2				MLH4300
	0369-09230	Hose, LP	2	2	2	2				MLH4500
	0369-09240	Hose, LP	2	2	2	2				MLH4700
	0369-09255	Hose, LP	2	2	2	2				MLH5000
9	31830-00630	Elbow	2	2	2	2				
10	14502-38190	Tee	1	1	1	1				
11	0399-00016	Clip, hose	4	4	4	4				
12	0399-00022	Clip, hose	2	2	2	2				
13	32391-00220	Band	4	4	4	4				
	32391-00220	Band	6	6	6	6				MLH□4000

Note :

Fig.2059C MAST PIPING[Pm]  
 FB20P/25P(241AC7134-),[Std:MLH3000/3300]

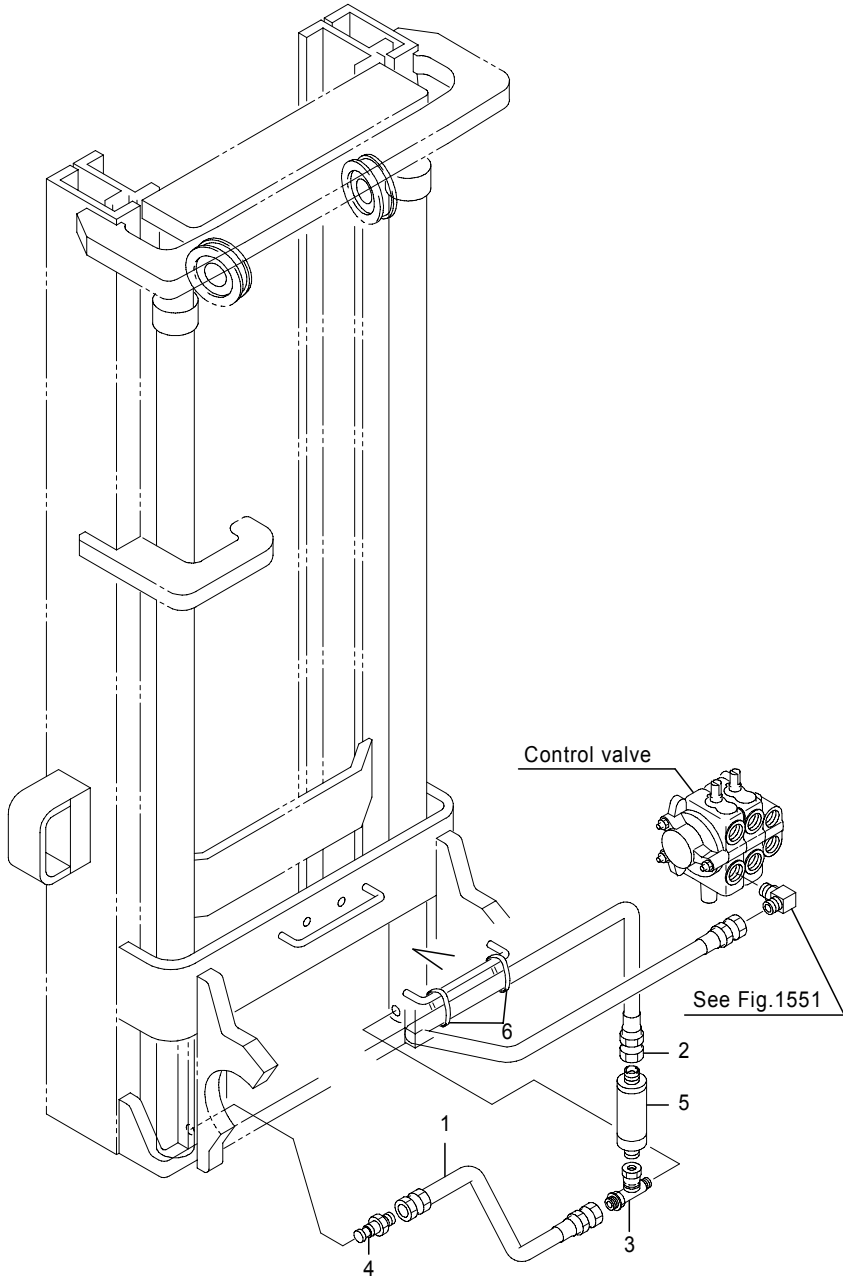


Fig.2059C MAST PIPING[Pm]  
 FB20P/25P(241AC7134-),[Std:MLH3000/3300]

(A)=FB20P (D)=FB30P  
 (B)=FB25P (E)=  
 (C)=FB28P (F)=

No.	Parts No.	Parts Name	(A)	(B)	(C)	(D)	(E)	(F)	i/a	Remarks
1	04005-09040	Hose, HP	1	1						
1-1	04005-09039	Hose, HP (A=241AC7179-)(B=241AC7179-)	1	1					↑	
2	04005-12087	Hose, HP	1	1						
3	70000-50700	Tee	1	1						
4	31830-67320	Valve, down safety	1	1						70L/min
5	31810-20390	Valve, flow control	1	1						60L/min
6	37990-03500	Band	4	4						
6-1	37990-03500	Band	2	2						

Note :

Fig.2059D MAST PIPING[Pm]  
 FB20P/25P(241AC7134-),[Std:MLH>=3500],[CS/FCS/RP/DRP]

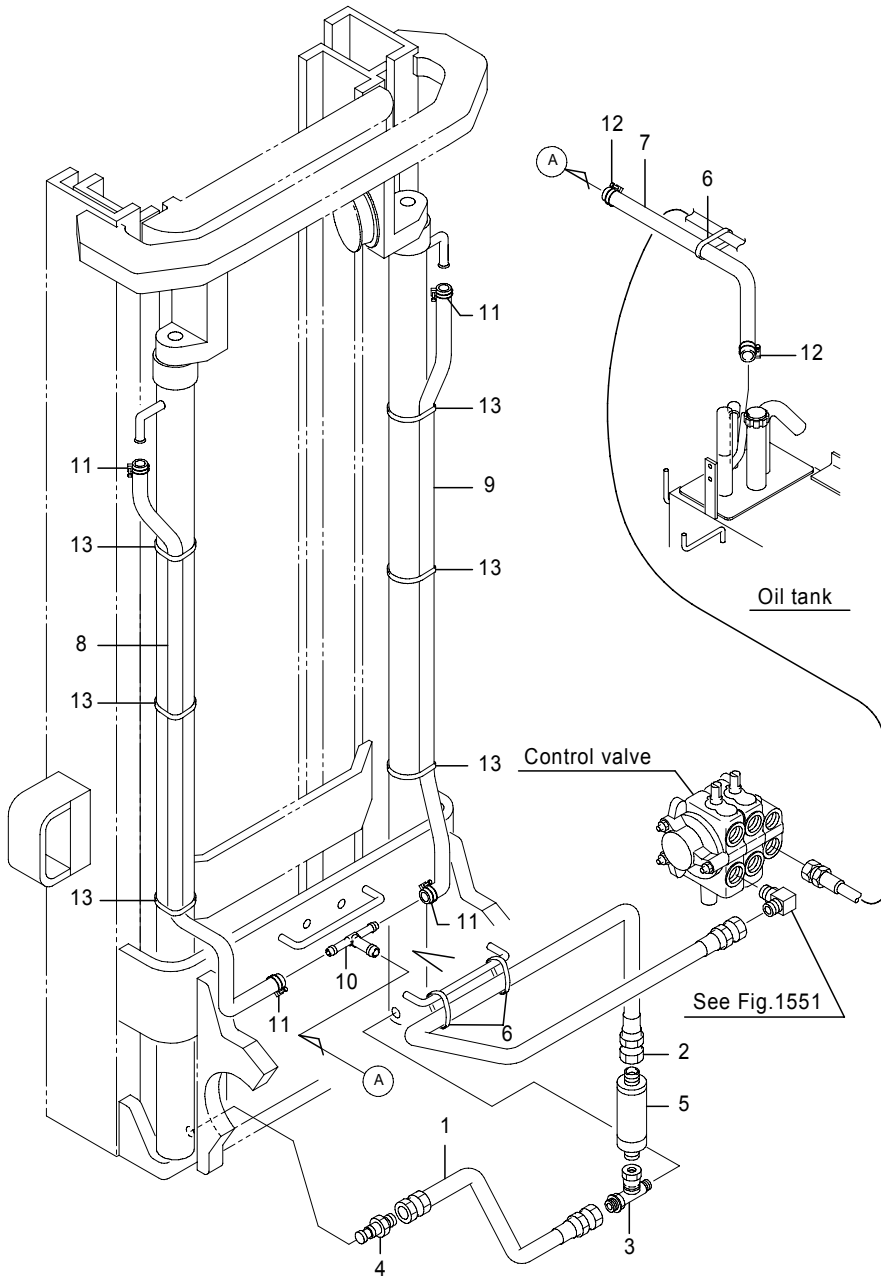


Fig.2059D MAST PIPING[Pm]  
 FB20P/25P(241AC7134-),[Std:MLH>=3500],[CS/FCS/RP/DRP]

(A)=FB20P (D)=FB30P  
 (B)=FB25P (E)=  
 (C)=FB28P (F)=

No.	Parts No.	Parts Name	(A)	(B)	(C)	(D)	(E)	(F)	i/a	Remarks
1	04005-09040	Hose, HP	1	1						
1-1	04005-09039 (A=241AC7179-)(B=241AC7179-)	Hose, HP	1	1					↑	
2	04005-12087	Hose, HP	1	1						
3	70000-50700	Tee	1	1						
4	31830-67320	Valve, down safety	1	1						70L/min
5	31810-20390	Valve, flow control	1	1						60L/min
6	37990-03500	Band	5	5						
6-1	37990-03500	Band	3	3						
7	0370-12085	Hose, LP	1	1						
7-1	0369-12085 (A=241AC7179-)(B=241AC7179-)	Hose, LP	1	1					↓	
8	0369-09150	Hose, LP	1	1						MLH3000,CS/FCS
	0369-09163	Hose, LP	1	1						MLH3300,CS/FCS
	0369-09173	Hose, LP	1	1						MLH3500,Std/CS/FCS
	0369-09183	Hose, LP	1	1						MLH3700,Std/CS/FCS
	0369-09203	Hose, LP	1	1						MLH4000,Std/CS/FCS
	0369-09230	Hose, LP	1	1						MLH4500,Std/CS/FCS
	0369-09257	Hose, LP	1	1						MLH5000,Std/CS/FCS
9	0369-09123	Hose, LP	1	1						MLH3000,CS/FCS
	0369-09137	Hose, LP	1	1						MLH3300,CS/FCS
	0369-09147	Hose, LP	1	1						MLH3500,Std/CS/FCS
	0369-09157	Hose, LP	1	1						MLH3700,Std/CS/FCS
	0369-09177	Hose, LP	1	1						MLH4000,Std/CS/FCS
	0369-09203	Hose, LP	1	1						MLH4500,Std/CS/FCS
	0369-09230	Hose, LP	1	1						MLH5000,Std/CS/FCS
10	14502-38190	Tee	1	1						
11	0399-00016	Clip, hose	4	4						
12	0399-00022	Clip, hose	2	2						
13	32391-00220	Band	8	8						MLH<4000
	32391-00220	Band	10	10						MLH□4000

Note :

Fig.2059E MAST PIPING[Pm]  
Finger tip, FB20P/25P, [MLH>=3500]

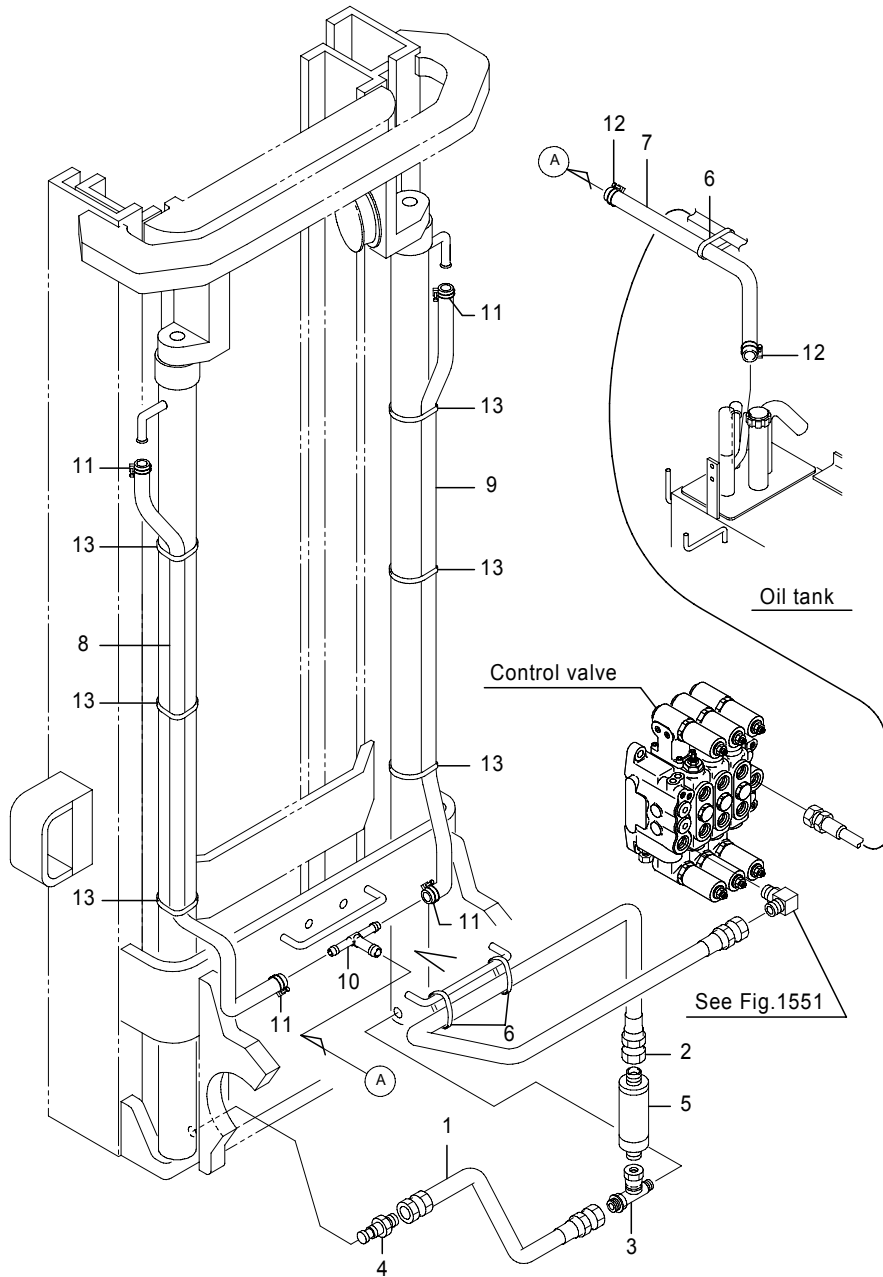


Fig.2059E MAST PIPING[Pm]  
Finger tip, FB20P/25P, [MLH>=3500]

(A)=FB20P (D)=FB30P  
(B)=FB25P (E)=  
(C)=FB28P (F)=

No.	Parts No.	Parts Name	(A)	(B)	(C)	(D)	(E)	(F)	i/a	Remarks
1	04005-09040	Hose, HP	1	1						
1-1	04005-09039 (A=241A****-)(B=241A****-)	Hose, HP	1	1					↑	
2	04005-12092	Hose, HP	1	1						
3	70000-50700	Tee	1	1						
4	31830-67320	Valve, down safety	1	1						
5	31810-20390	Valve, flow control	1	1						
6	37990-03500	Band	5	5						
6-1	37990-03500 (A=241A****-)(B=241A****-)	Band	3	3					↓	
7	0369-12085	Hose, LP	1	1						
8	0369-09150	Hose, LP	1	1						MLH3000
	0369-09163	Hose, LP	1	1						MLH3300
	0369-09173	Hose, LP	1	1						MLH3500
	0369-09183	Hose, LP	1	1						MLH3700
	0369-09203	Hose, LP	1	1						MLH4000
	0369-09230	Hose, LP	1	1						MLH4500
	0369-09257	Hose, LP	1	1						MLH5000
9	0369-09123	Hose, LP	1	1						MLH3000
	0369-09137	Hose, LP	1	1						MLH3300
	0369-09147	Hose, LP	1	1						MLH3500
	0369-09157	Hose, LP	1	1						MLH3700
	0369-09177	Hose, LP	1	1						MLH4000
	0369-09203	Hose, LP	1	1						MLH4500
	0369-09230	Hose, LP	1	1						MLH5000
10	14502-38190	Tee	1	1						
11	0399-00016	Clip, hose	4	4						
12	0399-00022	Clip, hose	2	2						
13	32391-00220	Band	8	8						MLH<4000

Note :

Fig.2061A OUTER MAST[Pm]

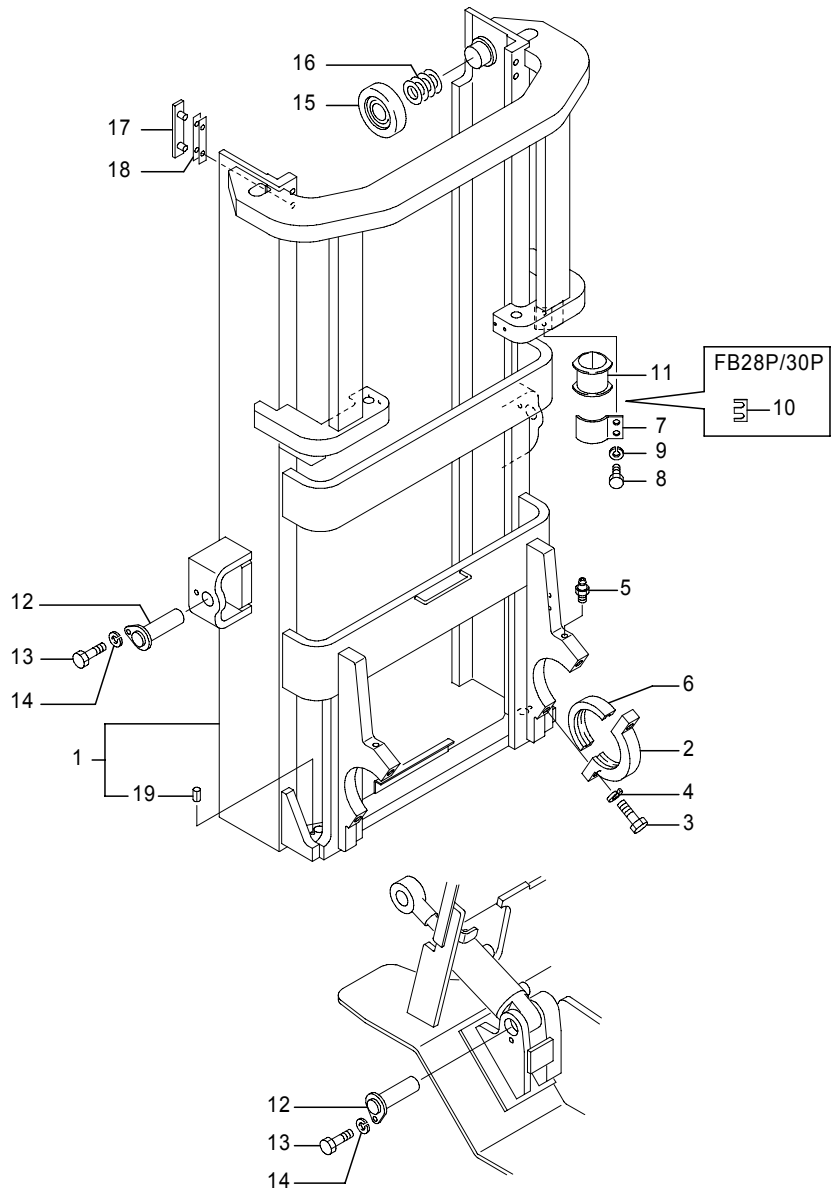


Fig.2061A OUTER MAST[Pm]

(A)=FB20P (D)=FB30P  
 (B)=FB25P (E)=  
 (C)=FB28P (F)=

No.	Parts No.	Parts Name	(A)	(B)	(C)	(D)	(E)	(F)	i/a	Remarks
1	52001-10901	Mast comp., outer	1	1						MLH2300
1-1	52001-10902	Mast comp., outer (A=241AC5179-)(B=241AC5179-)	1	1					↙	MLH2300
1	52001-10911	Mast comp., outer	1	1						MLH2500
1-1	52001-10912	Mast comp., outer (A=241AC5179-)(B=241AC5179-)	1	1					↙	MLH2500
1	52001-10921	Mast comp., outer	1	1						MLH2700
1-1	52001-10922	Mast comp., outer (A=241AC5179-)(B=241AC5179-)	1	1					↙	MLH2700
1	52001-10931	Mast comp., outer	1	1						MLH3000
1-1	52001-10932	Mast comp., outer (A=241AC5179-)(B=241AC5179-)	1	1					↙	MLH3000
1	52001-10941	Mast comp., outer	1	1						MLH3300
1-1	52001-10942	Mast comp., outer (A=241AC5179-)(B=241AC5179-)	1	1					↙	MLH3300
1	52001-10951	Mast comp., outer	1	1						MLH3500
1-1	52001-10952	Mast comp., outer (A=241AC5179-)(B=241AC5179-)	1	1					↙	MLH3500
1	52001-10961	Mast comp., outer	1	1						MLH3700
1-1	52001-10962	Mast comp., outer (A=241AC5179-)(B=241AC5179-)	1	1					↙	MLH3700
1	52001-10971	Mast comp., outer	1	1						MLH4000
1-1	52001-10972	Mast comp., outer (A=241AC5179-)(B=241AC5179-)	1	1					↙	MLH4000
1	52001-10981	Mast comp., outer	1	1						MLH4300
1-1	52001-10982	Mast comp., outer (A=241AC5179-)(B=241AC5179-)	1	1					↙	MLH4300
1	52001-10991	Mast comp., outer	1	1						MLH4500
1-1	52001-10992	Mast comp., outer (A=241AC5179-)(B=241AC5179-)	1	1					↙	MLH4500
1	52001-11001	Mast comp., outer	1	1						MLH4700
1-1	52001-11002	Mast comp., outer (A=241AC5179-)(B=241AC5179-)	1	1					↙	MLH4700
1	52001-11011	Mast comp., outer	1	1						MLH5000

Note :

Fig.2061A OUTER MAST[Pm]

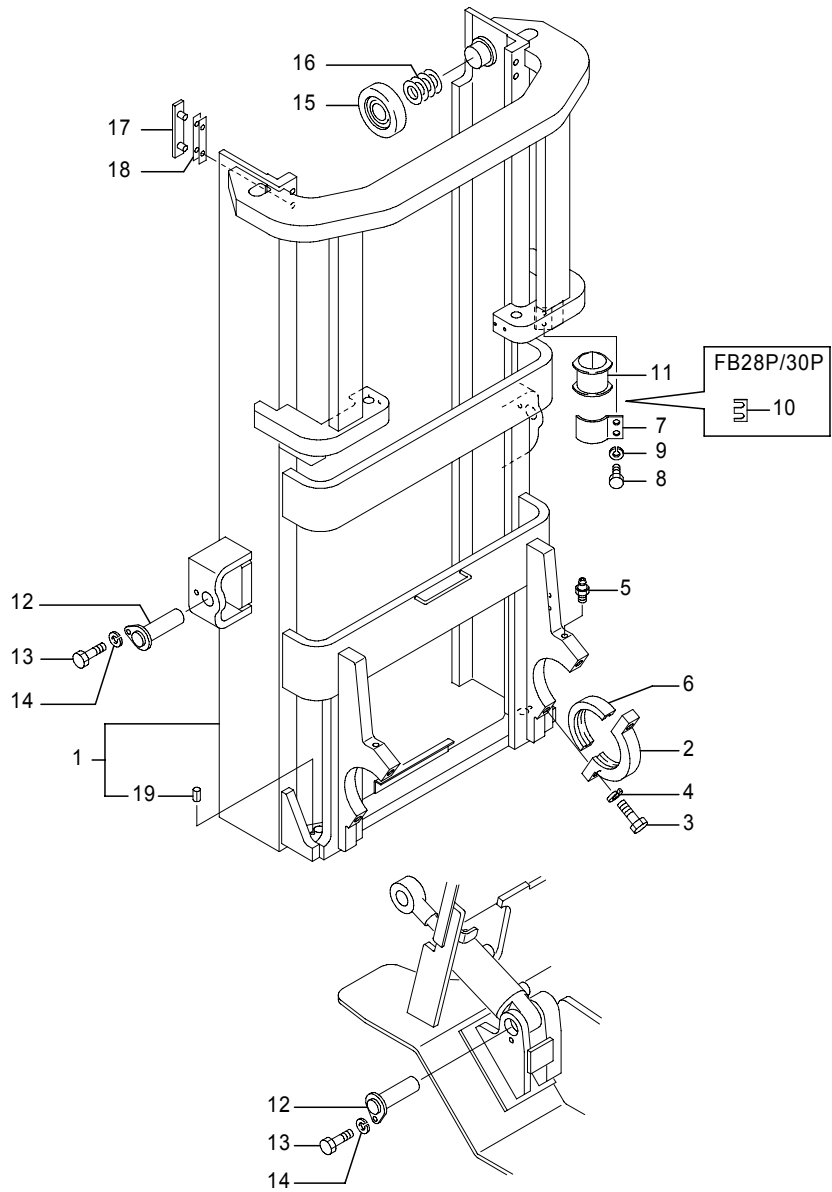


Fig.2061A OUTER MAST[Pm]

(A)=FB20P (D)=FB30P  
 (B)=FB25P (E)=  
 (C)=FB28P (F)=

No.	Parts No.	Parts Name	(A)	(B)	(C)	(D)	(E)	(F)	i/a	Remarks
1-1	52001-11012	Mast comp., outer (A=241AC5179-)(B=241AC5179-)	1	1					↕	MLH5000
1	52001-11181	Mast comp., outer			1					MLH2300
1-1	52001-11182	Mast comp., outer (C=241AC5179-)			1				↕	MLH2300
1	52001-11191	Mast comp., outer			1					MLH2500
1-1	52001-11192	Mast comp., outer (C=241AC5179-)			1				↕	MLH2500
1	52001-11201	Mast comp., outer			1					MLH2700
1-1	52001-11202	Mast comp., outer (C=241AC5179-)			1				↕	MLH2700
1	52001-11211	Mast comp., outer			1					MLH3000
1-1	52001-11212	Mast comp., outer (C=241AC5179-)			1				↕	MLH3000
1	52001-11221	Mast comp., outer			1					MLH3300
1-1	52001-11222	Mast comp., outer (C=241AC5179-)			1				↕	MLH3300
1	52001-11231	Mast comp., outer			1					MLH3500
1-1	52001-11232	Mast comp., outer (C=241AC5179-)			1				↕	MLH3500
1	52001-11241	Mast comp., outer			1					MLH3700
1-1	52001-11242	Mast comp., outer (C=241AC5179-)			1				↕	MLH3700
1	52001-11251	Mast comp., outer			1					MLH4000
1-1	52001-11252	Mast comp., outer (C=241AC5179-)			1				↕	MLH4000
1	52001-11261	Mast comp., outer			1					MLH4300
1-1	52001-11262	Mast comp., outer (C=241AC5179-)			1				↕	MLH4300
1	52001-11271	Mast comp., outer			1					MLH4500
1-1	52001-11272	Mast comp., outer (C=241AC5179-)			1				↕	MLH4500
1	52001-11281	Mast comp., outer			1					MLH4700
1-1	52001-11282	Mast comp., outer (C=241AC5179-)			1				↕	MLH4700

Note :



Fig.2061A OUTER MAST[Pm]

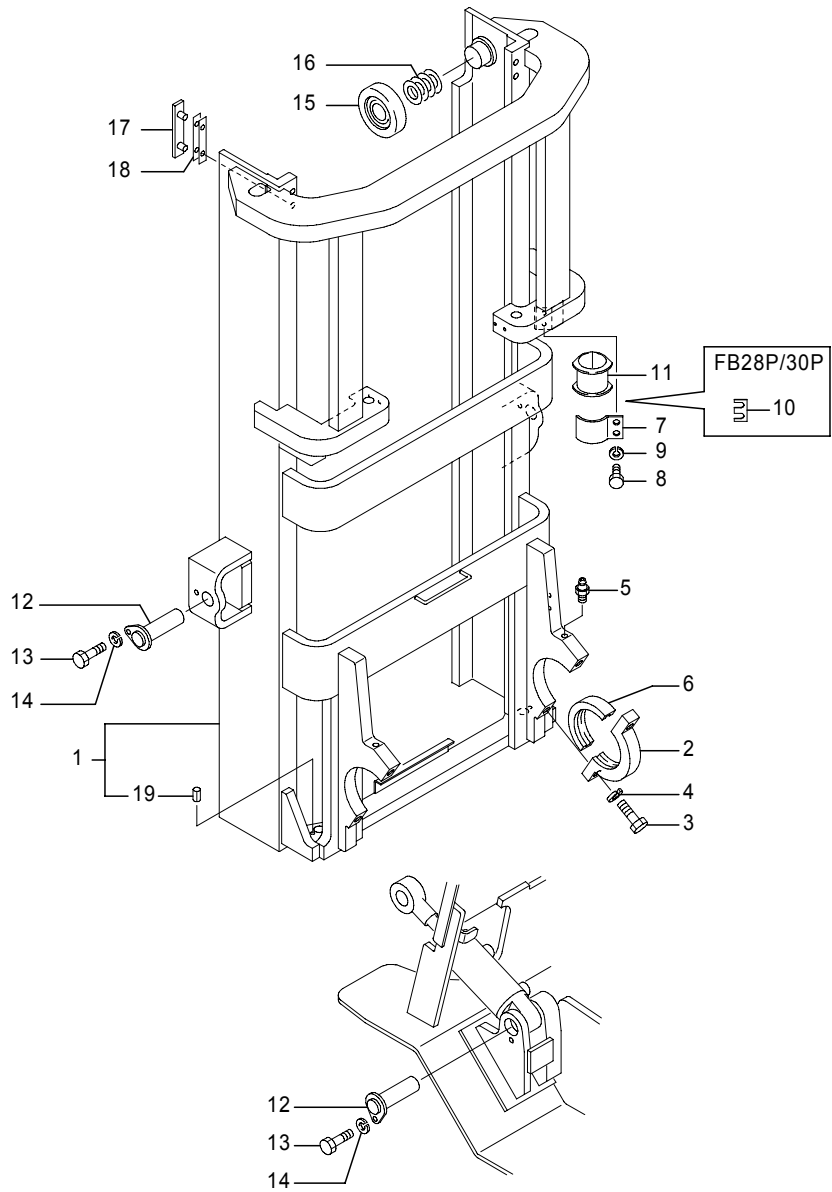


Fig.2061A OUTER MAST[Pm]

(A)=FB20P (D)=FB30P  
 (B)=FB25P (E)=  
 (C)=FB28P (F)=

No.	Parts No.	Parts Name	(A)	(B)	(C)	(D)	(E)	(F)	i/a	Remarks
1	52001-11291	Mast comp., outer				1				MLH5000
1-1	52001-11292	Mast comp., outer (C=241AC5179-)				1			↙	MLH5000
1	52001-11301	Mast comp., outer				1				MLH2300
1-1	52001-11302	Mast comp., outer (D=251AC0690-)				1			↙	MLH2300
1	52001-11311	Mast comp., outer				1				MLH2500
1-1	52001-11312	Mast comp., outer (D=251AC0690-)				1			↙	MLH2500
1	52001-11321	Mast comp., outer				1				MLH2700
1-1	52001-11322	Mast comp., outer (D=251AC0690-)				1			↙	MLH2700
1	52001-11331	Mast comp., outer				1				MLH3000
1-1	52001-11332	Mast comp., outer (D=251AC0690-)				1			↙	MLH3000
1	52001-11341	Mast comp., outer				1				MLH3300
1-1	52001-11342	Mast comp., outer (D=251AC0690-)				1			↙	MLH3300
1	52001-11351	Mast comp., outer				1				MLH3500
1-1	52001-11352	Mast comp., outer (D=251AC0690-)				1			↙	MLH3500
1	52001-11361	Mast comp., outer				1				MLH3700
1-1	52001-11362	Mast comp., outer (D=251AC0690-)				1			↙	MLH3700
1	52001-11371	Mast comp., outer				1				MLH4000
1-1	52001-11372	Mast comp., outer (D=251AC0690-)				1			↙	MLH4000
1	52001-11381	Mast comp., outer				1				MLH4300
1-1	52001-11382	Mast comp., outer (D=251AC0690-)				1			↙	MLH4300
1	52001-11391	Mast comp., outer				1				MLH4500
1-1	52001-11392	Mast comp., outer (D=251AC0690-)				1			↙	MLH4500
1	52001-11401	Mast comp., outer				1				MLH4700

Note :

Fig.2061A OUTER MAST[Pm]

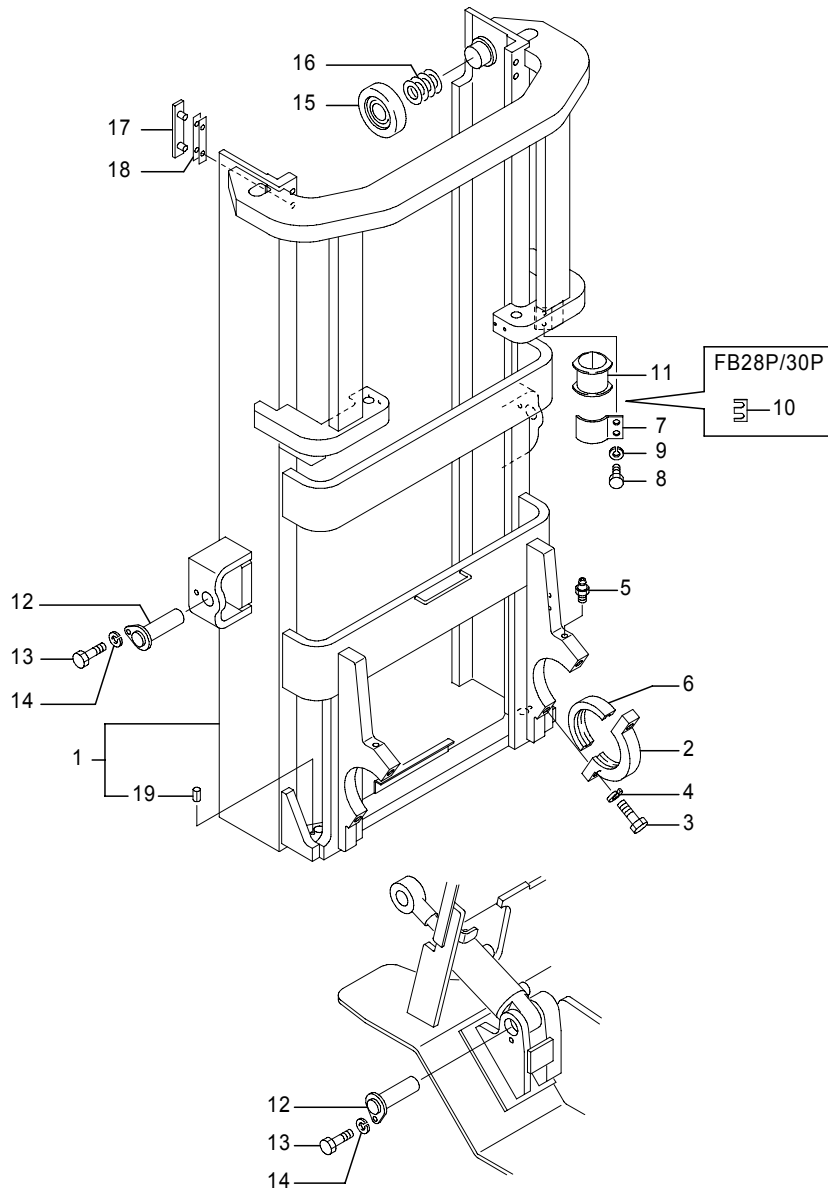


Fig.2061A OUTER MAST[Pm]

(A)=FB20P (D)=FB30P  
 (B)=FB25P (E)=  
 (C)=FB28P (F)=

No.	Parts No.	Parts Name	(A)	(B)	(C)	(D)	(E)	(F)	i/a	Remarks
1-1	52001-11402	Mast comp., outer (D=251AC0690-)				1			↑	MLH4700
1	52001-11641	Mast comp., outer				1				MLH5000
1-1	52001-11642	Mast comp., outer (D=251AC0690-)				1			↑	MLH5000
2	14600-04361	Cap, pivot	2	2	2	2				
	52004-31630	Cap, pivot (A=241AC4671-)(B=241AC4671-)(C=241AC4671-)(D=251AC0592-)	(2)	(2)	(2)	(2)				
3	0020-16055	Bolt	4	4	4	4				
	0024-16055	Bolt	4	4	4	4				CS/FCS/RP/DRP
3-1	70001-62420	Bolt (A=241AC8085-)(B=241AC8085-)(C=241AC8085-)(D=251AC1181-)	4	4	4	4			↑	CS/FCS/RP/DRP
4	0000-70016	Washer, lock	4	4	4	4				
	0000-50016	Washer, lock	4	4	4	4				CS/FCS/RP/DRP
5	0280-00010	Nipple, grease	2	2	2	2				
6	14602-84530	Bushing	2	2	2	2				
7	14604-03110	Band, cylinder	2	2	2	2				
7-1	52002-52980	Band, cylinder (A=241AC2569-)(B=241AC2569-)(C=241AC2569-)(D=251AC0268-)	2	2	2	2			↑	
7-2	52006-73810	Band, cylinder (A=241AC6512-)(B=241AC6512-)(C=241AC6512-)(D=251AC0930-)	2	2	2	2			↑	
8	0025-10020	Bolt	4	4	4	4				
9	0000-71010	Washer, lock	4	4	4	4				
10	14604-03280	Shim				AR	AR			t1.0
	14604-72100	Shim				2	2			t3.2
11	14603-79020	Cushion, cylinder	2	2						
11-1	52002-53010	Cushion, cylinder (A=241AC2569-)(B=241AC2569-)	2	2					↑	
	52001-21340	Cushion, cylinder				2	2			
11-1	52002-53010	Cushion, cylinder (C=241AC2569-)(D=251AC0268-)				2	2		↑	
12	52000-00210	Pin, tilt	4	4	4	4				
12-1	52006-56240	Pin, tilt (A=241AC6322-)(B=241AC6322-)(C=241AC6322-)(D=251AC0893-)	2	2	2	2			↑	Frame side

Note :

Fig.2061A OUTER MAST[Pm]

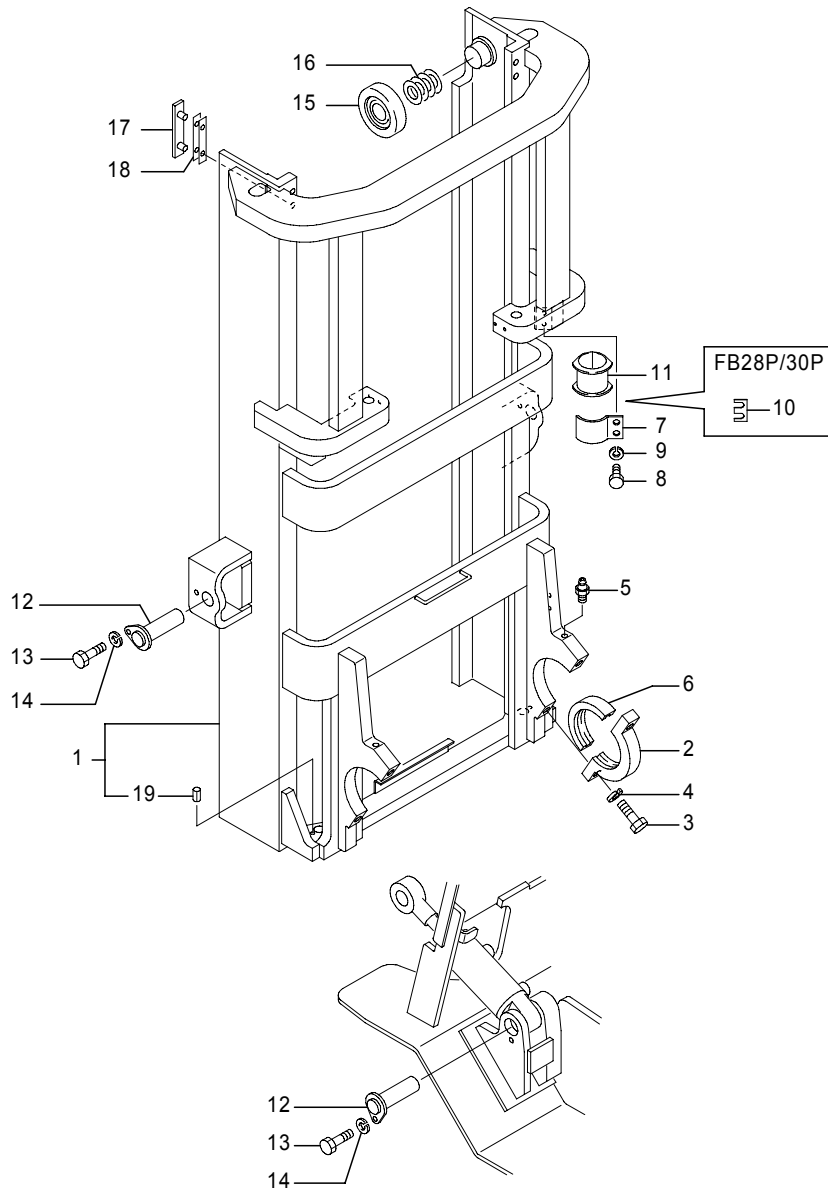


Fig.2061A OUTER MAST[Pm]

(A)=FB20P (D)=FB30P  
 (B)=FB25P (E)=  
 (C)=FB28P (F)=

No.	Parts No.	Parts Name	(A)	(B)	(C)	(D)	(E)	(F)	i/a	Remarks
12-1	52006-59860	Pin, tilt (A=241AC6322-)(B=241AC6322-)(C=241AC6322-)(D=251AC0893-)	2	2	2	2			↙	Mast side
13	0020-10020	Bolt	4	4	4	4				
	0024-10020	Bolt	4	4	4	4				CS/FCS/RP/DRP
14	0000-70010	Washer, lock	4	4	4	4				
	0000-50010	Washer, lock	4	4	4	4				CS/FCS/RP/DRP
15	31220-10600	Roller	2	2	2	2				
	70001-05480	Roller	(2)	(2)	(2)	(2)				
16	4341-67640	Shim	AR	AR	AR	AR				t0.2
	4341-67340	Shim	AR	AR	AR	AR				t0.5
	4341-67350	Shim	AR	AR	AR	AR				t1.0
	4341-67360	Shim	AR	AR	AR	AR				t2.0
17	14600-91230	Shoe, back	2	2	2	2				
18	4624-60410	Shim, back shoe	AR	AR	AR	AR				t0.5
	4624-60420	Shim, back shoe	AR	AR	AR	AR				t1.0
19	0303-08014	Pin, spring	2	2	2	2				

Note :

Fig.2061B OUTER MAST[Pm]  
FB20P/25P(241AC7134-)

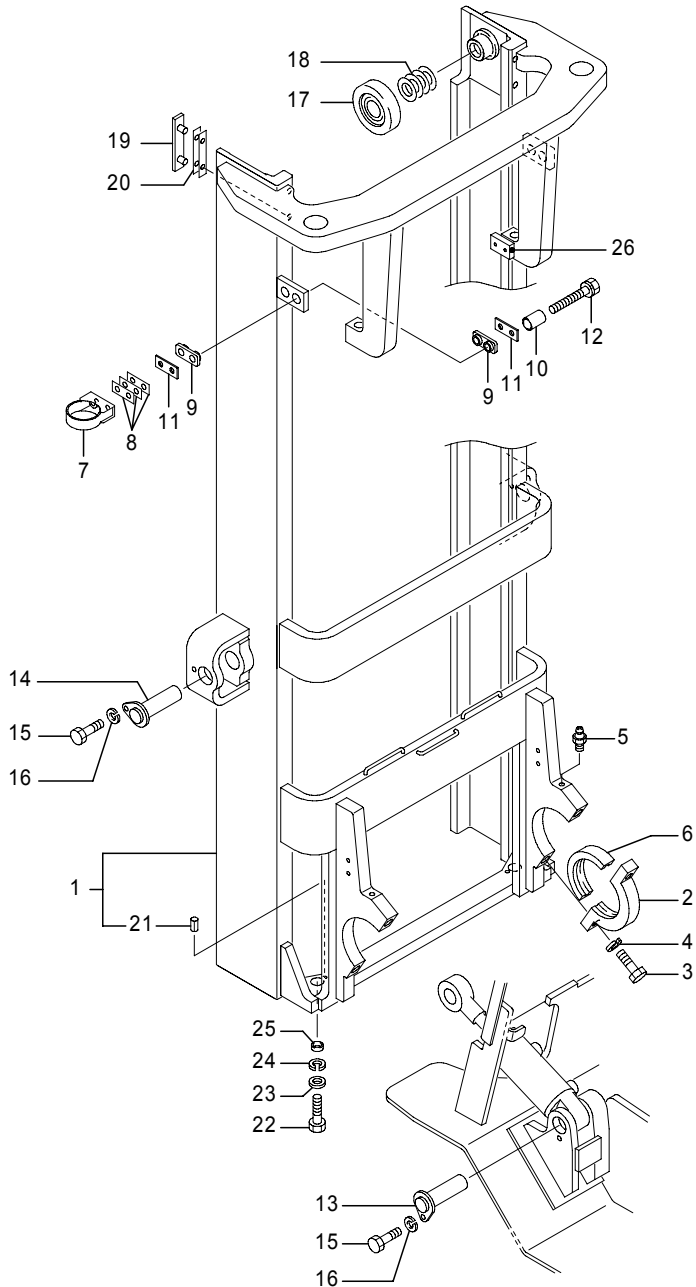


Fig.2061B OUTER MAST[Pm]  
FB20P/25P(241AC7134-)

(A)=FB20P (D)=FB30P  
(B)=FB25P (E)=  
(C)=FB28P (F)=

No.	Parts No.	Parts Name	(A)	(B)	(C)	(D)	(E)	(F)	i/a	Remarks
1	52006-29213	Mast comp., outer	1	1						MLH3000
1-1	52006-29214 (A=241AC7301-)(B=241AC7301-)	Mast comp., outer	1	1					×	MLH3000
1	52006-29223	Mast comp., outer	1	1						MLH3300
1-1	52006-29224 (A=241AC7301-)(B=241AC7301-)	Mast comp., outer	1	1					×	MLH3300
1	52006-29233	Mast comp., outer	1	1						MLH3500
1-1	52006-29234 (A=241AC7301-)(B=241AC7301-)	Mast comp., outer	1	1					×	MLH3500
1	52006-29243	Mast comp., outer	1	1						MLH3700
1-1	52006-29244 (A=241AC7301-)(B=241AC7301-)	Mast comp., outer	1	1					×	MLH3700
1	52006-29253	Mast comp., outer	1	1						MLH4000
1-1	52006-29254 (A=241AC7301-)(B=241AC7301-)	Mast comp., outer	1	1					×	MLH4000
1	52006-29263	Mast comp., outer	1	1						MLH4500
1-1	52006-29264 (A=241AC7301-)(B=241AC7301-)	Mast comp., outer	1	1					×	MLH4500
1	52006-29273	Mast comp., outer	1	1						MLH5000
1-1	52006-29274 (A=241AC7301-)(B=241AC7301-)	Mast comp., outer	1	1					×	MLH5000
2	14600-04361	Cap, pivot	2	2						
	52004-31630	Cap, pivot	(2)	(2)						
3	0020-16055	Bolt	4	4						
	0240-16055	Bolt	4	4						CS/FCS/RP/DRP
4	0000-70016	Washer, lock	4	4						
	0000-50016	Washer, lock	4	4						CS/FCS/RP/DRP
5	0280-00010	Nipple, grease	2	2						
6	14602-84530	Bushing	2	2						
7	52006-26760	Bracket, cylinder	2	2						
8	52006-26770	Shim	AR	AR						t1.6
	52007-98660 (A=241AC7851-)(B=241AC7851-)	Shim	AR	AR						t1.0
	52007-98670 (A=241AC7851-)(B=241AC7851-)	Shim	AR	AR						t0.5

Note :

Fig.2061B OUTER MAST[Pm]  
FB20P/25P(241AC7134-)

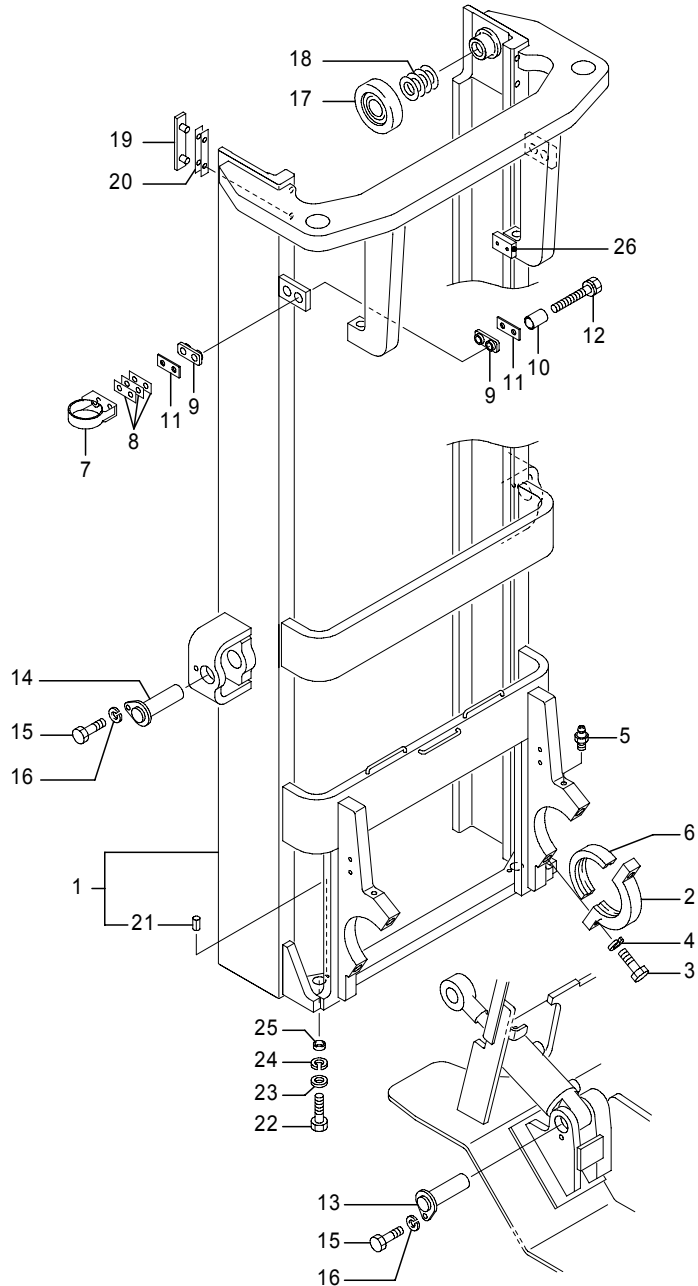


Fig.2061B OUTER MAST[Pm]  
FB20P/25P(241AC7134-)

(A)=FB20P (D)=FB30P  
(B)=FB25P (E)=  
(C)=FB28P (F)=

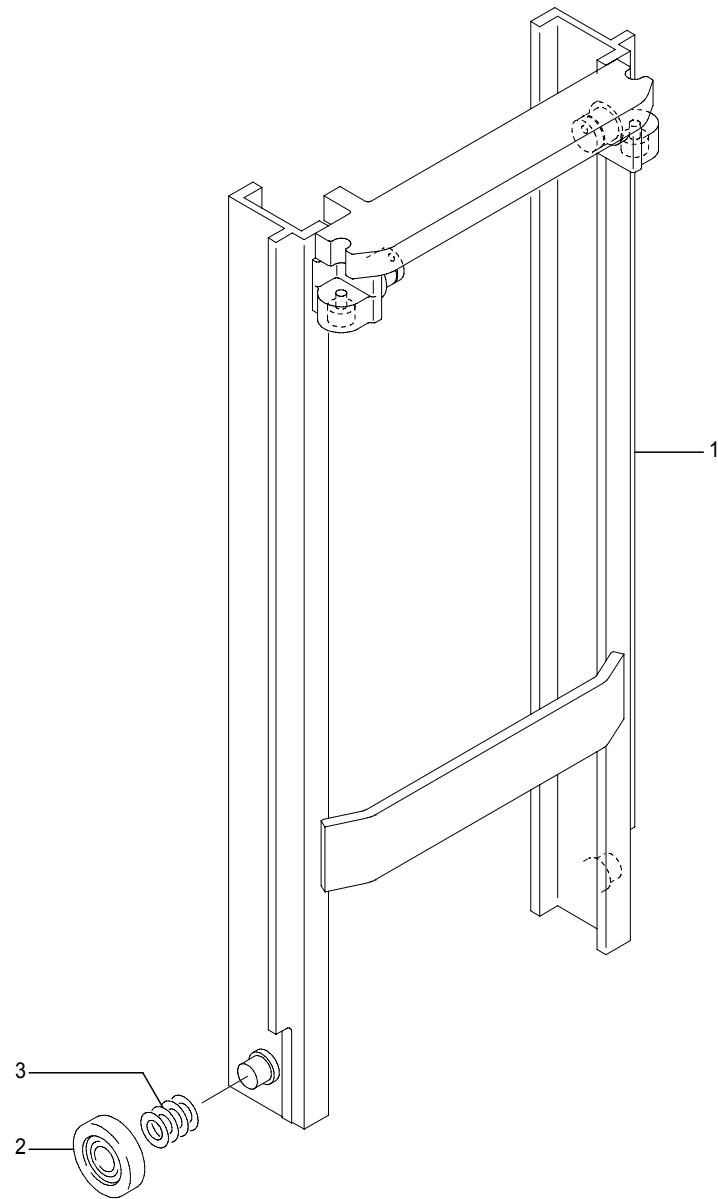
No.	Parts No.	Parts Name	(A)	(B)	(C)	(D)	(E)	(F)	i/a	Remarks
9	52006-26780	Cushion	4	4						
10	52006-26800	Spacer	4	4						
11	52006-26810	Seat	4	4						
12	70000-28400	Bolt, w/washer	4	4						
13	52006-56240	Pin, tilt	2	2						
14	52006-59860	Pin, tilt	2	2						
15	0020-10020	Bolt	4	4						
	0024-10020	Bolt	4	4						CS/FCS/RP/DRP
16	0000-70010	Washer, lock	4	4						
	0000-50010	Washer, lock	4	4						CS/FCS/RP/DRP
17	70001-32390	Roller	2	2						
	70001-32400	Roller	(2)	(2)						
	70001-32410	Roller	(2)	(2)						
18	4341-67640	Shim	AR	AR						t0.2
	4341-67340	Shim	AR	AR						t0.5
	4341-67350	Shim	AR	AR						t1.0
	4341-67360	Shim	AR	AR						t2.0
19	14600-91230	Shoe, back	2	2						
20	4624-60410	Shim, back shoe	AR	AR						t0.5
	4624-60420	Shim, back shoe	AR	AR						t1.0
21	0303-08014	Pin, spring	2	2						
22	00067-10020	Bolt	2	2						
23	50003-90900	Washer	2	2						
24	0000-70010	Washer, lock	2	2						
25	52006-27020	Spacer	2	2						

Note :

Fig.2063A INNER MAST[Pm]

Fig.2063A INNER MAST[Pm]

(A)=FB20P (D)=FB30P  
 (B)=FB25P (E)=  
 (C)=FB28P (F)=



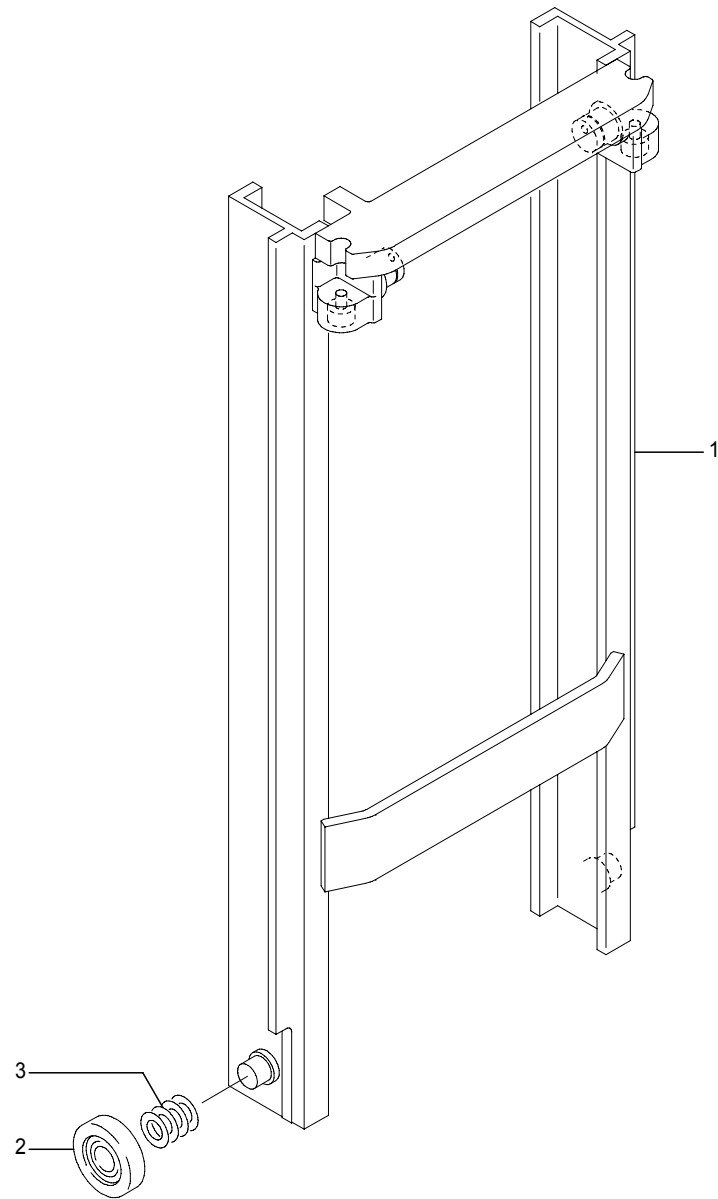
No.	Parts No.	Parts Name	(A)	(B)	(C)	(D)	(E)	(F)	i/a	Remarks
1	52001-11970	Mast comp., inner	1	1	1					MLH2300
1-1	52001-11971	Mast comp., inner (A=241AC4070-)(B=241AC4070-)(C=241AC4070-)	1	1	1				×	MLH2300
1	52001-11980	Mast comp., inner	1	1	1					MLH2500
1-1	52001-11981	Mast comp., inner (A=241AC4070-)(B=241AC4070-)(C=241AC4070-)	1	1	1				×	MLH2500
1	52001-11990	Mast comp., inner	1	1	1					MLH2700
1-1	52001-11991	Mast comp., inner (A=241AC4070-)(B=241AC4070-)(C=241AC4070-)	1	1	1				×	MLH2700
1	52001-12000	Mast comp., inner	1	1	1					MLH3000
1-1	52001-12001	Mast comp., inner (A=241AC4070-)(B=241AC4070-)(C=241AC4070-)	1	1	1				×	MLH3000
1	52001-12010	Mast comp., inner	1	1	1					MLH3300
1-1	52001-12011	Mast comp., inner (A=241AC4070-)(B=241AC4070-)(C=241AC4070-)	1	1	1				×	MLH3300
1	52001-12020	Mast comp., inner	1	1	1					MLH3500
1-1	52001-12021	Mast comp., inner (A=241AC4070-)(B=241AC4070-)(C=241AC4070-)	1	1	1				×	MLH3500
1	52001-12030	Mast comp., inner	1	1	1					MLH3700
1-1	52001-12031	Mast comp., inner (A=241AC4070-)(B=241AC4070-)(C=241AC4070-)	1	1	1				×	MLH3700
1	52001-12040	Mast comp., inner	1	1	1					MLH4000
1-1	52001-12041	Mast comp., inner (A=241AC4070-)(B=241AC4070-)(C=241AC4070-)	1	1	1				×	MLH4000
1	52001-12050	Mast comp., inner	1	1	1					MLH4300
1-1	52001-12051	Mast comp., inner (A=241AC4070-)(B=241AC4070-)(C=241AC4070-)	1	1	1				×	MLH4300
1	52001-12060	Mast comp., inner	1	1	1					MLH4500
1-1	52001-12061	Mast comp., inner (A=241AC4070-)(B=241AC4070-)(C=241AC4070-)	1	1	1				×	MLH4500
1	52001-12070	Mast comp., inner	1	1	1					MLH4700
1-1	52001-12071	Mast comp., inner (A=241AC4070-)(B=241AC4070-)(C=241AC4070-)	1	1	1				×	MLH4700
1	52001-12080	Mast comp., inner	1	1	1					MLH5000

Note :

Fig.2063A INNER MAST[Pm]

Fig.2063A INNER MAST[Pm]

(A)=FB20P (D)=FB30P  
 (B)=FB25P (E)=  
 (C)=FB28P (F)=



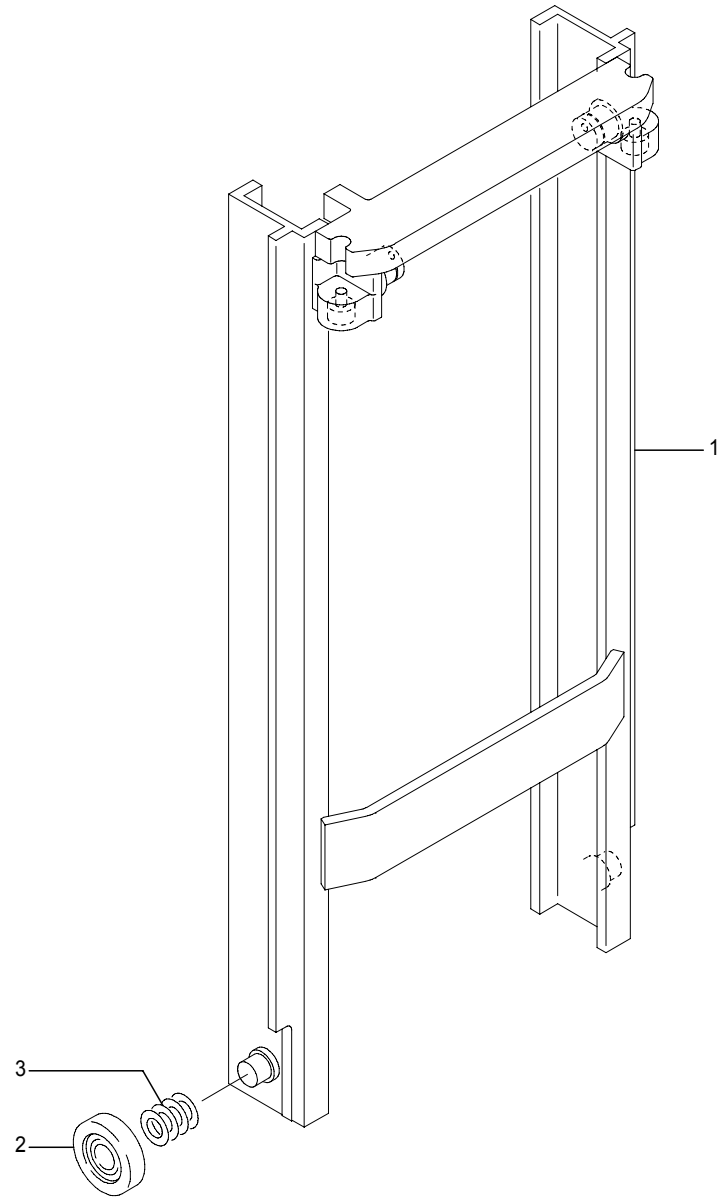
No.	Parts No.	Parts Name	(A)	(B)	(C)	(D)	(E)	(F)	i/a	Remarks
1-1	52001-12081	Mast comp., inner (A=241AC4070-)(B=241AC4070-)(C=241AC4070-)	1	1	1				×	MLH5000
1	52001-12250	Mast comp., inner				1				MLH2300
1-1	52001-12251	Mast comp., inner (D=251AC0473-)				1			×	MLH2300
1	52001-12260	Mast comp., inner				1				MLH2500
1-1	52001-12261	Mast comp., inner (D=251AC0473-)				1			×	MLH2500
1	52001-12270	Mast comp., inner				1				MLH2700
1-1	52001-12271	Mast comp., inner (D=251AC0473-)				1			×	MLH2700
1	52001-12280	Mast comp., inner				1				MLH3000
1-1	52001-12281	Mast comp., inner (D=251AC0473-)				1			×	MLH3000
1	52001-12290	Mast comp., inner				1				MLH3300
1-1	52001-12291	Mast comp., inner (D=251AC0473-)				1			×	MLH3300
1	52001-12300	Mast comp., inner				1				MLH3500
1-1	52001-12301	Mast comp., inner (D=251AC0473-)				1			×	MLH3500
1	52001-12310	Mast comp., inner				1				MLH3700
1-1	52001-12311	Mast comp., inner (D=251AC0473-)				1			×	MLH3700
1	52001-12320	Mast comp., inner				1				MLH4000
1-1	52001-12321	Mast comp., inner (D=251AC0473-)				1			×	MLH4000
1	52001-12330	Mast comp., inner				1				MLH4300
1-1	52001-12331	Mast comp., inner (D=251AC0473-)				1			×	MLH4300
1	52001-12340	Mast comp., inner				1				MLH4500
1-1	52001-12341	Mast comp., inner (D=251AC0473-)				1			×	MLH4500
1	52001-12350	Mast comp., inner				1				MLH4700
1-1	52001-12351	Mast comp., inner (D=251AC0473-)				1			×	MLH4700

Note :

Fig.2063A INNER MAST[Pm]

Fig.2063A INNER MAST[Pm]

(A)=FB20P (D)=FB30P  
 (B)=FB25P (E)=  
 (C)=FB28P (F)=



No.	Parts No.	Parts Name	(A)	(B)	(C)	(D)	(E)	(F)	i/a	Remarks
1	52001-12360	Mast comp., inner							1	MLH5000
1-1	52001-12361	Mast comp., inner (D=251AC0473-)							1	× MLH5000
2	31220-10600	Roller	2	2	2	2				
	70001-05480	Roller	(2)	(2)	(2)	(2)				
3	4341-67640	Shim	AR	AR	AR	AR				t0.2
	4341-67340	Shim	AR	AR	AR	AR				t0.5
	4341-67350	Shim	AR	AR	AR	AR				t1.0
	4341-67360	Shim	AR	AR	AR	AR				t2.0

Note :



Fig.2063B INNER MAST[Pm]  
FB20P/25P(241AC7134-)

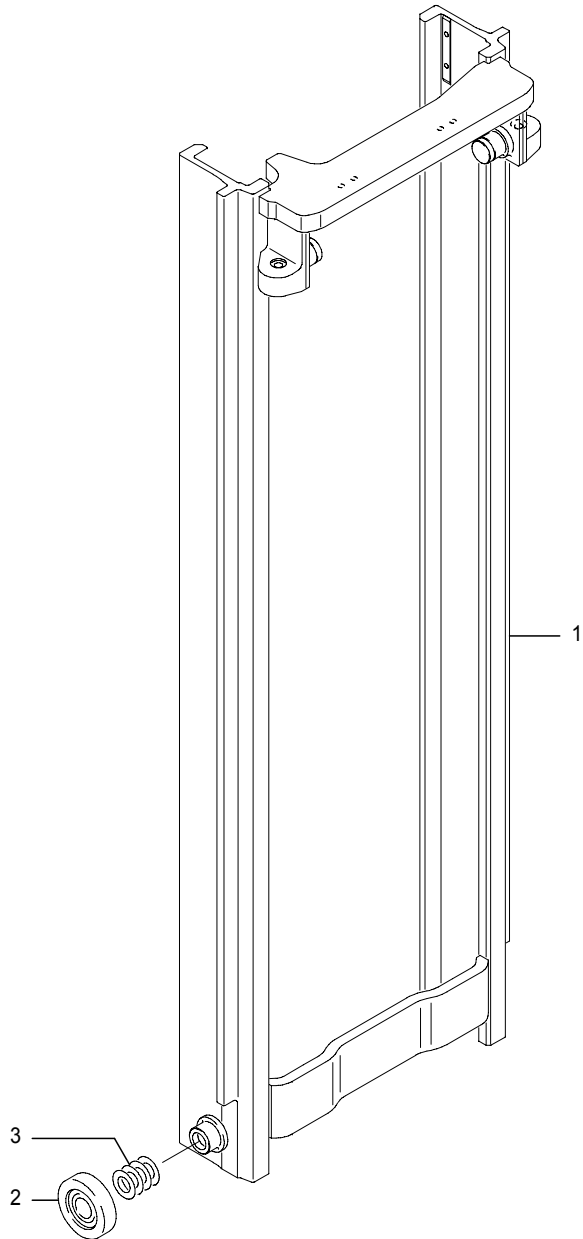


Fig.2063B INNER MAST[Pm]  
FB20P/25P(241AC7134-)

(A)=FB20P (D)=FB30P  
(B)=FB25P (E)=  
(C)=FB28P (F)=

No.	Parts No.	Parts Name	(A)	(B)	(C)	(D)	(E)	(F)	i/a	Remarks
1	52006-29281	Mast comp., inner	1	1						MLH3000
	52006-29291	Mast comp., inner	1	1						MLH3300
	52006-29301	Mast comp., inner	1	1						MLH3500
	52006-29311	Mast comp., inner	1	1						MLH3700
	52006-29321	Mast comp., inner	1	1						MLH4000
	52006-29331	Mast comp., inner	1	1						MLH4500
2	70001-32390	Roller	2	2						
	70001-32400	Roller	(2)	(2)						
	70001-32410	Roller	(2)	(2)						
3	4341-67640	Shim	AR	AR						t0.2
	4341-67340	Shim	AR	AR						t0.5
	4341-67350	Shim	AR	AR						t1.0
	4341-67360	Shim	AR	AR						t2.0

Note :

Fig.2064A CHAIN WHEEL[Pm]

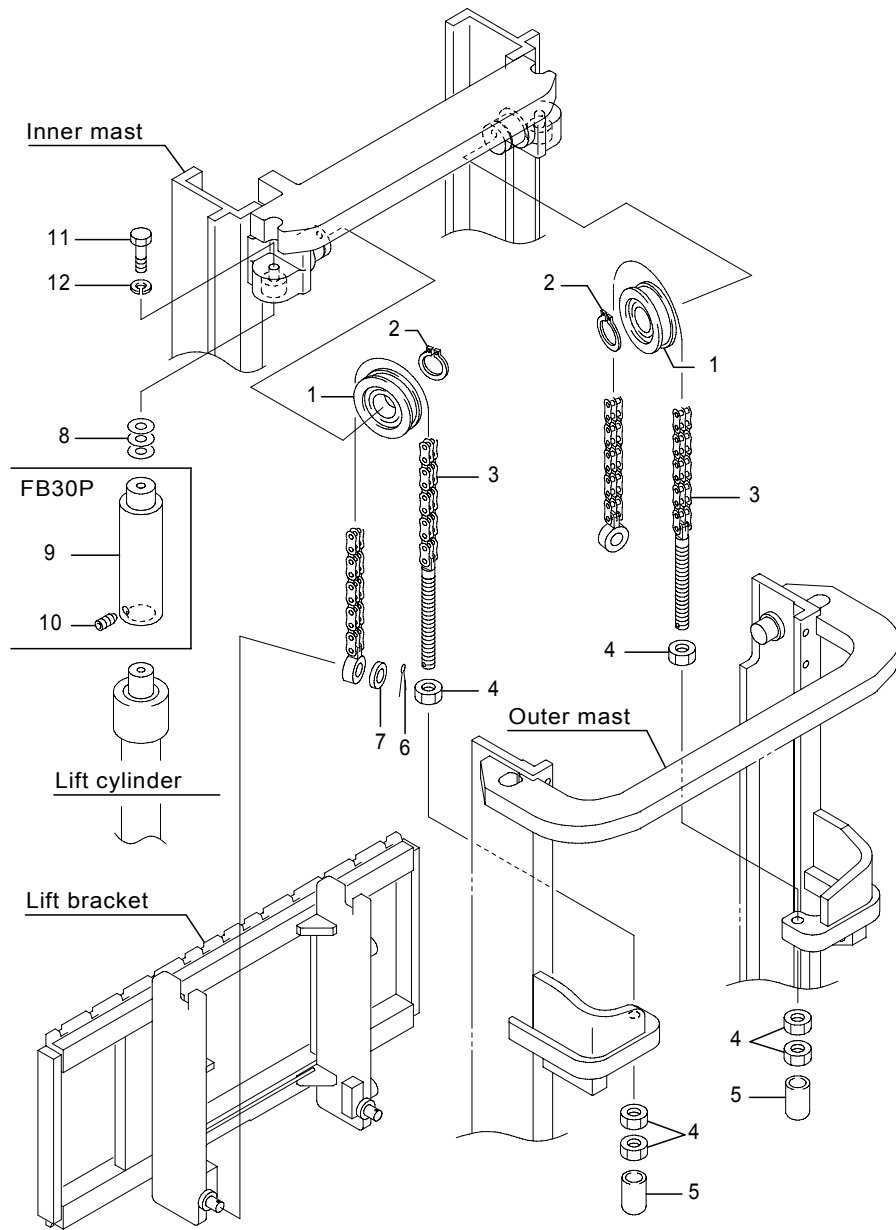


Fig.2064A CHAIN WHEEL[Pm]

(A)=FB20P (D)=FB30P  
 (B)=FB25P (E)=  
 (C)=FB28P (F)=

No.	Parts No.	Parts Name	(A)	(B)	(C)	(D)	(E)	(F)	i/a	Remarks
1	1901-53006	Wheel, chain	2	2	2	2				
2	0000-84045	Ring, snap	2	2	2	2				
3	52001-12390	Chain comp., mast	2	2	2					MLH2300,Std/CS
	52001-12400	Chain comp., mast	2	2	2					MLH2500,Std/CS
	52001-12410	Chain comp., mast	2	2	2					MLH2700,Std/CS
	52001-12420	Chain comp., mast	2	2	2					MLH3000,Std/CS
	70001-03140	Chain comp., mast	(2)	(2)	(2)					MLH3000,Std/CS
	52001-12430	Chain comp., mast	2	2	2					MLH3300,Std/CS
	52001-12440	Chain comp., mast	2	2	2					MLH3500,Std/CS
	52001-12450	Chain comp., mast	2	2	2					MLH3700,Std/CS
	52001-12460	Chain comp., mast	2	2	2					MLH4000,Std/CS
	70001-03150	Chain comp., mast	(2)	(2)	(2)					MLH4000,Std/CS
	52001-12470	Chain comp., mast	2	2	2					MLH4300,Std/CS
	52001-12480	Chain comp., mast	2	2	2					MLH4500,Std/CS
	52001-12490	Chain comp., mast	2	2	2					MLH4700,Std/CS
	52001-12500	Chain comp., mast	2	2	2					MLH5000,Std/CS
	52001-26890	Chain comp., mast	2	2	2					MLH2300,FCS/RP/DRP
	52001-26900	Chain comp., mast	2	2	2					MLH2500,FCS/RP/DRP
	52001-26910	Chain comp., mast	2	2	2					MLH2700,FCS/RP/DRP
	52001-26920	Chain comp., mast	2	2	2					MLH3000,FCS/RP/DRP
	52001-26930	Chain comp., mast	2	2	2					MLH3300,FCS/RP/DRP
	52001-26940	Chain comp., mast	2	2	2					MLH3500,FCS/RP/DRP
	52001-26950	Chain comp., mast	2	2	2					MLH3700,FCS/RP/DRP
	52001-26960	Chain comp., mast	2	2	2					MLH4000,FCS/RP/DRP
	52001-26970	Chain comp., mast	2	2	2					MLH4300,FCS/RP/DRP
	52001-26980	Chain comp., mast	2	2	2					MLH4500,FCS/RP/DRP
	52001-26990	Chain comp., mast	2	2	2					MLH4700,FCS/RP/DRP
	52001-27000	Chain comp., mast	2	2	2					MLH5000,FCS/RP/DRP
	52001-12670	Chain comp., mast				2				MLH2300,Std/CS
	52001-12680	Chain comp., mast				2				MLH2500,Std/CS
	52001-12690	Chain comp., mast				2				MLH2700,Std/CS
	52001-12700	Chain comp., mast				2				MLH3000,Std/CS
	52001-12710	Chain comp., mast				2				MLH3300,Std/CS
	52001-12720	Chain comp., mast				2				MLH3500,Std/CS
	52001-12730	Chain comp., mast				2				MLH3700,Std/CS

Note :

Fig.2064A CHAIN WHEEL[Pm]

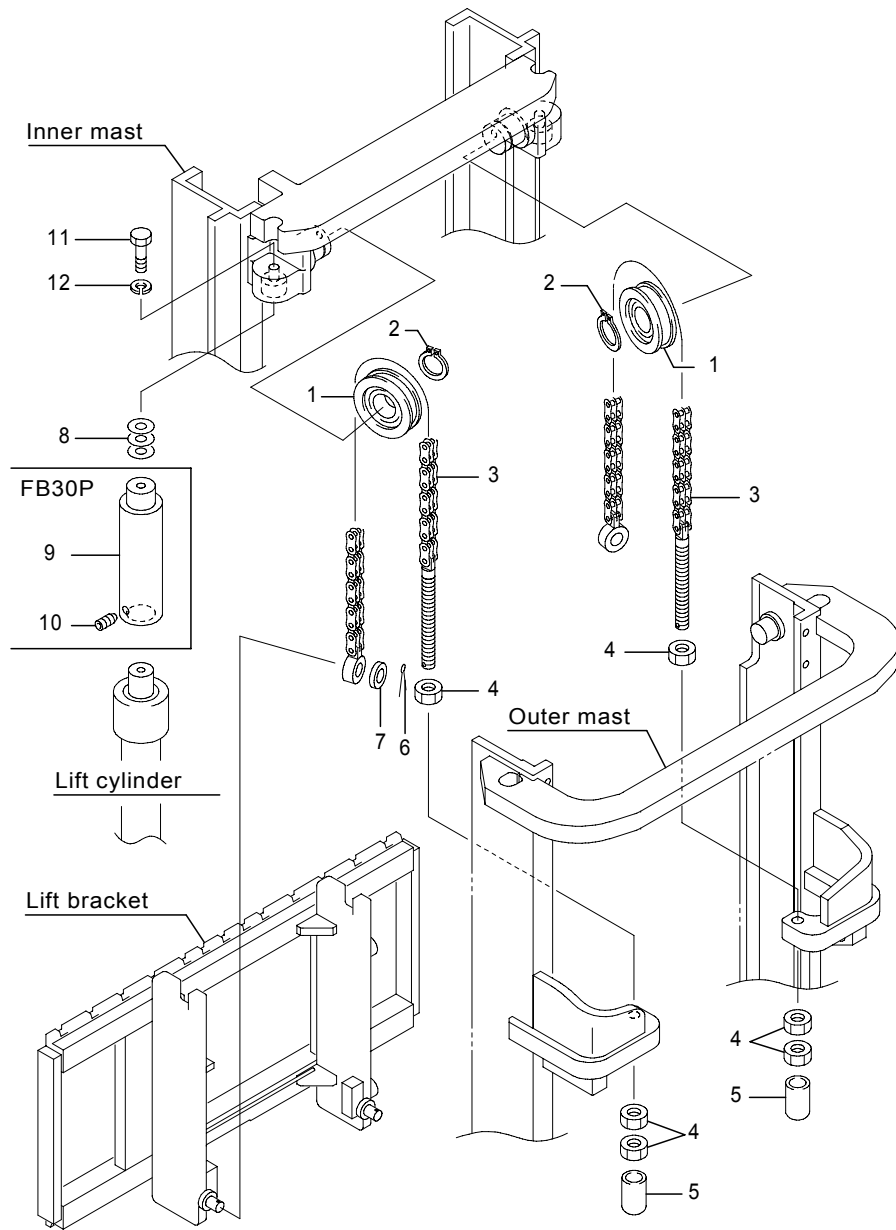


Fig.2064A CHAIN WHEEL[Pm]

(A)=FB20P (D)=FB30P  
 (B)=FB25P (E)=  
 (C)=FB28P (F)=

No.	Parts No.	Parts Name	(A)	(B)	(C)	(D)	(E)	(F)	i/a	Remarks
3	52001-12740	Chain comp., mast							2	MLH4000,Std/CS
	52001-12750	Chain comp., mast							2	MLH4300,Std/CS
	52001-12760	Chain comp., mast							2	MLH4500,Std/CS
	52001-12770	Chain comp., mast							2	MLH4700,Std/CS
	52001-12780	Chain comp., mast							2	MLH5000,Std/CS
	52001-27010	Chain comp., mast							2	MLH2300,FCS/RP/DRP
	52001-27020	Chain comp., mast							2	MLH2500,FCS/RP/DRP
	52001-27030	Chain comp., mast							2	MLH2700,FCS/RP/DRP
	52001-27040	Chain comp., mast							2	MLH3000,FCS/RP/DRP
	52001-27050	Chain comp., mast							2	MLH3300,FCS/RP/DRP
	52001-27060	Chain comp., mast							2	MLH3500,FCS/RP/DRP
	52001-27070	Chain comp., mast							2	MLH3700,FCS/RP/DRP
	52001-27080	Chain comp., mast							2	MLH4000,FCS/RP/DRP
	52001-27090	Chain comp., mast							2	MLH4300,FCS/RP/DRP
	52001-27100	Chain comp., mast							2	MLH4500,FCS/RP/DRP
	52001-27110	Chain comp., mast							2	MLH4700,FCS/RP/DRP
	52001-27120	Chain comp., mast							2	MLH5000,FCS/RP/DRP
4	0000-20018	Nut	6	6	6	6				
5	32290-00540	Cap	2	2	2	2				
6	0302-50040	Pin, cotter	2	2	2	2				
7	4623-63320	Washer, hose pulley	2	2	2	2				
8	14602-84591	Shim	AR	AR	AR	AR				t0.2
	14602-84601	Shim	AR	AR	AR	AR				t0.5
	14602-84611	Shim	AR	AR	AR	AR				t1.0
9	14602-28331	Spacer					2			
10	31010-03370	Screw, set					2			
11	0025-12040	Bolt	2	2	2	2				
12	0000-71012	Washer, lock	2	2	2	2				

Note :

Fig.2064B CHAIN WHEEL[Pm]  
FB20P/25P(241AC7134-)

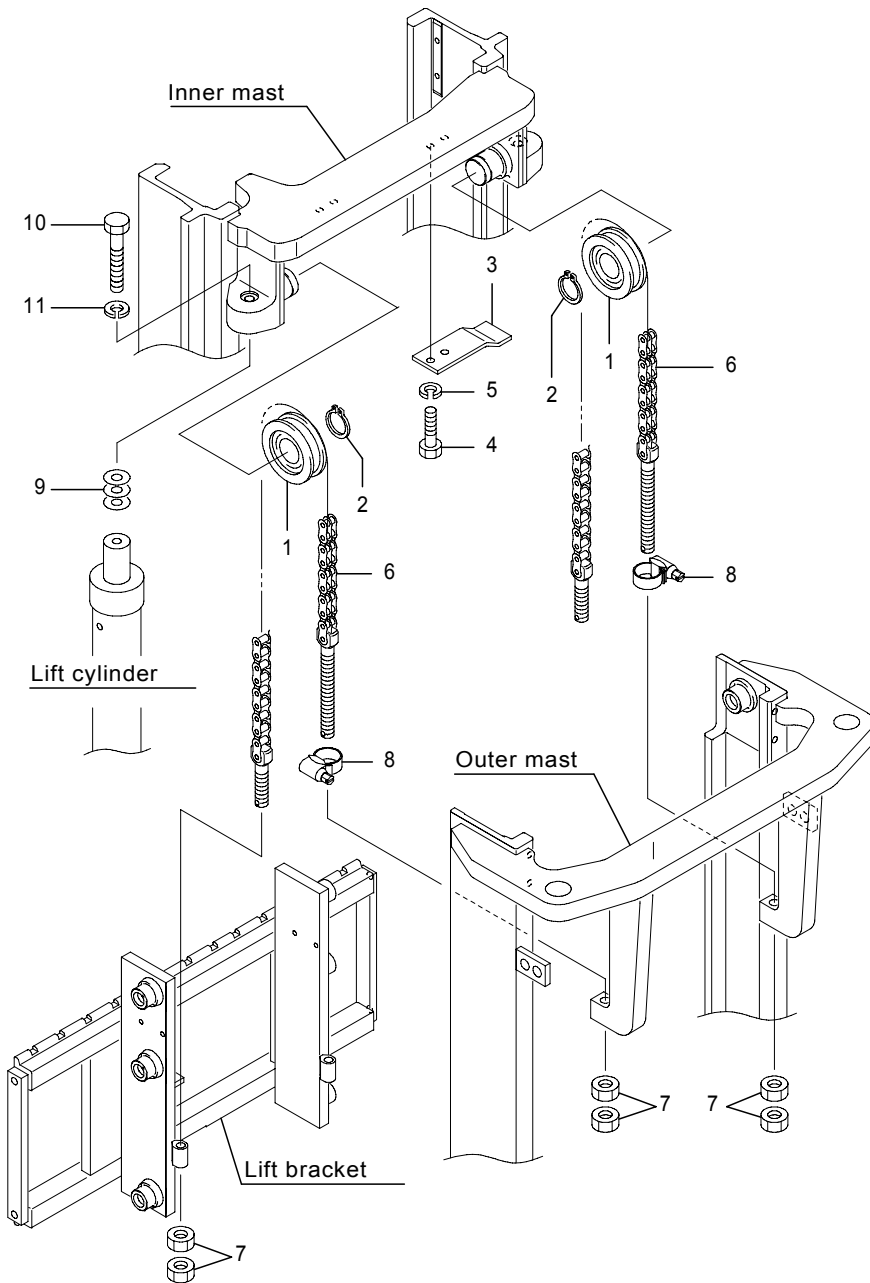


Fig.2064B CHAIN WHEEL[Pm]  
FB20P/25P(241AC7134-)

(A)=FB20P (D)=FB30P  
(B)=FB25P (E)=  
(C)=FB28P (F)=

No.	Parts No.	Parts Name	(A)	(B)	(C)	(D)	(E)	(F)	i/a	Remarks
1	70001-32430	Wheel, chain	2	2						
	70001-53280	Wheel, chain	(2)	(2)						
2	0000-84040	Ring, snap	2	2						
3	52006-27002	Guard, chain	2	2						
4	0020-10020	Bolt	4	4						
5	0000-70010	Washer, lock	4	4						
6	52006-29050	Chain comp.	2	2						MLH3000
	52006-29060	Chain comp.	2	2						MLH3300
	52006-29070	Chain comp.	2	2						MLH3500
	52006-29080	Chain comp.	2	2						MLH3700
	52006-29090	Chain comp.	2	2						MLH4000
	52006-29100	Chain comp.	2	2						MLH4500
	52006-29110	Chain comp.	2	2						MLH5000
7	0000-20016	Nut	8	8						
8	70001-32440	Clamp	2	2						
9	14602-84591	Shim	AR	AR						t0.2
	14602-84601	Shim	AR	AR						t0.5
	14602-84611	Shim	AR	AR						t1.0
10	0025-12045	Bolt	2	2						
11	0000-71012	Washer, lock	2	2						

Note :

Fig.2080A MAST PIPING[Pm]  
FB20P/25P, Finger tip, w.o/Laser pointer

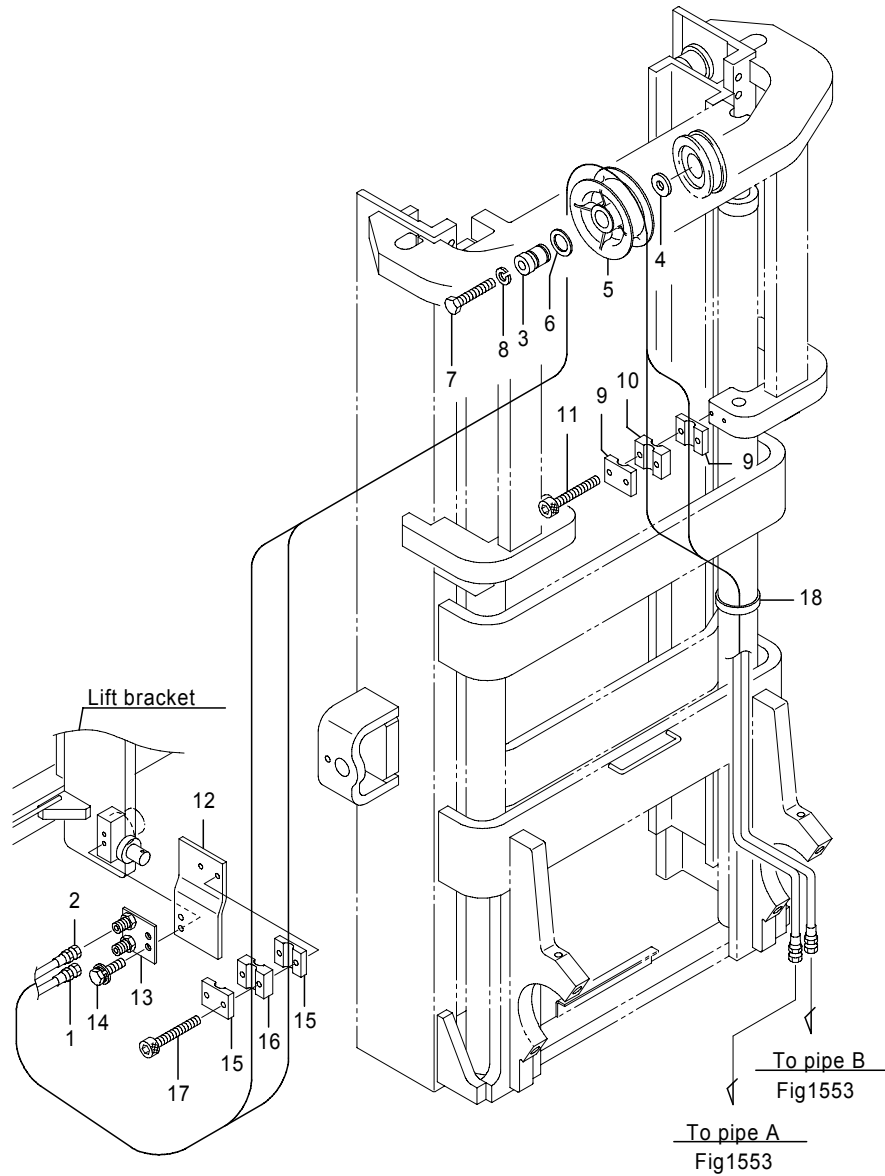


Fig.2080A MAST PIPING[Pm]  
FB20P/25P, Finger tip, w.o/Laser pointer

(A)=FB20P (D)=FB30P  
(B)=FB25P (E)=  
(C)=FB28P (F)=

No.	Parts No.	Parts Name	(A)	(B)	(C)	(D)	(E)	(F)	i/a	Remarks
1	4051-06280	Hose, HP	1	1						MLH 2000
	4051-06310	Hose, HP	1	1						MLH 2300
	4051-06330	Hose, HP	1	1						MLH 2500
	4051-06350	Hose, HP	1	1						MLH 2700
	4051-06380	Hose, HP	1	1						MLH 3000
	4051-06410	Hose, HP	1	1						MLH 3300
	4051-06430	Hose, HP	1	1						MLH 3500
	4051-06450	Hose, HP	1	1						MLH 3700
	4051-06477	Hose, HP	1	1						MLH 4000
	4051-06527	Hose, HP	1	1						MLH 4300
	4051-06547	Hose, HP	1	1						MLH 4500
	4051-06567	Hose, HP	1	1						MLH 4700
	4051-06597	Hose, HP	1	1						MLH 5000
2	4051-06287	Hose, HP	1	1						MLH 2000
	4051-06317	Hose, HP	1	1						MLH 2300
	4051-06337	Hose, HP	1	1						MLH 2500
	4051-06355	Hose, HP	1	1						MLH 2700
	4051-06385	Hose, HP	1	1						MLH 3000
	4051-06415	Hose, HP	1	1						MLH 3300
	4051-06435	Hose, HP	1	1						MLH 3500
	4051-06455	Hose, HP	1	1						MLH 3700
	4051-06485	Hose, HP	1	1						MLH 4000
	4051-06535	Hose, HP	1	1						MLH 4300
	4051-06555	Hose, HP	1	1						MLH 4500
	4051-06575	Hose, HP	1	1						MLH 4700
	4051-06603	Hose, HP	1	1						MLH 5000
3	52000-58720	Shaft, pulley	1	1						
3-1	52000-58722	Shaft, pulley (A=241A****-)(B=241A****-)	1	1					×	
4	52000-99090	Washer	1	1						
5	5611-51470	Pulley, hose	1	1						
6	4623-63320	Washer	1	1						
7	0025-12065	Bolt	1	1						
7-1	0025-12070	Bolt (A=241A****-)(B=241A****-)	1	1					×	

Note :

Fig.2080A MAST PIPING[Pm]  
 FB20P/25P, Finger tip, w.o/Laser pointer

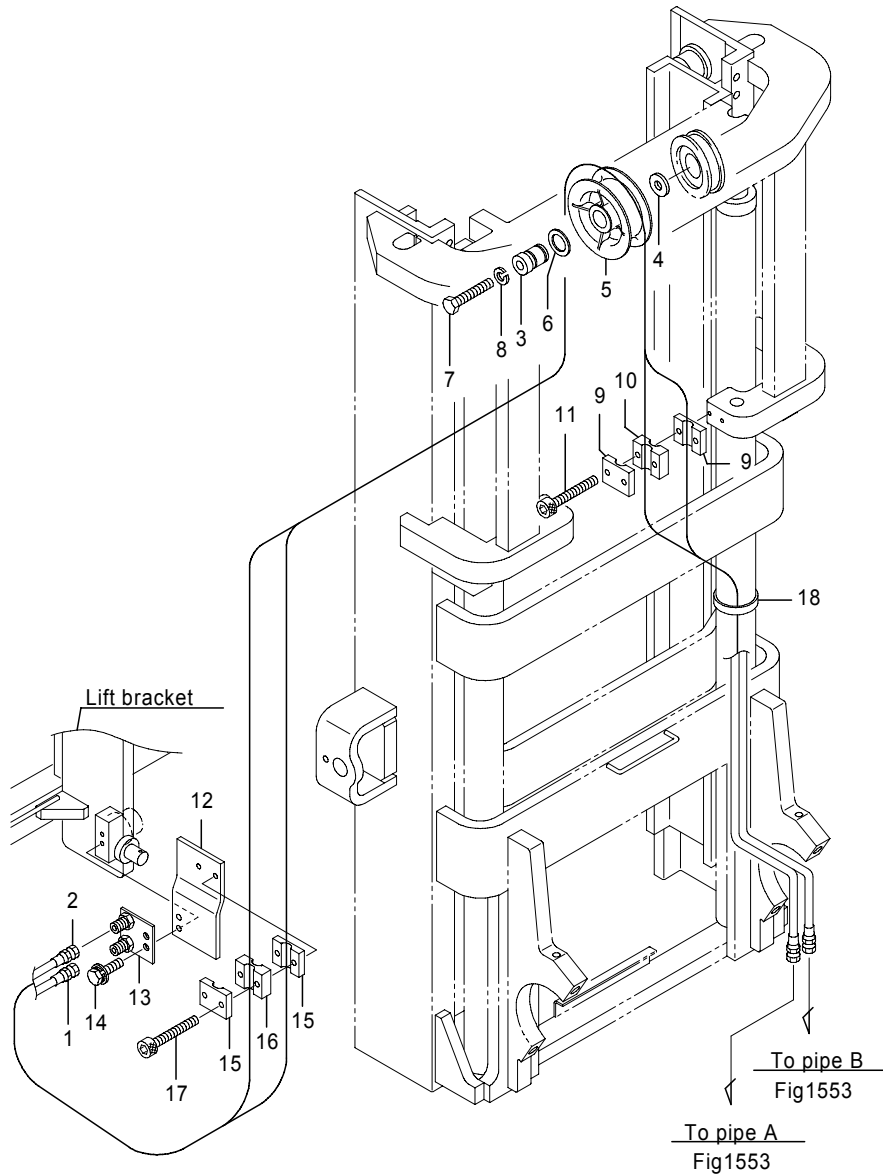


Fig.2080A MAST PIPING[Pm]  
 FB20P/25P, Finger tip, w.o/Laser pointer

(A)=FB20P (D)=FB30P  
 (B)=FB25P (E)=  
 (C)=FB28P (F)=

No.	Parts No.	Parts Name	(A)	(B)	(C)	(D)	(E)	(F)	i/a	Remarks
8	0000-71012	Washer, lock	1			1				
9	14600-94940	Clamp, hose	2			2				
10	52000-58770	Clamp, hose	1			1				
11	0270-06040	Screw, cap	2			2				
12	52001-25170	Bracket, clamp	1			1				
13	52001-67940	Bracket comp., plug	1			1				
14	0018-06020	Bolt, w/washers	2			2				
15	14600-94940	Clamp, hose	2			2				
16	52000-58770	Clamp, hose	1			1				
17	0270-06040	Screw, cap	2			2				
18	37990-03500	Band	3			3				

Note :

Fig.2080B MAST PIPING[Pm]  
FB20P/25P, Finger tip, w/Laser pointer

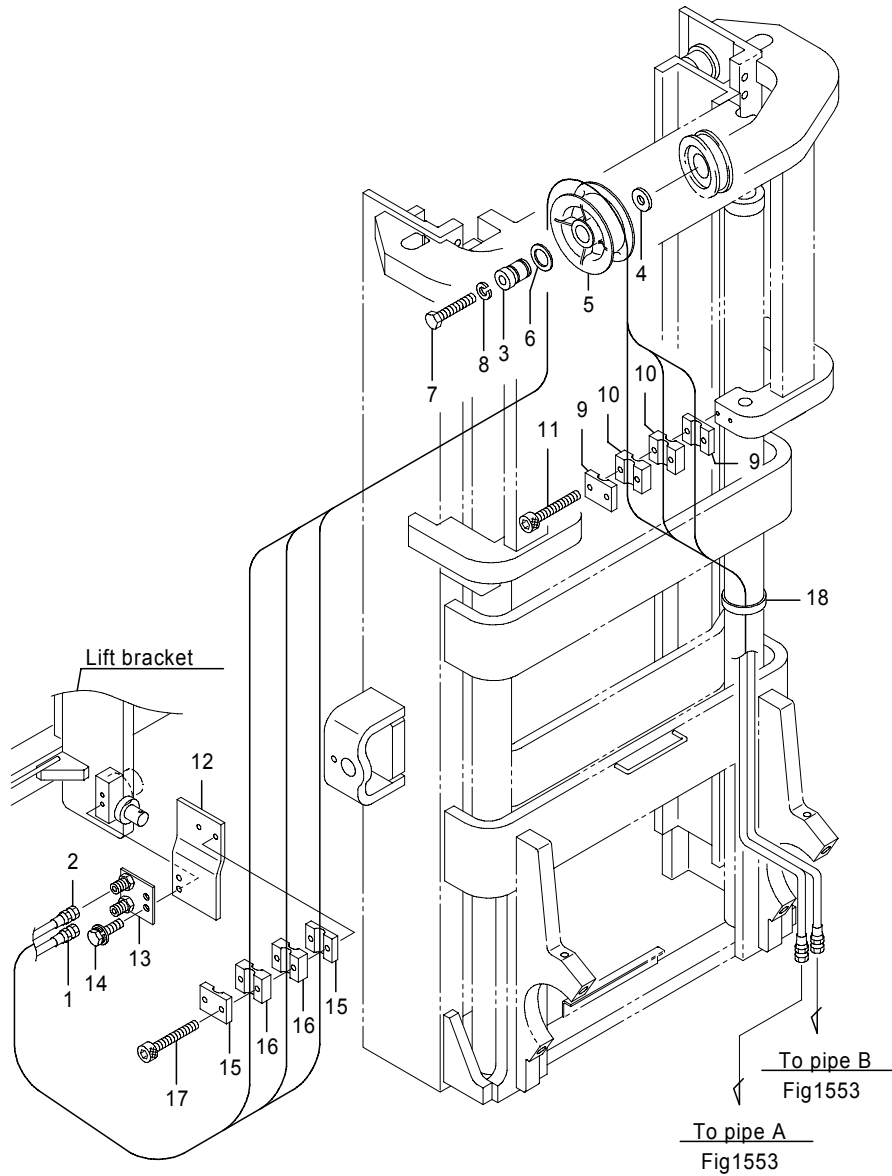


Fig.2080B MAST PIPING[Pm]  
FB20P/25P, Finger tip, w/Laser pointer

(A)=FB20P (D)=FB30P  
(B)=FB25P (E)=  
(C)=FB28P (F)=

No.	Parts No.	Parts Name	(A)	(B)	(C)	(D)	(E)	(F)	i/a	Remarks
1	4051-06280	Hose, HP	1	1						MLH 2000
	4051-06310	Hose, HP	1	1						MLH 2300
	4051-06330	Hose, HP	1	1						MLH 2500
	4051-06350	Hose, HP	1	1						MLH 2700
	4051-06380	Hose, HP	1	1						MLH 3000
	4051-06410	Hose, HP	1	1						MLH 3300
	4051-06430	Hose, HP	1	1						MLH 3500
	4051-06450	Hose, HP	1	1						MLH 3700
	4051-06477	Hose, HP	1	1						MLH 4000
	4051-06527	Hose, HP	1	1						MLH 4300
	4051-06547	Hose, HP	1	1						MLH 4500
	4051-06567	Hose, HP	1	1						MLH 4700
	4051-06597	Hose, HP	1	1						MLH 5000
2	4051-06287	Hose, HP	1	1						MLH 2000
	4051-06317	Hose, HP	1	1						MLH 2300
	4051-06337	Hose, HP	1	1						MLH 2500
	4051-06355	Hose, HP	1	1						MLH 2700
	4051-06385	Hose, HP	1	1						MLH 3000
	4051-06415	Hose, HP	1	1						MLH 3300
	4051-06435	Hose, HP	1	1						MLH 3500
	4051-06455	Hose, HP	1	1						MLH 3700
	4051-06485	Hose, HP	1	1						MLH 4000
	4051-06535	Hose, HP	1	1						MLH 4300
	4051-06555	Hose, HP	1	1						MLH 4500
	4051-06575	Hose, HP	1	1						MLH 4700
	4051-06603	Hose, HP	1	1						MLH 5000
3	52000-58730	Shaft, pulley	1	1						
3-1	52004-49830	Shaft, pulley (A=241A****-)(B=241A****-)	1	1					×	
4	52000-99090	Washer	1	1						
5	14505-21460	Pulley, hose	1	1						
5-1	52003-91320	Pulley, hose (A=241A****-)(B=241A****-)	1	1					×	
6	4623-63320	Washer	1	1						
7	0025-12065	Bolt	1	1						

Note :

Fig.2080B MAST PIPING[Pm]  
 FB20P/25P, Finger tip, w/Laser pointer

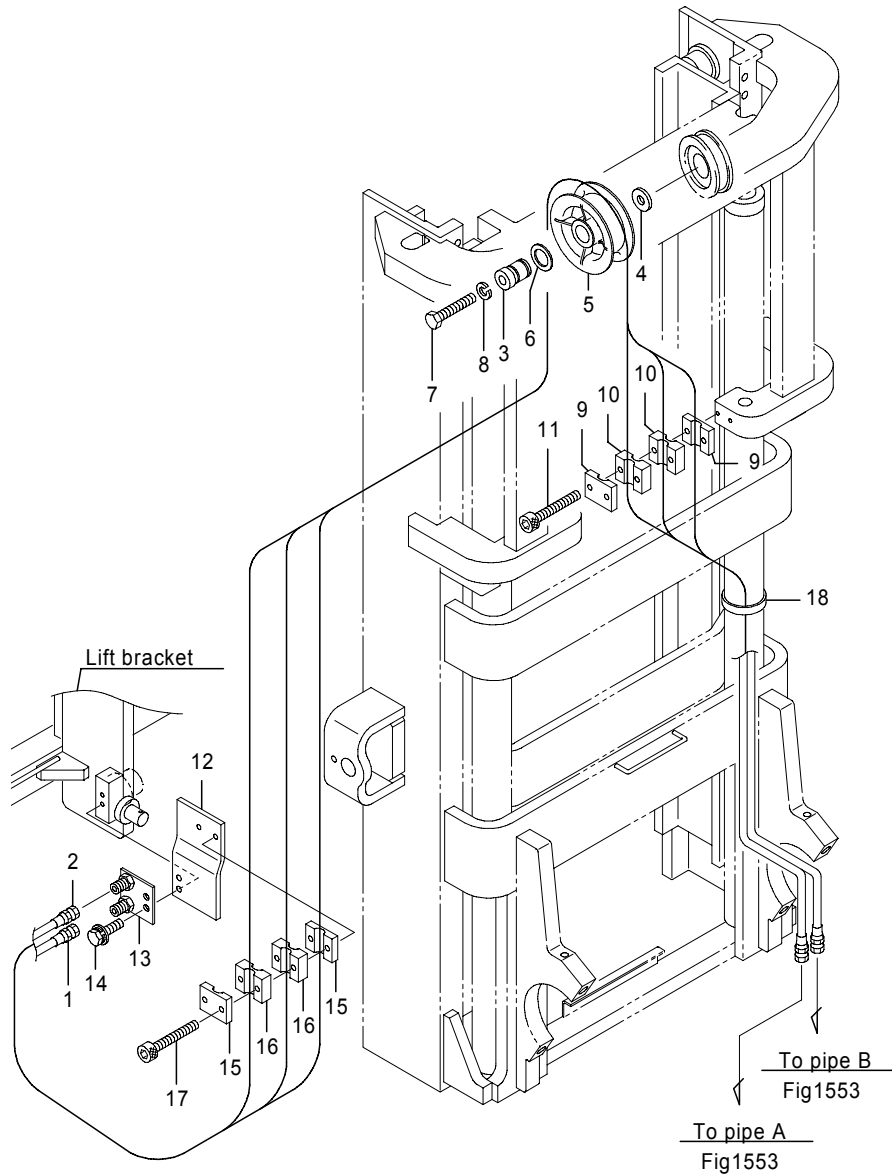


Fig.2080B MAST PIPING[Pm]  
 FB20P/25P, Finger tip, w/Laser pointer

(A)=FB20P (D)=FB30P  
 (B)=FB25P (E)=  
 (C)=FB28P (F)=

No.	Parts No.	Parts Name	(A)	(B)	(C)	(D)	(E)	(F)	i/a	Remarks
7-1	0025-12070	Bolt (A=241A****-)(B=241A****-)	1	1						×
8	0000-71012	Washer, lock	1	1						
9	14600-94940	Clamp, hose	2	2						
10	52000-58770	Clamp, hose	2	2						
11	0270-06055	Screw, cap	2	2						
12	52001-25170	Bracket, clamp	1	1						
13	52001-67940	Bracket comp., plug	1	1						
14	0018-06020	Bolt, w/washers	2	2						
15	14600-94940	Clamp, hose	2	2						
16	52000-58770	Clamp, hose	2	2						
17	0270-06055	Screw, cap	2	2						
18	37990-03500	Band	3	3						

Note :



Fig.2080C MAST PIPING[Pm]  
 FB20P/25P, For MHI, Finger tip, w.o/Laser pointer

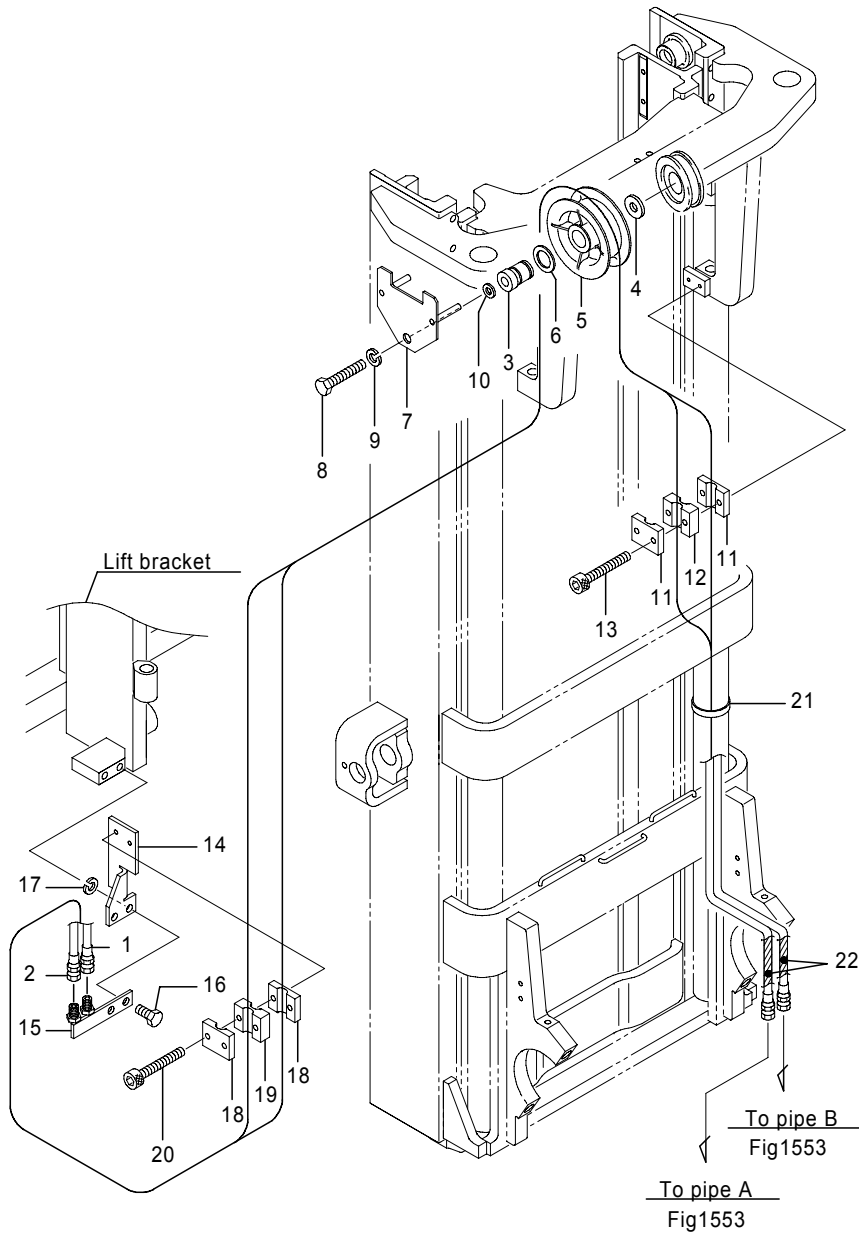


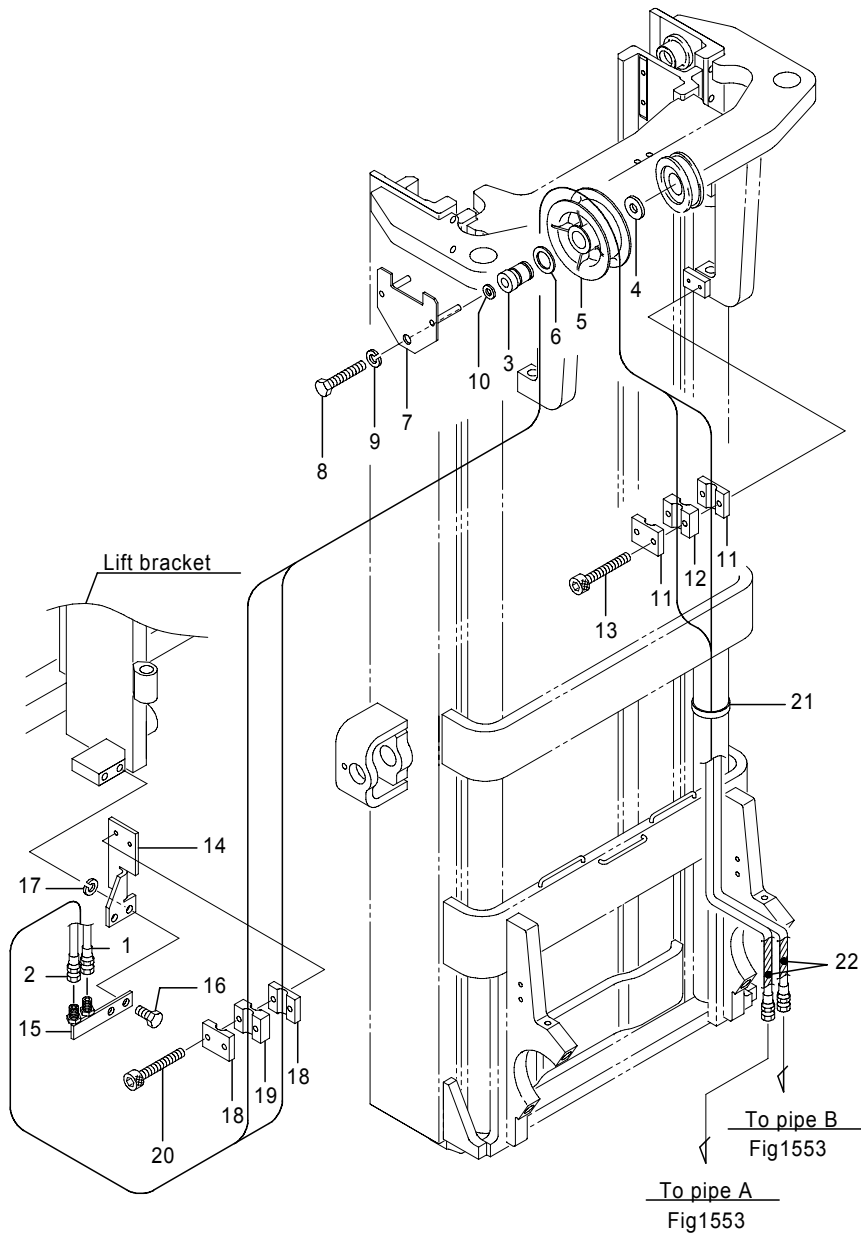
Fig.2080C MAST PIPING[Pm]  
 FB20P/25P, For MHI, Finger tip, w.o/Laser pointer

(A)=FB20P (D)=FB30P  
 (B)=FB25P (E)=  
 (C)=FB28P (F)=

No.	Parts No.	Parts Name	(A)	(B)	(C)	(D)	(E)	(F)	i/a	Remarks
1	4051-06380	Hose, HP	1	1						MLH 3000
	4051-06410	Hose, HP	1	1						MLH 3300
	4051-06430	Hose, HP	1	1						MLH 3500
	4051-06450	Hose, HP	1	1						MLH 3700
	4051-06490	Hose, HP	1	1						MLH 4000
	4051-06540	Hose, HP	1	1						MLH 4500
	4051-06593	Hose, HP	1	1						MLH 5000
2	4051-06385	Hose, HP	1	1						MLH 3000
	4051-06415	Hose, HP	1	1						MLH 3300
	4051-06435	Hose, HP	1	1						MLH 3500
	4051-06455	Hose, HP	1	1						MLH 3700
	4051-06495	Hose, HP	1	1						MLH 4000
	4051-06545	Hose, HP	1	1						MLH 4500
	4051-06600	Hose, HP	1	1						MLH 5000
3	52000-58722	Shaft, pulley	1	1						
4	52000-99090	Washer	1	1						
4-1	52001-79120	Washer	1	1						↙
	(A=241A****-)(B=241A****-)									
5	5611-51470	Pulley, hose	1	1						
6	4623-63320	Washer	1	1						
7	52006-33650	Cover	1	1						
8	0025-12070	Bolt	1	1						
8-1	0025-12075	Bolt	1	1						×
	(A=241A****-)(B=241A****-)									
9	0000-71012	Washer, lock	1	1						
10	0000-73012	Washer, plain	1	1						
11	14600-94940	Clamp, hose	2	2						
12	52000-58770	Clamp, hose	1	1						
13	0270-06040	Screw, cap	2	2						
14	52006-62590	Bracket, clamp(R)	1	1						
14-1	52006-62591	Bracket, clamp(R)	1	1						×
	(A=241A****-)(B=241A****-)									
15	52006-66440	Bracket comp., plug	1	1						
16	0025-10020	Bolt	2	2						
17	0000-71010	Washer, lock	2	2						

Note :

Fig.2080C MAST PIPING[Pm]  
 FB20P/25P, For MHI, Finger tip, w.o/Laser pointer



462-2774-01  
 (462-2774)

Fig.2080C MAST PIPING[Pm]  
 FB20P/25P, For MHI, Finger tip, w.o/Laser pointer

(A)=FB20P (D)=FB30P  
 (B)=FB25P (E)=  
 (C)=FB28P (F)=

No.	Parts No.	Parts Name	(A)	(B)	(C)	(D)	(E)	(F)	i/a	Remarks
18	14600-94940	Clamp, hose	2	2						
19	52000-58770	Clamp, hose	1	1						
20	0270-06040	Screw, cap	2	2						
21	37990-03500	Band	3	3						
22	00826-15050	Tube, spiral	2	2						

Note :

Fig.2080D MAST PIPING[Pm]  
 FB20P/25P, For MHI, Finger tip, w/Laser pointer

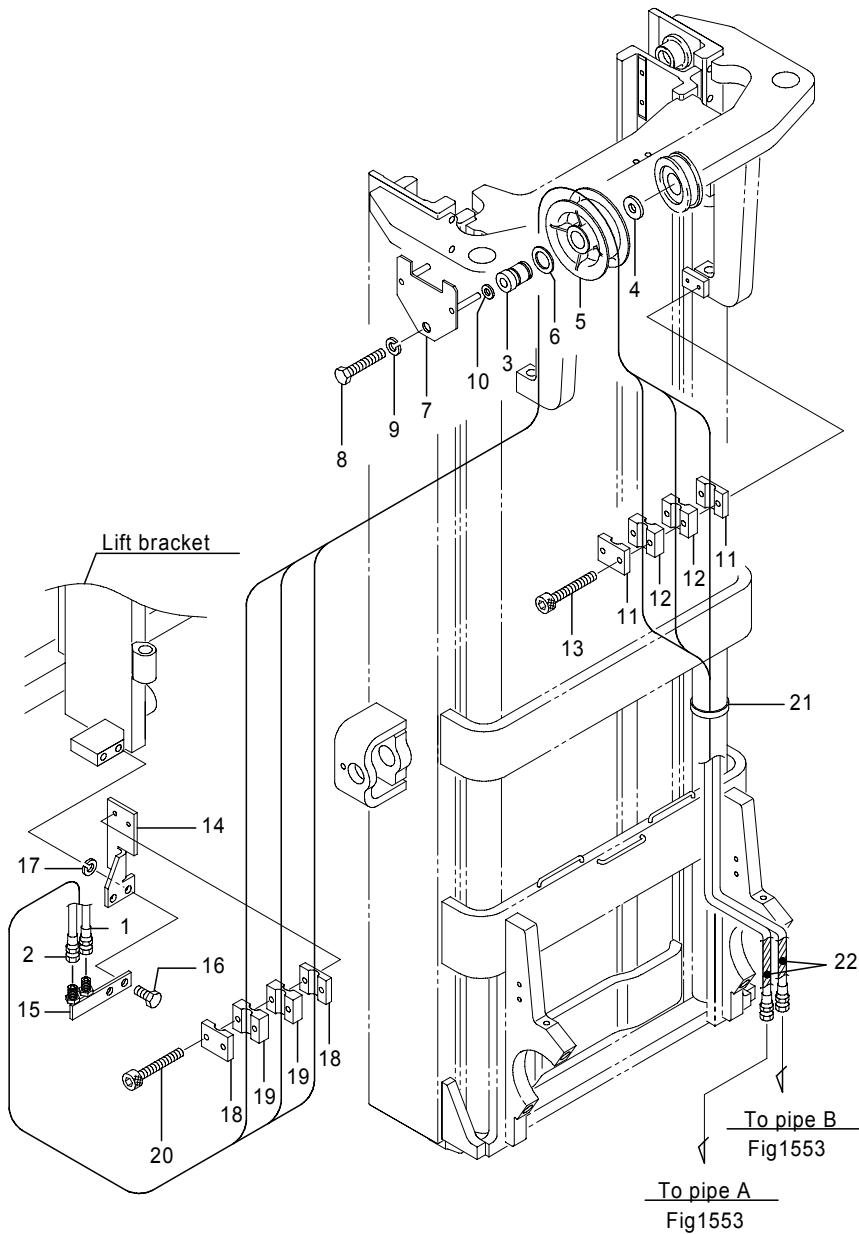


Fig.2080D MAST PIPING[Pm]  
 FB20P/25P, For MHI, Finger tip, w/Laser pointer

(A)=FB20P (D)=FB30P  
 (B)=FB25P (E)=  
 (C)=FB28P (F)=

No.	Parts No.	Parts Name	(A)	(B)	(C)	(D)	(E)	(F)	i/a	Remarks
1	4051-06380	Hose, HP	1	1						MLH 3000
	4051-06410	Hose, HP	1	1						MLH 3300
	4051-06430	Hose, HP	1	1						MLH 3500
	4051-06450	Hose, HP	1	1						MLH 3700
	4051-06490	Hose, HP	1	1						MLH 4000
	4051-06540	Hose, HP	1	1						MLH 4500
	4051-06593	Hose, HP	1	1						MLH 5000
2	4051-06385	Hose, HP	1	1						MLH 3000
	4051-06415	Hose, HP	1	1						MLH 3300
	4051-06435	Hose, HP	1	1						MLH 3500
	4051-06455	Hose, HP	1	1						MLH 3700
	4051-06495	Hose, HP	1	1						MLH 4000
	4051-06545	Hose, HP	1	1						MLH 4500
	4051-06600	Hose, HP	1	1						MLH 5000
3	52004-49830	Shaft, pulley	1	1						
4	52000-99090	Washer	1	1						
4-1	52001-79120 (A=241A****-)(B=241A****-)	Washer	1	1						↙
5	52003-91320	Pulley, hose	1	1						
6	4623-63320	Washer	1	1						
7	52006-33660	Cover	1	1						
8	0025-12075	Bolt	1	1						
8-1	0025-12080 (A=241A****-)(B=241A****-)	Bolt	1	1						×
9	0000-71012	Washer, lock	1	1						
10	0000-73012	Washer, plain	1	1						
11	14600-94940	Clamp, hose	2	2						
12	52000-58770	Clamp, hose	2	2						
13	0270-06055	Screw, cap	2	2						
14	52006-62590	Bracket, clamp(R)	1	1						
14-1	52006-62591 (A=241A****-)(B=241A****-)	Bracket, clamp(R)	1	1						×
15	52006-66440	Bracket comp., plug	1	1						
16	0025-10020	Bolt	2	2						
17	0000-71010	Washer, lock	2	2						

Note :

Fig.2080D MAST PIPING[Pm]  
 FB20P/25P, For MHI, Finger tip, w/Laser pointer

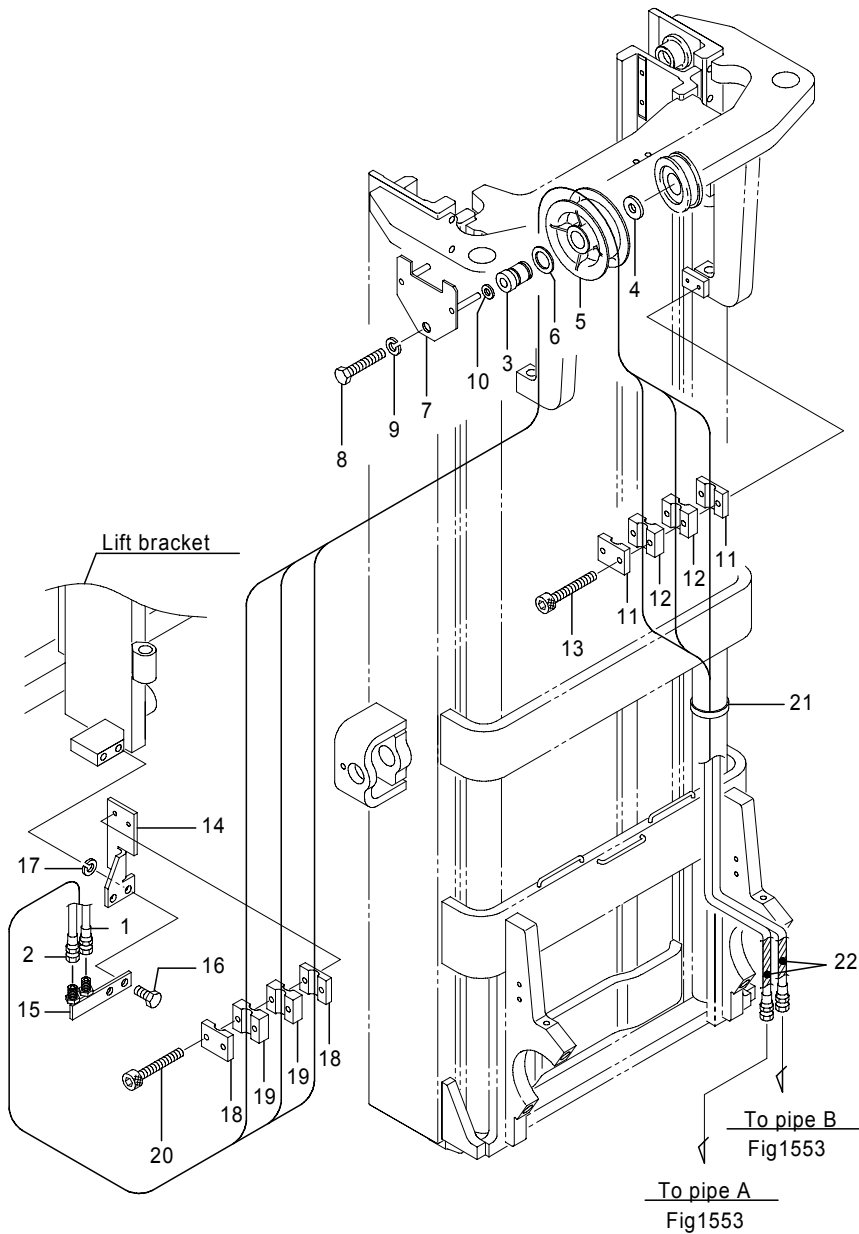


Fig.2080D MAST PIPING[Pm]  
 FB20P/25P, For MHI, Finger tip, w/Laser pointer

(A)=FB20P (D)=FB30P  
 (B)=FB25P (E)=  
 (C)=FB28P (F)=

No.	Parts No.	Parts Name	(A)	(B)	(C)	(D)	(E)	(F)	i/a	Remarks
18	14600-94940	Clamp, hose	2	2						
19	52000-58770	Clamp, hose	2	2						
20	0270-06055	Screw, cap	2	2						
21	37990-03500	Band	3	3						
22	00826-15050	Tube, spiral	2	2						

Note :

Fig.2080E MAST PIPING[Pm]  
FB28P, Finger tip, w.o/Laser pointer

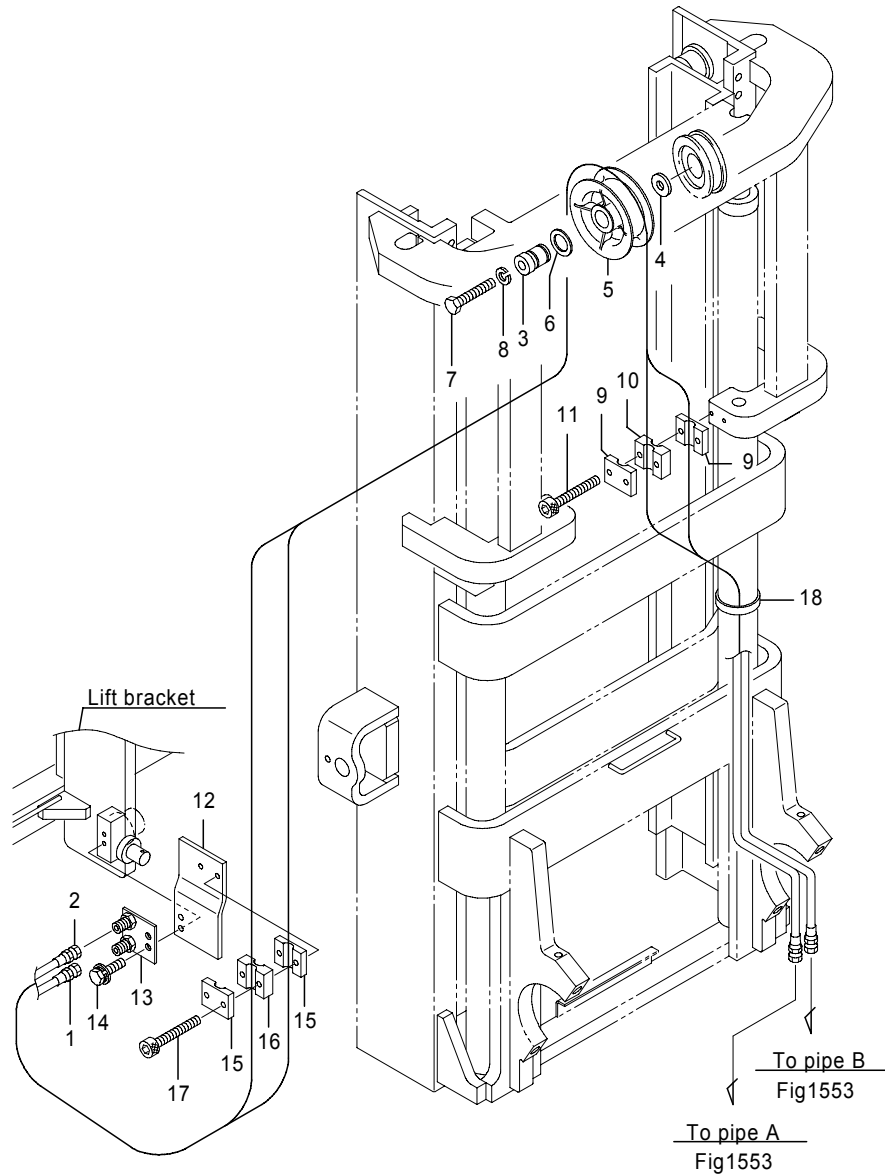


Fig.2080E MAST PIPING[Pm]  
FB28P, Finger tip, w.o/Laser pointer

(A)=FB20P (D)=FB30P  
(B)=FB25P (E)=  
(C)=FB28P (F)=

No.	Parts No.	Parts Name	(A)	(B)	(C)	(D)	(E)	(F)	i/a	Remarks
1	4051-06283	Hose, HP				1				MLH 2000
	4051-06313	Hose, HP				1				MLH 2300
	4051-06330	Hose, HP				1				MLH 2500
	4051-06350	Hose, HP				1				MLH 2700
	4051-06380	Hose, HP				1				MLH 3000
	4051-06410	Hose, HP				1				MLH 3300
	4051-06430	Hose, HP				1				MLH 3500
	4051-06450	Hose, HP				1				MLH 3700
	4051-06480	Hose, HP				1				MLH 4000
	4051-06530	Hose, HP				1				MLH 4300
	4051-06550	Hose, HP				1				MLH 4500
2	4051-06570	Hose, HP				1				MLH 4700
	4051-06600	Hose, HP				1				MLH 5000
	4051-06290	Hose, HP				1				MLH 2000
	4051-06320	Hose, HP				1				MLH 2300
	4051-06337	Hose, HP				1				MLH 2500
	4051-06357	Hose, HP				1				MLH 2700
	4051-06387	Hose, HP				1				MLH 3000
	4051-06417	Hose, HP				1				MLH 3300
	4051-06437	Hose, HP				1				MLH 3500
	4051-06457	Hose, HP				1				MLH 3700
	4051-06487	Hose, HP				1				MLH 4000
3	4051-06537	Hose, HP				1				MLH 4300
	4051-06557	Hose, HP				1				MLH 4500
	4051-06577	Hose, HP				1				MLH 4700
	4051-06605	Hose, HP				1				MLH 5000
	52000-58720	Shaft, pulley				1				
	3-1 52000-58722	Shaft, pulley (C=241A****-)				1			×	
	4 52000-99090	Washer				1				
	5 5611-51470	Pulley, hose				1				
	6 4623-63320	Washer				1				
	7 0025-12065	Bolt				1				
	7-1 0025-12070	Bolt (C=241A****-)				1			×	

Note :

Fig.2080E MAST PIPING[Pm]  
 FB28P, Finger tip, w.o/Laser pointer

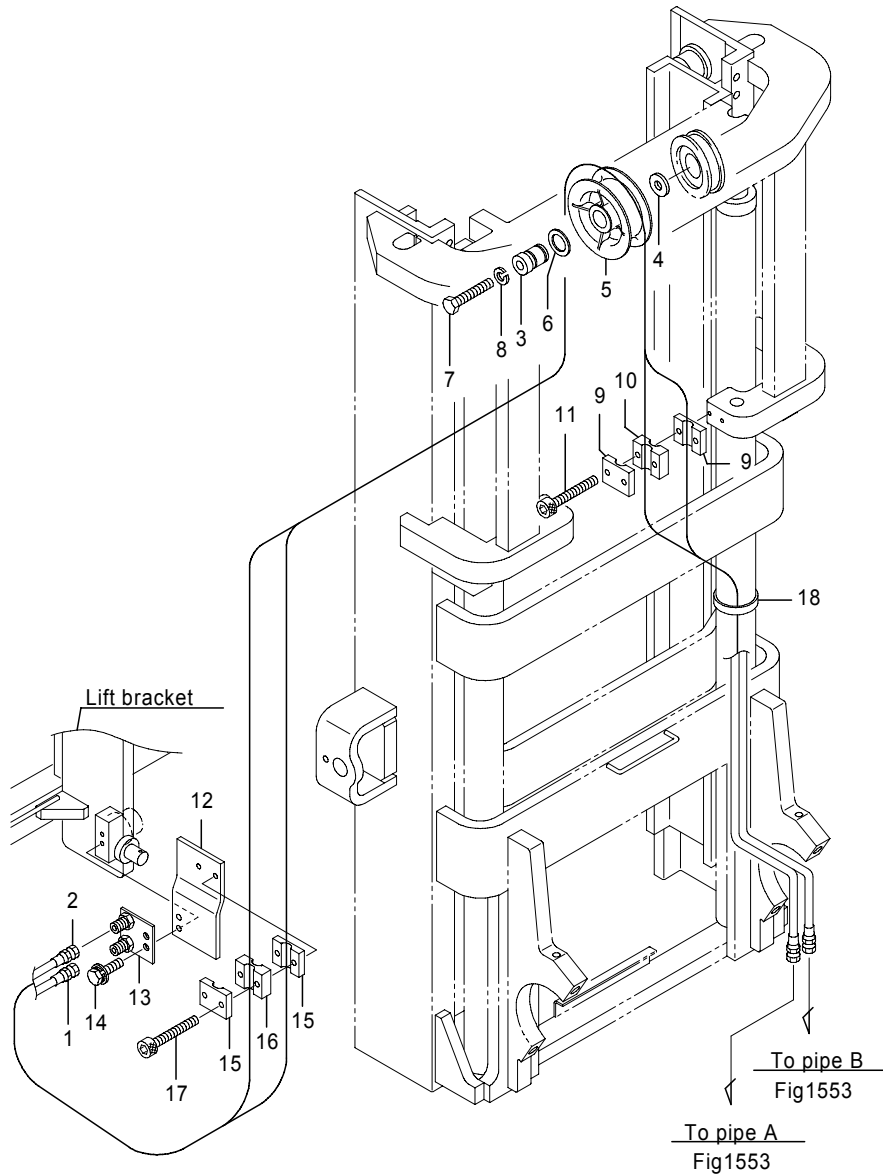


Fig.2080E MAST PIPING[Pm]  
 FB28P, Finger tip, w.o/Laser pointer

(A)=FB20P (D)=FB30P  
 (B)=FB25P (E)=  
 (C)=FB28P (F)=

No.	Parts No.	Parts Name	(A)	(B)	(C)	(D)	(E)	(F)	i/a	Remarks
8	0000-71012	Washer, lock							1	
9	14600-94940	Clamp, hose							2	
10	52000-58770	Clamp, hose							1	
11	0270-06040	Screw, cap							2	
12	52001-25170	Bracket, clamp							1	
13	52001-67940	Bracket comp., plug							1	
14	0018-06020	Bolt, w/washers							2	
15	14600-94940	Clamp, hose							2	
16	52000-58770	Clamp, hose							1	
17	0270-06040	Screw, cap							2	
18	37990-03500	Band							3	

Note :

Fig.2080F MAST PIPING[Pm]  
FB28P, Finger tip, w/Laser pointer

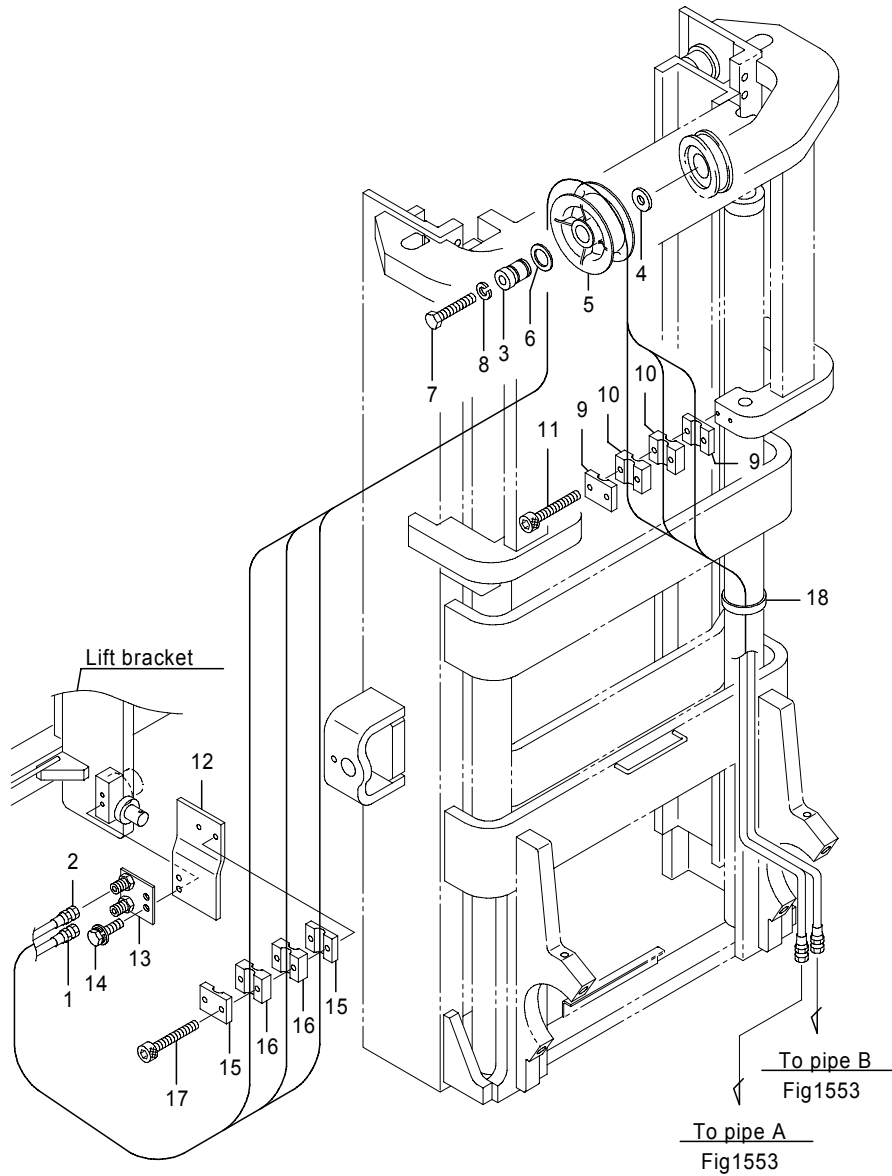


Fig.2080F MAST PIPING[Pm]  
FB28P, Finger tip, w/Laser pointer

(A)=FB20P (D)=FB30P  
(B)=FB25P (E)=  
(C)=FB28P (F)=

No.	Parts No.	Parts Name	(A)	(B)	(C)	(D)	(E)	(F)	i/a	Remarks
1	4051-06283	Hose, HP				1				MLH 2000
	4051-06313	Hose, HP				1				MLH 2300
	4051-06330	Hose, HP				1				MLH 2500
	4051-06350	Hose, HP				1				MLH 2700
	4051-06380	Hose, HP				1				MLH 3000
	4051-06410	Hose, HP				1				MLH 3300
	4051-06430	Hose, HP				1				MLH 3500
	4051-06450	Hose, HP				1				MLH 3700
	4051-06480	Hose, HP				1				MLH 4000
	4051-06530	Hose, HP				1				MLH 4300
	4051-06550	Hose, HP				1				MLH 4500
2	4051-06570	Hose, HP				1				MLH 4700
	4051-06600	Hose, HP				1				MLH 5000
	4051-06290	Hose, HP				1				MLH 2000
	4051-06320	Hose, HP				1				MLH 2300
	4051-06337	Hose, HP				1				MLH 2500
	4051-06357	Hose, HP				1				MLH 2700
	4051-06387	Hose, HP				1				MLH 3000
	4051-06417	Hose, HP				1				MLH 3300
	4051-06437	Hose, HP				1				MLH 3500
	4051-06457	Hose, HP				1				MLH 3700
	4051-06487	Hose, HP				1				MLH 4000
	4051-06537	Hose, HP				1				MLH 4300
	4051-06557	Hose, HP				1				MLH 4500
	4051-06577	Hose, HP				1				MLH 4700
4051-06605	Hose, HP				1				MLH 5000	
3	52000-58730	Shaft, pulley				1				
3-1	52004-49830	Shaft, pulley (C=241A****-)				1			×	
4	52000-99090	Washer				1				
5	14505-21460	Pulley, hose				1				
5-1	52003-91320	Pulley, hose (C=241A****-)				1			×	
6	4623-63320	Washer				1				
7	0025-12065	Bolt				1				

Note :

Fig.2080F MAST PIPING[Pm]  
 FB28P, Finger tip, w/Laser pointer

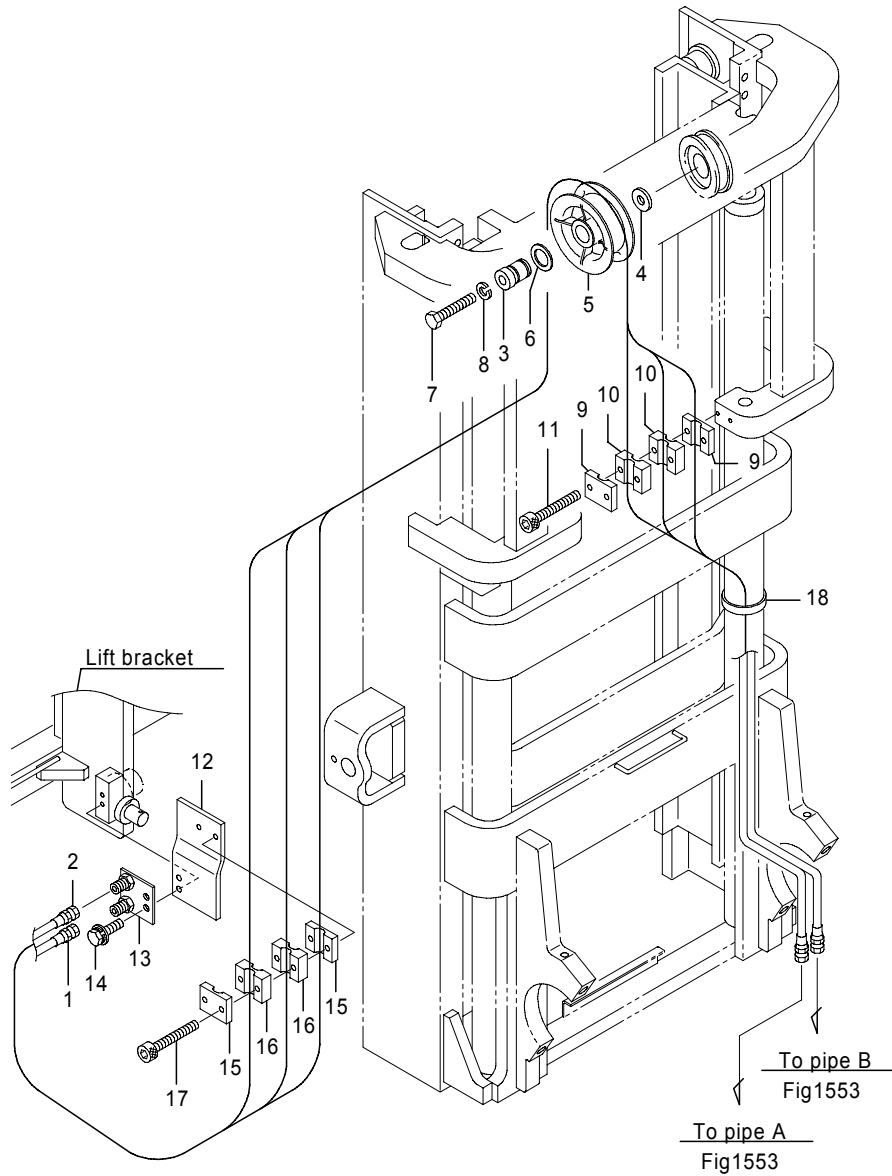


Fig.2080F MAST PIPING[Pm]  
 FB28P, Finger tip, w/Laser pointer

(A)=FB20P (D)=FB30P  
 (B)=FB25P (E)=  
 (C)=FB28P (F)=

No.	Parts No.	Parts Name	(A)	(B)	(C)	(D)	(E)	(F)	i/a	Remarks
7-1	0025-12070	Bolt (C=241A*****-)				1				×
8	0000-71012	Washer, lock				1				
9	14600-94940	Clamp, hose				2				
10	52000-58770	Clamp, hose				2				
11	0270-06055	Screw, cap				2				
12	52001-25170	Bracket, clamp				1				
13	52001-67940	Bracket comp., plug				1				
14	0018-06020	Bolt, w/washers				2				
15	14600-94940	Clamp, hose				2				
16	52000-58770	Clamp, hose				2				
17	0270-06055	Screw, cap				2				
18	37990-03500	Band				3				

Note :



Fig.2080G MAST PIPING[Pm]  
FB30P, Finger tip, w.o/Laser pointer

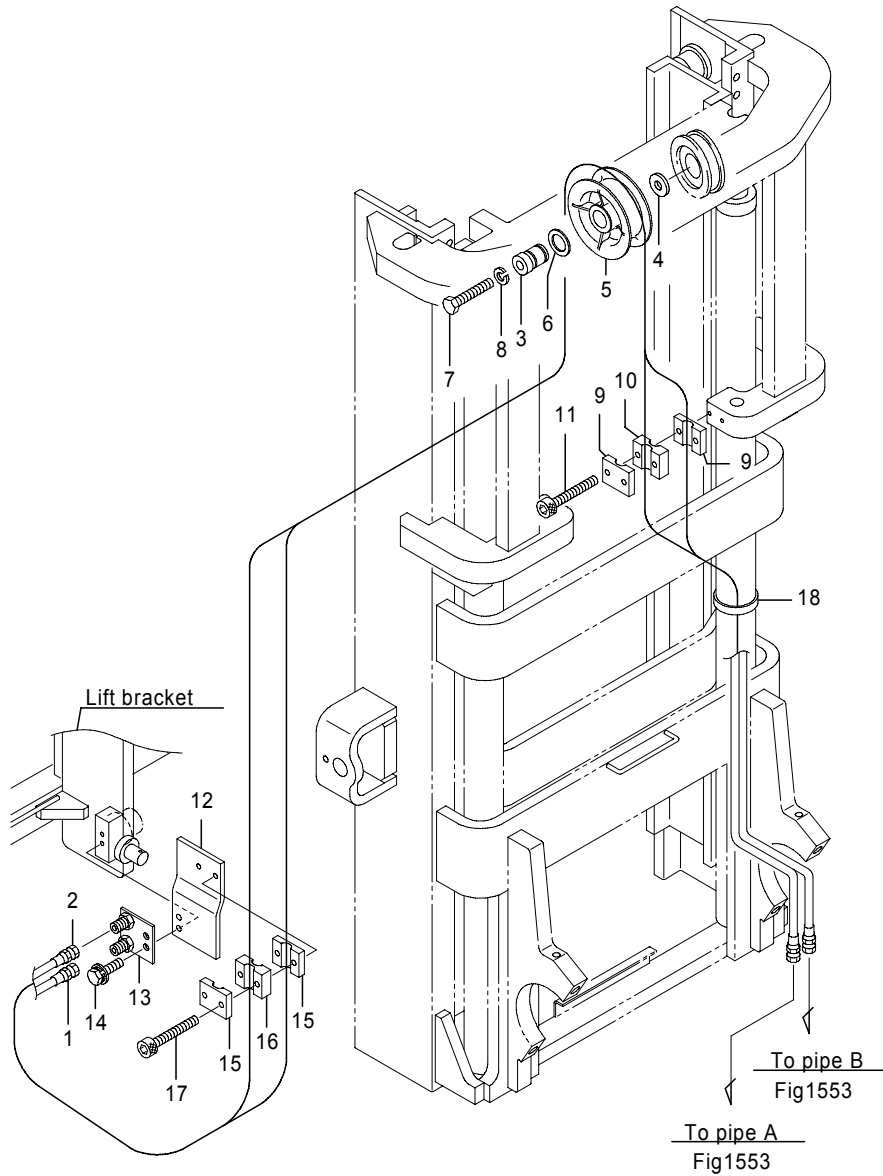


Fig.2080G MAST PIPING[Pm]  
FB30P, Finger tip, w.o/Laser pointer

(A)=FB20P (D)=FB30P  
(B)=FB25P (E)=  
(C)=FB28P (F)=

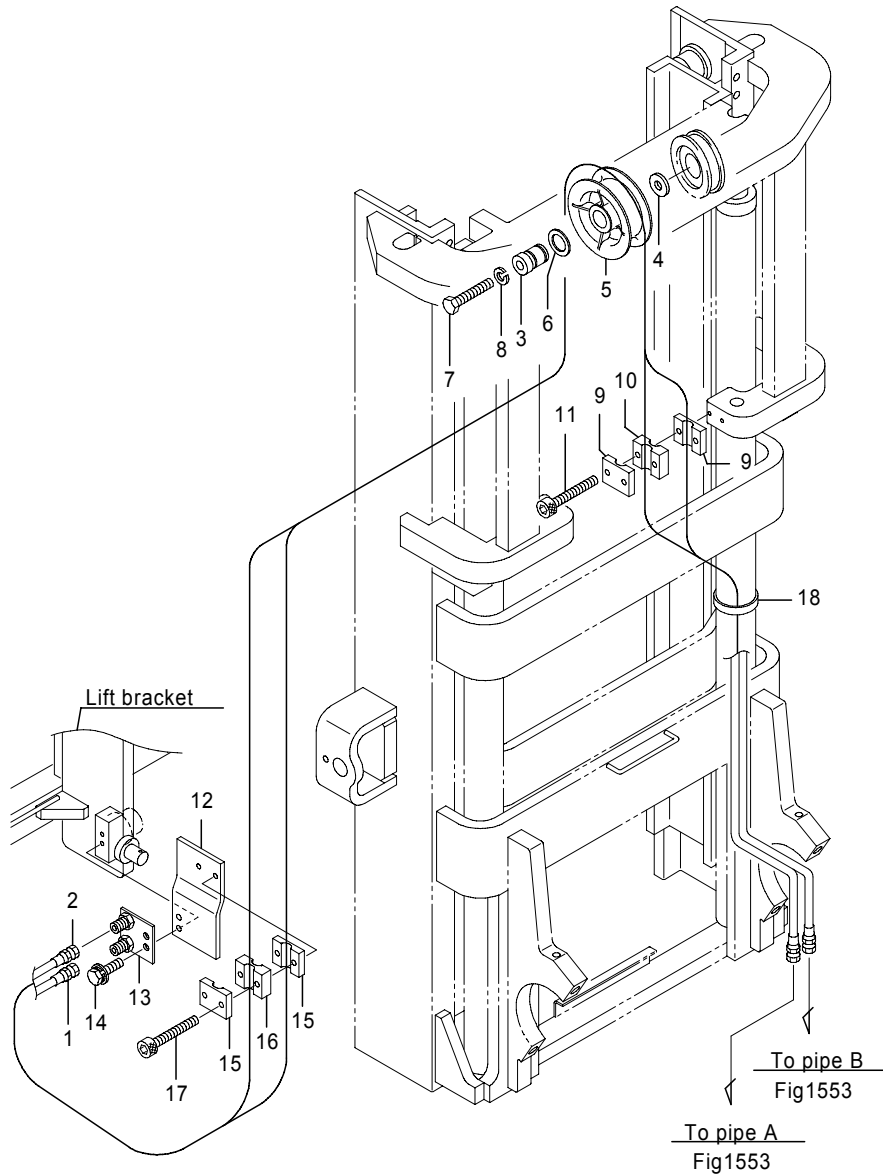
No.	Parts No.	Parts Name	(A)	(B)	(C)	(D)	(E)	(F)	i/a	Remarks
1	4051-06325	Hose, HP							1	MLH 2000
	4051-06355	Hose, HP							1	MLH 2300
	4051-06375	Hose, HP							1	MLH 2500
	4051-06395	Hose, HP							1	MLH 2700
	4051-06423	Hose, HP							1	MLH 3000
	4051-06453	Hose, HP							1	MLH 3300
	4051-06473	Hose, HP							1	MLH 3500
	4051-06493	Hose, HP							1	MLH 3700
	4051-06523	Hose, HP							1	MLH 4000
	4051-06573	Hose, HP							1	MLH 4300
	4051-06593	Hose, HP							1	MLH 4500
	4051-06613	Hose, HP							1	MLH 4700
	4051-06640	Hose, HP							1	MLH 5000
	2	4051-06333	Hose, HP							1
4051-06360		Hose, HP							1	MLH 2300
4051-06380		Hose, HP							1	MLH 2500
4051-06400		Hose, HP							1	MLH 2700
4051-06430		Hose, HP							1	MLH 3000
4051-06460		Hose, HP							1	MLH 3300
4051-06480		Hose, HP							1	MLH 3500
4051-06500		Hose, HP							1	MLH 3700
4051-06530		Hose, HP							1	MLH 4000
4051-06580		Hose, HP							1	MLH 4300
4051-06600		Hose, HP							1	MLH 4500
4051-06620		Hose, HP							1	MLH 4700
4051-06647		Hose, HP							1	MLH 5000
3		52000-58720	Shaft, pulley							1
3-1	52000-58722	Shaft, pulley (D=251A****-)							1	×
4	52000-99090	Washer							1	
	5611-51470	Pulley, hose							1	
6	4623-63320	Washer							1	
7	0025-12065	Bolt							1	
7-1	0025-12070	Bolt (D=251A****-)							1	×

Note :

Fig.2080G MAST PIPING[Pm]  
 FB30P, Finger tip, w.o/Laser pointer

Fig.2080G MAST PIPING[Pm]  
 FB30P, Finger tip, w.o/Laser pointer

(A)=FB20P (D)=FB30P  
 (B)=FB25P (E)=  
 (C)=FB28P (F)=



No.	Parts No.	Parts Name	(A)	(B)	(C)	(D)	(E)	(F)	i/a	Remarks
8	0000-71012	Washer, lock							1	
9	14600-94940	Clamp, hose							2	
10	52000-58770	Clamp, hose							1	
11	0270-06040	Screw, cap							2	
12	52001-25170	Bracket, clamp							1	
13	52001-67940	Bracket comp., plug							1	
14	0018-06020	Bolt, w/washers							2	
15	14600-94940	Clamp, hose							2	
16	52000-58770	Clamp, hose							1	
17	0270-06040	Screw, cap							2	
18	37990-03500	Band							3	

Note :

Fig.2080H MAST PIPING[Pm]  
FB30P, Finger tip, w/Laser pointer

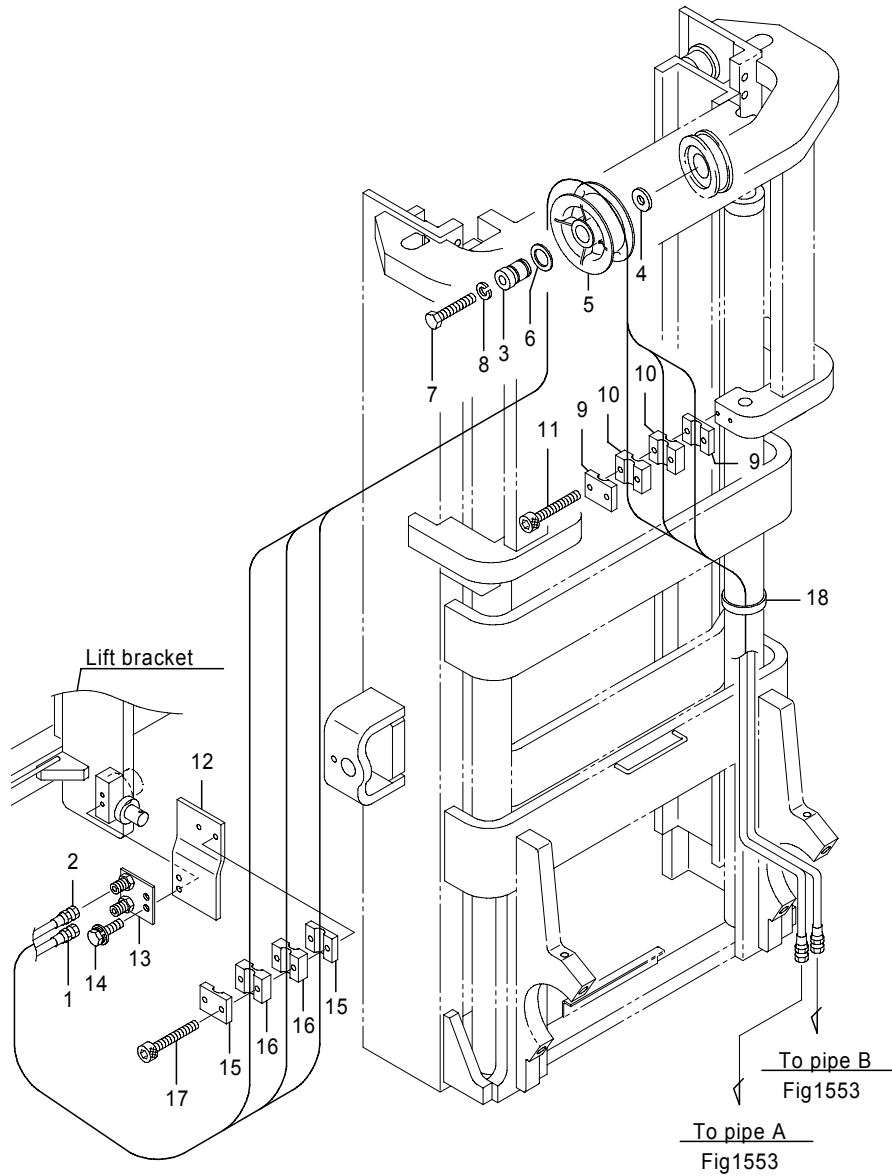


Fig.2080H MAST PIPING[Pm]  
FB30P, Finger tip, w/Laser pointer

(A)=FB20P (D)=FB30P  
(B)=FB25P (E)=  
(C)=FB28P (F)=

No.	Parts No.	Parts Name	(A)	(B)	(C)	(D)	(E)	(F)	i/a	Remarks
1	4051-06325	Hose, HP							1	MLH 2000
	4051-06355	Hose, HP							1	MLH 2300
	4051-06375	Hose, HP							1	MLH 2500
	4051-06395	Hose, HP							1	MLH 2700
	4051-06423	Hose, HP							1	MLH 3000
	4051-06453	Hose, HP							1	MLH 3300
	4051-06473	Hose, HP							1	MLH 3500
	4051-06493	Hose, HP							1	MLH 3700
	4051-06523	Hose, HP							1	MLH 4000
	4051-06573	Hose, HP							1	MLH 4300
	4051-06593	Hose, HP							1	MLH 4500
2	4051-06613	Hose, HP							1	MLH 4700
	4051-06640	Hose, HP							1	MLH 5000
	4051-06333	Hose, HP							1	MLH 2000
	4051-06360	Hose, HP							1	MLH 2300
	4051-06380	Hose, HP							1	MLH 2500
	4051-06400	Hose, HP							1	MLH 2700
	4051-06430	Hose, HP							1	MLH 3000
	4051-06460	Hose, HP							1	MLH 3300
	4051-06480	Hose, HP							1	MLH 3500
	4051-06500	Hose, HP							1	MLH 3700
	4051-06530	Hose, HP							1	MLH 4000
3	4051-06580	Hose, HP							1	MLH 4300
	4051-06600	Hose, HP							1	MLH 4500
	4051-06620	Hose, HP							1	MLH 4700
	4051-06647	Hose, HP							1	MLH 5000
	52000-58730	Shaft, pulley							1	
	3-1 52004-49830	Shaft, pulley (D=251A****-)							1	×
	4 52000-99090	Washer							1	
	5 14505-21460	Pulley, hose							1	
	5-1 52003-91320	Pulley, hose (D=251A****-)							1	×
	6 4623-63320	Washer							1	
	7 0025-12065	Bolt							1	

Note :

Fig.2080H MAST PIPING[Pm]  
 FB30P, Finger tip, w/Laser pointer

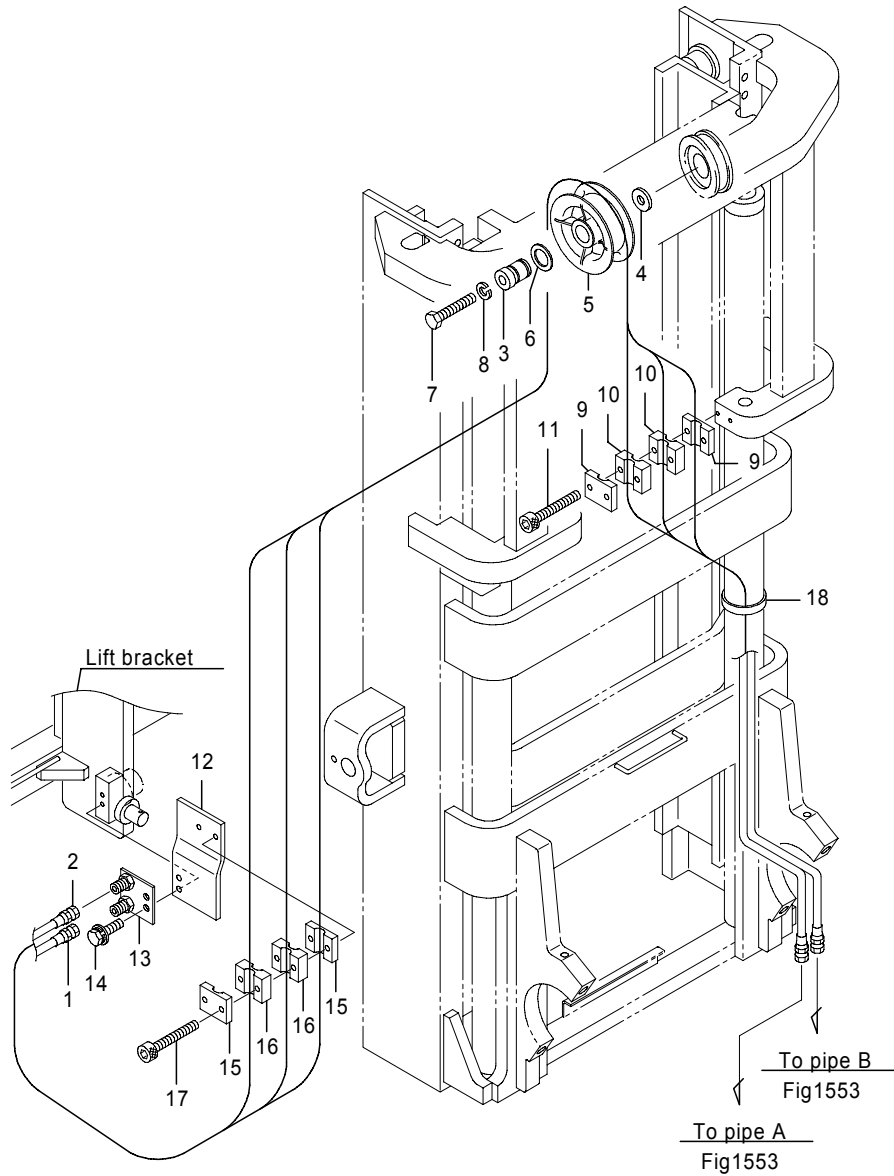


Fig.2080H MAST PIPING[Pm]  
 FB30P, Finger tip, w/Laser pointer

(A)=FB20P (D)=FB30P  
 (B)=FB25P (E)=  
 (C)=FB28P (F)=

No.	Parts No.	Parts Name	(A)	(B)	(C)	(D)	(E)	(F)	i/a	Remarks
7-1	0025-12070	Bolt (D=251A*****)				1			×	
8	0000-71012	Washer, lock				1				
9	14600-94940	Clamp, hose				2				
10	52000-58770	Clamp, hose				2				
11	0270-06055	Screw, cap				2				
12	52001-25170	Bracket, clamp				1				
13	52001-67940	Bracket comp., plug				1				
14	0018-06020	Bolt, w/washers				2				
15	14600-94940	Clamp, hose				2				
16	52000-58770	Clamp, hose				2				
17	0270-06055	Screw, cap				2				
18	37990-03500	Band				3				

Note :

Fig.2152A LIFT CYLINDER(1st)[Mm]  
FB20P/25P[Std]

1

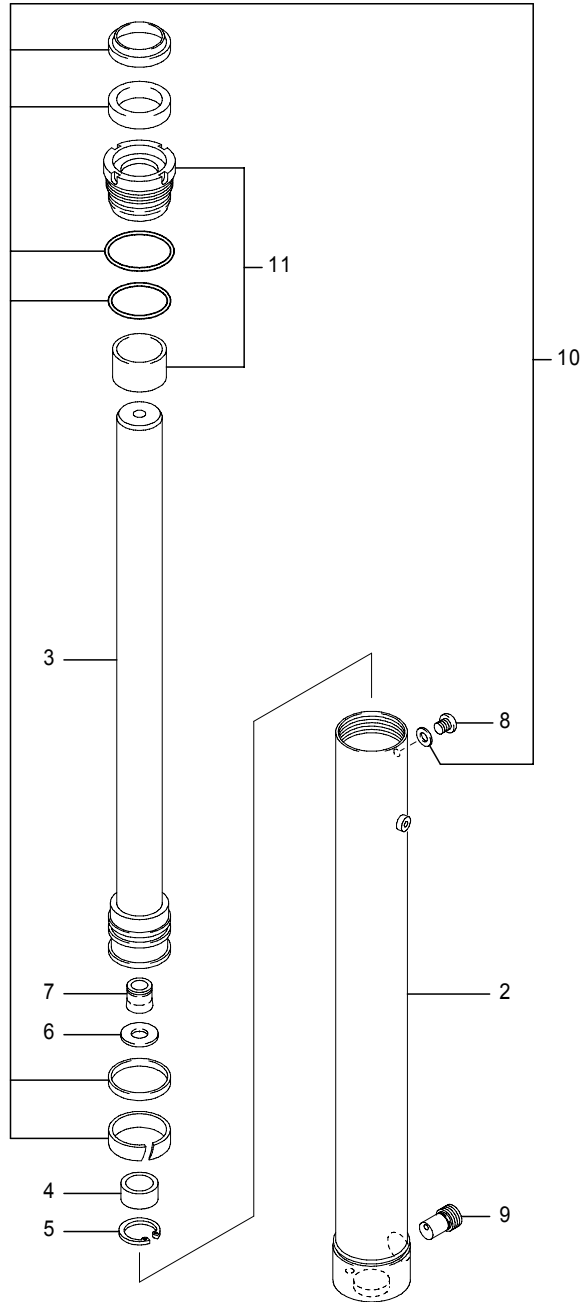


Fig.2152A LIFT CYLINDER(1st)[Mm]  
FB20P/25P[Std]

(A)=FB20P (D)=FB30P  
(B)=FB25P (E)=  
(C)=FB28P (F)=

No.	Parts No.	Parts Name	(A)	(B)	(C)	(D)	(E)	(F)	i/a	Remarks
1	70001-50200	Cylinder ass'y(1st)	1	1						MLH3300
1-1	70001-50201	Cylinder ass'y(1st) (A=241AC6833-)(B=241AC6833-)	1	1						MLH3300
1	31850-21180	Cylinder ass'y(1st)	1	1						MLH3500
	31850-21190	Cylinder ass'y(1st)	1	1						MLH3700
	31850-21200	Cylinder ass'y(1st)	1	1						MLH4000
	31850-21210	Cylinder ass'y(1st)	1	1						MLH4300
	31850-21220	Cylinder ass'y(1st)	1	1						MLH4500
	31850-21230	Cylinder ass'y(1st)	1	1						MLH4700
	31850-21240	Cylinder ass'y(1st)	1	1						MLH5000
	31850-21250	Cylinder ass'y(1st)	1	1						MLH5300
	31850-21260	Cylinder ass'y(1st)	1	1						MLH5500
	31850-21270	Cylinder ass'y(1st)	1	1						MLH5700
	31850-21280	Cylinder ass'y(1st)	1	1						MLH6000
	31850-21290	Cylinder ass'y(1st)	1	1						MLH6300
	31850-21300	Cylinder ass'y(1st)	1	1						MLH6500
	31850-21310	Cylinder ass'y(1st)	1	1						MLH6700
	31850-21320	Cylinder ass'y(1st)	1	1						MLH7000
2	31851-30810	Tube ass'y, cylinder	1	1						MLH3500
	31851-30820	Tube ass'y, cylinder	1	1						MLH3700
	31851-30830	Tube ass'y, cylinder	1	1						MLH4000
	31851-30840	Tube ass'y, cylinder	1	1						MLH4300
	31851-30850	Tube ass'y, cylinder	1	1						MLH4500
	31851-30860	Tube ass'y, cylinder	1	1						MLH4700
	31851-30870	Tube ass'y, cylinder	1	1						MLH5000
	31851-30880	Tube ass'y, cylinder	1	1						MLH5300
	31851-30890	Tube ass'y, cylinder	1	1						MLH5500
	31851-30900	Tube ass'y, cylinder	1	1						MLH5700
	31851-30910	Tube ass'y, cylinder	1	1						MLH6000
	31851-30920	Tube ass'y, cylinder	1	1						MLH6300
	31851-30930	Tube ass'y, cylinder	1	1						MLH6500
	31851-30940	Tube ass'y, cylinder	1	1						MLH6700
	31851-30950	Tube ass'y, cylinder	1	1						MLH7000
3	31851-31100	Rod ass'y, piston	1	1						MLH3500
	31851-31110	Rod ass'y, piston	1	1						MLH3700

Note :

Fig.2152A LIFT CYLINDER(1st)[Mm]  
FB20P/25P[Std]

1  
▲

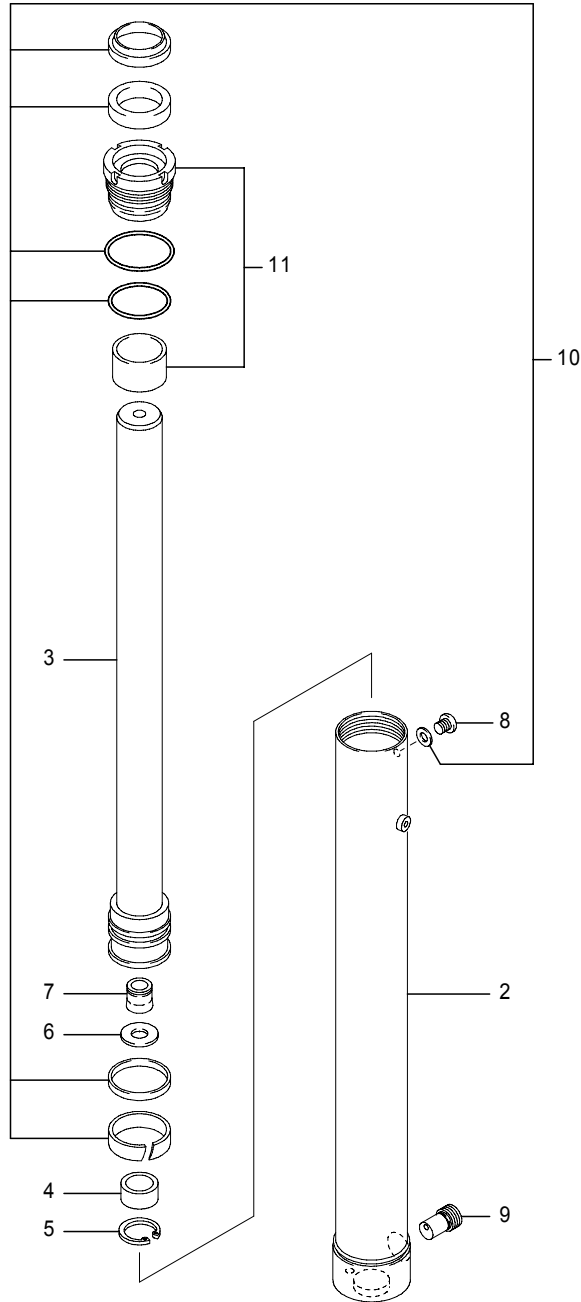


Fig.2152A LIFT CYLINDER(1st)[Mm]  
FB20P/25P[Std]

(A)=FB20P (D)=FB30P  
(B)=FB25P (E)=  
(C)=FB28P (F)=

No.	Parts No.	Parts Name	(A)	(B)	(C)	(D)	(E)	(F)	i/a	Remarks
3	31851-31120	Rod ass'y, piston	1	1						MLH4000
	31851-31130	Rod ass'y, piston	1	1						MLH4300
	31851-31140	Rod ass'y, piston	1	1						MLH4500
	31851-31150	Rod ass'y, piston	1	1						MLH4700
	31851-31160	Rod ass'y, piston	1	1						MLH5000
	31851-31170	Rod ass'y, piston	1	1						MLH5300
	31851-31180	Rod ass'y, piston	1	1						MLH5500
	31851-31190	Rod ass'y, piston	1	1						MLH5700
	31851-31200	Rod ass'y, piston	1	1						MLH6000
	31851-31210	Rod ass'y, piston	1	1						MLH6300
	31851-31220	Rod ass'y, piston	1	1						MLH6500
	31851-31230	Rod ass'y, piston	1	1						MLH6700
	31851-31240	Rod ass'y, piston	1	1						MLH7000
4	31851-34310	Cushion, bearing	1	1						
5	31851-34300	Ring, snap	1	1						
6	31851-34290	Plate	1	1						
7	31851-32200	Valve, check	1	1						
8	31851-32210	Plug	1	1						
9	31851-10720	Valve, down safety	1	1						
10	31851-32440	KIT, repair	1	1						
11	31851-32450	KIT, head	1	1						

Note :

Fig.2152B LIFT CYLINDER(1st)[Mm]  
FB20P/25P[CS/FCS/RP/DRP]

1

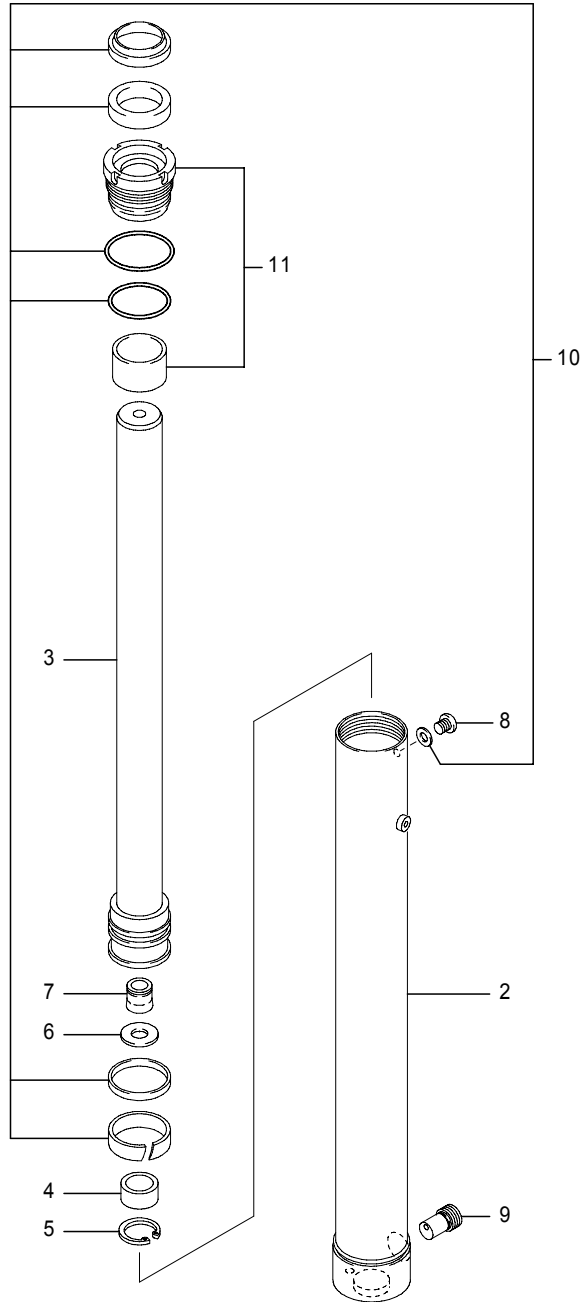


Fig.2152B LIFT CYLINDER(1st)[Mm]  
FB20P/25P[CS/FCS/RP/DRP]

(A)=FB20P (D)=FB30P  
(B)=FB25P (E)=  
(C)=FB28P (F)=

No.	Parts No.	Parts Name	(A)	(B)	(C)	(D)	(E)	(F)	i/a	Remarks
1	31850-36210	Cylinder ass'y(1st)	1	1						MLH3300
	31850-36220	Cylinder ass'y(1st)	1	1						MLH3500
	31850-36230	Cylinder ass'y(1st)	1	1						MLH3700
	31850-36240	Cylinder ass'y(1st)	1	1						MLH4000
	31850-36250	Cylinder ass'y(1st)	1	1						MLH4300
	31850-36260	Cylinder ass'y(1st)	1	1						MLH4500
	31850-36270	Cylinder ass'y(1st)	1	1						MLH4700
	31850-36280	Cylinder ass'y(1st)	1	1						MLH5000
	31850-36290	Cylinder ass'y(1st)	1	1						MLH5300
	31850-36300	Cylinder ass'y(1st)	1	1						MLH5500
2	31850-36310	Cylinder ass'y(1st)	1	1						MLH5700
	31850-36320	Cylinder ass'y(1st)	1	1						MLH6000
	31850-36330	Cylinder ass'y(1st)	1	1						MLH6300
	31850-36340	Cylinder ass'y(1st)	1	1						MLH6500
	31851-30800	Tube ass'y, cylinder	1	1						MLH3300
	31851-30810	Tube ass'y, cylinder	1	1						MLH3500
	31851-30820	Tube ass'y, cylinder	1	1						MLH3700
	31851-30830	Tube ass'y, cylinder	1	1						MLH4000
	31851-30840	Tube ass'y, cylinder	1	1						MLH4300
	31851-30850	Tube ass'y, cylinder	1	1						MLH4500
3	31851-30860	Tube ass'y, cylinder	1	1						MLH4700
	31851-30870	Tube ass'y, cylinder	1	1						MLH5000
	31851-30880	Tube ass'y, cylinder	1	1						MLH5300
	31851-30890	Tube ass'y, cylinder	1	1						MLH5500
	31851-30900	Tube ass'y, cylinder	1	1						MLH5700
	31851-30910	Tube ass'y, cylinder	1	1						MLH6000
	31851-30920	Tube ass'y, cylinder	1	1						MLH6300
	31851-30930	Tube ass'y, cylinder	1	1						MLH6500
	31851-31090	Rod ass'y, piston	1	1						MLH3300
	31851-31100	Rod ass'y, piston	1	1						MLH3500
	31851-31110	Rod ass'y, piston	1	1						MLH3700
	31851-31120	Rod ass'y, piston	1	1						MLH4000
	31851-31130	Rod ass'y, piston	1	1						MLH4300
	31851-31140	Rod ass'y, piston	1	1						MLH4500
	31851-31150	Rod ass'y, piston	1	1						MLH4700

Note :

Fig.2152B LIFT CYLINDER(1st)[Mm]  
FB20P/25P[CS/FCS/RP/DRP]

1  
▲

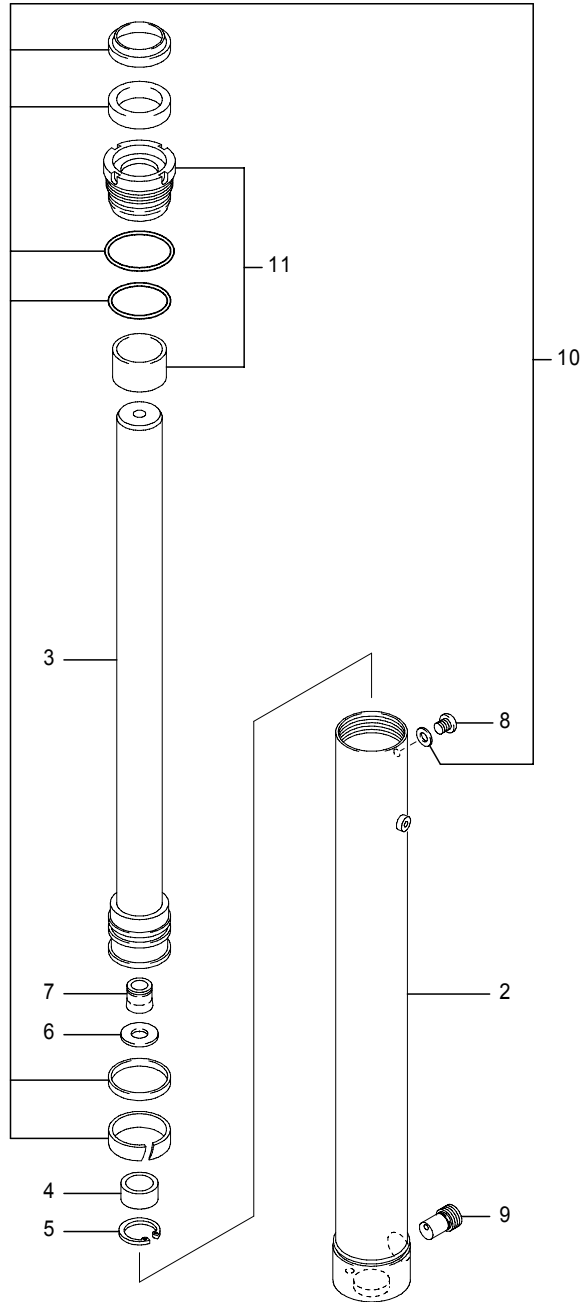


Fig.2152B LIFT CYLINDER(1st)[Mm]  
FB20P/25P[CS/FCS/RP/DRP]

(A)=FB20P (D)=FB30P  
(B)=FB25P (E)=  
(C)=FB28P (F)=

No.	Parts No.	Parts Name	(A)	(B)	(C)	(D)	(E)	(F)	i/a	Remarks
3	31851-31160	Rod ass'y, piston	1	1						MLH5000
	31851-31170	Rod ass'y, piston	1	1						MLH5300
	31851-31180	Rod ass'y, piston	1	1						MLH5500
	31851-31190	Rod ass'y, piston	1	1						MLH5700
	31851-31200	Rod ass'y, piston	1	1						MLH6000
	31851-31210	Rod ass'y, piston	1	1						MLH6300
	31851-31220	Rod ass'y, piston	1	1						MLH6500
4	31851-34310	Cushion, bearing	1	1						
5	31851-34300	Ring, snap	1	1						
6	31851-32490	Plate	1	1						
7	31851-32200	Valve, check	1	1						
8	31851-32210	Plug	1	1						
9	31851-10720	Valve, down safety	1	1						
10	31851-36430	KIT, repair	1	1						
11	31851-36390	KIT, head	1	1						

Note :



Fig.2152C LIFT CYLINDER(1st)[Mm]  
FB28P/30P[Std]

1

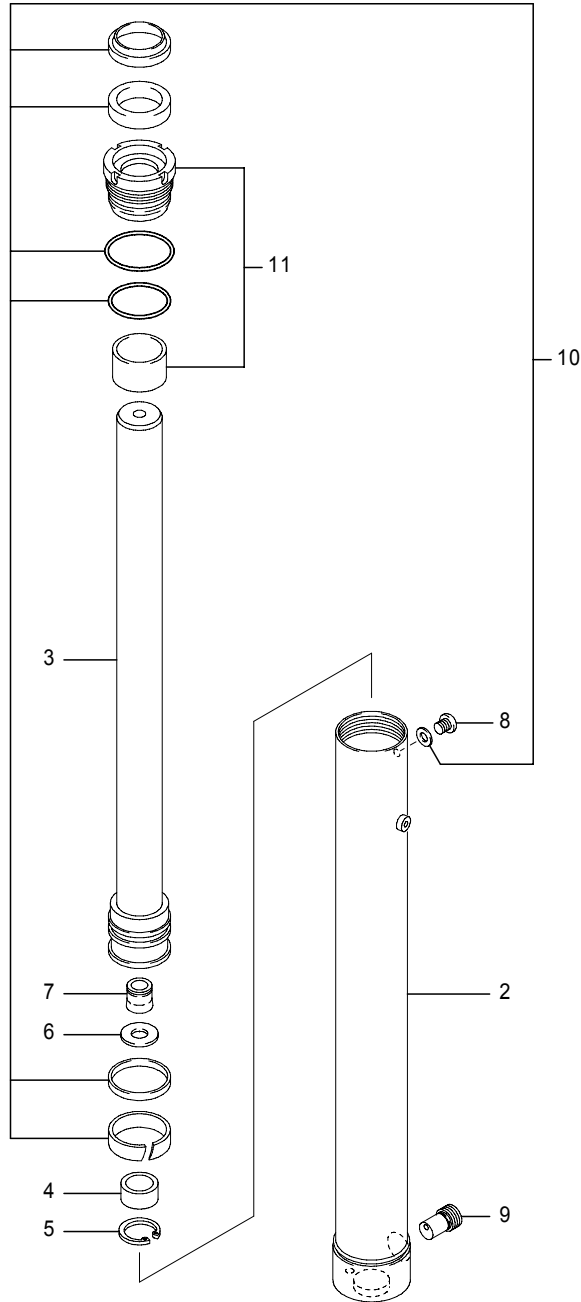


Fig.2152C LIFT CYLINDER(1st)[Mm]  
FB28P/30P[Std]

(A)=FB20P (D)=FB30P  
(B)=FB25P (E)=  
(C)=FB28P (F)=

No.	Parts No.	Parts Name	(A)	(B)	(C)	(D)	(E)	(F)	i/a	Remarks
1	31850-23340	Cylinder ass'y(1st)				1	1			MLH3300
	31850-23350	Cylinder ass'y(1st)				1	1			MLH3500
	31850-23360	Cylinder ass'y(1st)				1	1			MLH3700
	31850-23370	Cylinder ass'y(1st)				1	1			MLH4000
	31850-23380	Cylinder ass'y(1st)				1	1			MLH4300
	31850-23390	Cylinder ass'y(1st)				1	1			MLH4500
	31850-23400	Cylinder ass'y(1st)				1	1			MLH4700
	31850-23410	Cylinder ass'y(1st)				1	1			MLH5000
	31850-23420	Cylinder ass'y(1st)				1	1			MLH5300
	31850-23430	Cylinder ass'y(1st)				1	1			MLH5500
	31850-23440	Cylinder ass'y(1st)				1	1			MLH5700
31850-23450	Cylinder ass'y(1st)				1	1			MLH6000	
31850-23460	Cylinder ass'y(1st)				1	1			MLH6300	
31850-23470	Cylinder ass'y(1st)				1	1			MLH6500	
31850-23480	Cylinder ass'y(1st)				1	1			MLH6700	
31850-23490	Cylinder ass'y(1st)				1	1			MLH7000	
2	31851-31400	Tube ass'y, cylinder				1	1			MLH3300
	31851-31410	Tube ass'y, cylinder				1	1			MLH3500
	31851-31420	Tube ass'y, cylinder				1	1			MLH3700
	31851-31430	Tube ass'y, cylinder				1	1			MLH4000
	31851-31440	Tube ass'y, cylinder				1	1			MLH4300
	31851-31450	Tube ass'y, cylinder				1	1			MLH4500
	31851-31460	Tube ass'y, cylinder				1	1			MLH4700
	31851-31470	Tube ass'y, cylinder				1	1			MLH5000
	31851-31480	Tube ass'y, cylinder				1	1			MLH5300
	31851-31490	Tube ass'y, cylinder				1	1			MLH5500
	31851-31500	Tube ass'y, cylinder				1	1			MLH5700
31851-31510	Tube ass'y, cylinder				1	1			MLH6000	
31851-31520	Tube ass'y, cylinder				1	1			MLH6300	
31851-31530	Tube ass'y, cylinder				1	1			MLH6500	
31851-31540	Tube ass'y, cylinder				1	1			MLH6700	
31851-31550	Tube ass'y, cylinder				1	1			MLH7000	
3	31851-31640	Rod ass'y, piston				1	1			MLH3300
	31851-31650	Rod ass'y, piston				1	1			MLH3500
	31851-31660	Rod ass'y, piston				1	1			MLH3700

Note :

Fig.2152C LIFT CYLINDER(1st)[Mm]  
FB28P/30P[Std]

1  
▲

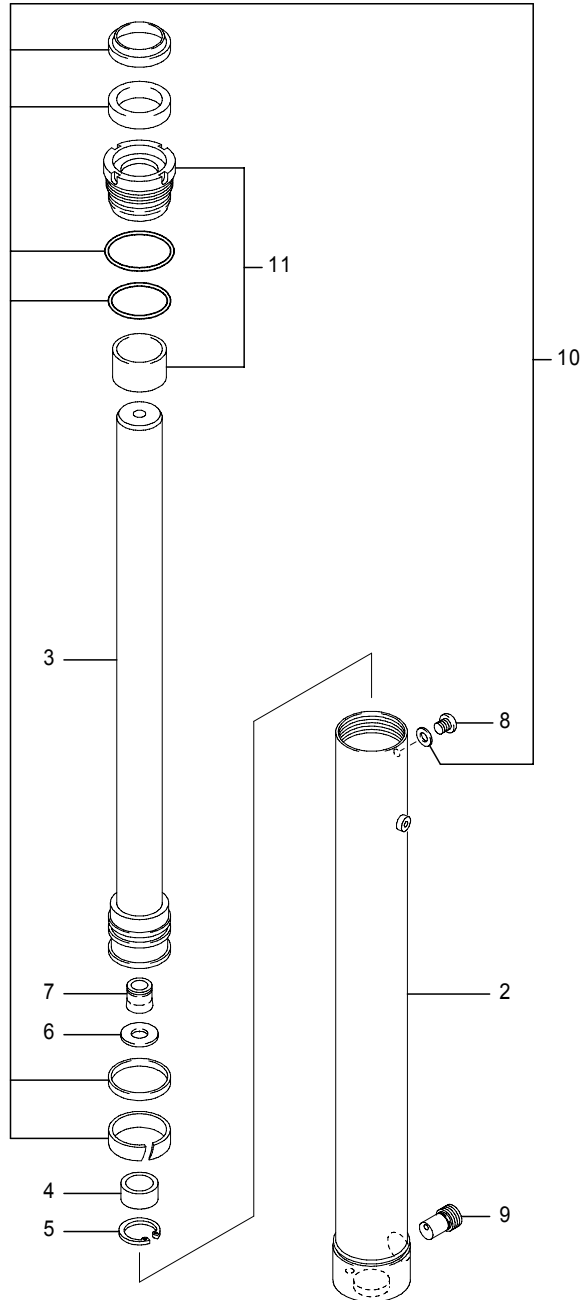


Fig.2152C LIFT CYLINDER(1st)[Mm]  
FB28P/30P[Std]

(A)=FB20P (D)=FB30P  
(B)=FB25P (E)=  
(C)=FB28P (F)=

No.	Parts No.	Parts Name	(A)	(B)	(C)	(D)	(E)	(F)	i/a	Remarks
3	31851-31670	Rod ass'y, piston				1	1			MLH4000
	31851-31680	Rod ass'y, piston				1	1			MLH4300
	31851-31690	Rod ass'y, piston				1	1			MLH4500
	31851-31700	Rod ass'y, piston				1	1			MLH4700
	31851-31710	Rod ass'y, piston				1	1			MLH5000
	31851-31720	Rod ass'y, piston				1	1			MLH5300
	31851-31730	Rod ass'y, piston				1	1			MLH5500
	31851-31740	Rod ass'y, piston				1	1			MLH5700
	31851-31750	Rod ass'y, piston				1	1			MLH6000
	31851-31760	Rod ass'y, piston				1	1			MLH6300
	31851-31770	Rod ass'y, piston				1	1			MLH6500
	31851-31780	Rod ass'y, piston				1	1			MLH6700
	31851-31790	Rod ass'y, piston				1	1			MLH7000
4	31851-34310	Cushion, bearing				1	1			
5	31851-34300	Ring, snap				1	1			
6	31851-34290	Plate				1	1			
7	31851-32200	Valve, check				1	1			
8	31851-32210	Plug				1	1			
9	31851-32540	Valve, down safety				1	1			
10	31851-32550	KIT, repair				1	1			
11	31851-32560	KIT, head				1	1			

Note :

Fig.2152D LIFT CYLINDER(1st)[Mm]  
FB28P/30P[CS/FCS/RP/DRP]

1

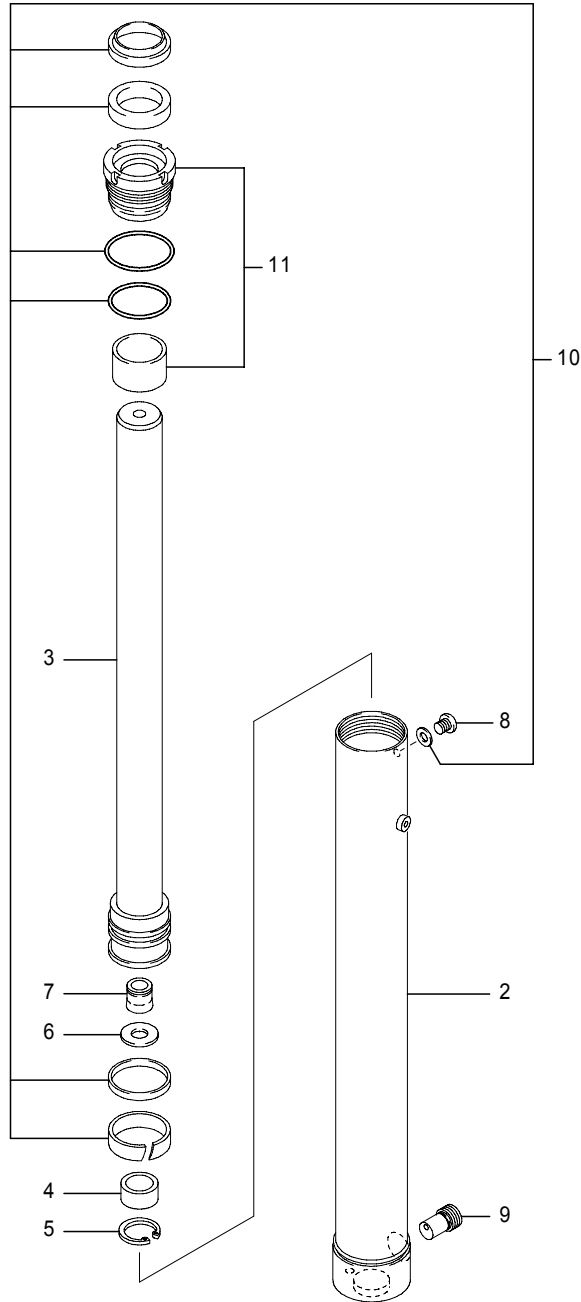


Fig.2152D LIFT CYLINDER(1st)[Mm]  
FB28P/30P[CS/FCS/RP/DRP]

(A)=FB20P (D)=FB30P  
(B)=FB25P (E)=  
(C)=FB28P (F)=

No.	Parts No.	Parts Name	(A)	(B)	(C)	(D)	(E)	(F)	i/a	Remarks
1	31850-36370	Cylinder ass'y(1st)				1	1			MLH3300
	31850-36380	Cylinder ass'y(1st)				1	1			MLH3500
	31850-36390	Cylinder ass'y(1st)				1	1			MLH3700
	31850-36400	Cylinder ass'y(1st)				1	1			MLH4000
	31850-36410	Cylinder ass'y(1st)				1	1			MLH4300
	31850-36420	Cylinder ass'y(1st)				1	1			MLH4500
	31850-36430	Cylinder ass'y(1st)				1	1			MLH4700
	31850-36440	Cylinder ass'y(1st)				1	1			MLH5000
	31850-36450	Cylinder ass'y(1st)				1	1			MLH5300
	31850-36460	Cylinder ass'y(1st)				1	1			MLH5500
	31850-36470	Cylinder ass'y(1st)				1	1			MLH5700
	31850-36480	Cylinder ass'y(1st)				1	1			MLH6000
	31850-36490	Cylinder ass'y(1st)				1	1			MLH6300
	31850-36500	Cylinder ass'y(1st)				1	1			MLH6500
	2	31851-31400	Tube ass'y, cylinder				1	1		
31851-31410		Tube ass'y, cylinder				1	1			MLH3500
31851-31420		Tube ass'y, cylinder				1	1			MLH3700
31851-31430		Tube ass'y, cylinder				1	1			MLH4000
31851-31440		Tube ass'y, cylinder				1	1			MLH4300
31851-31450		Tube ass'y, cylinder				1	1			MLH4500
31851-31460		Tube ass'y, cylinder				1	1			MLH4700
31851-31470		Tube ass'y, cylinder				1	1			MLH5000
31851-31480		Tube ass'y, cylinder				1	1			MLH5300
31851-31490		Tube ass'y, cylinder				1	1			MLH5500
31851-31500		Tube ass'y, cylinder				1	1			MLH5700
31851-31510		Tube ass'y, cylinder				1	1			MLH6000
31851-31520		Tube ass'y, cylinder				1	1			MLH6300
31851-31530		Tube ass'y, cylinder				1	1			MLH6500
3		31851-31640	Rod ass'y, piston				1	1		
	31851-31650	Rod ass'y, piston				1	1			MLH3500
	31851-31660	Rod ass'y, piston				1	1			MLH3700
	31851-31670	Rod ass'y, piston				1	1			MLH4000
	31851-31680	Rod ass'y, piston				1	1			MLH4300
	31851-31690	Rod ass'y, piston				1	1			MLH4500
	31851-31700	Rod ass'y, piston				1	1			MLH4700

Note :

Fig.2152D LIFT CYLINDER(1st)[Mm]  
FB28P/30P[CS/FCS/RP/DRP]

1  
▲

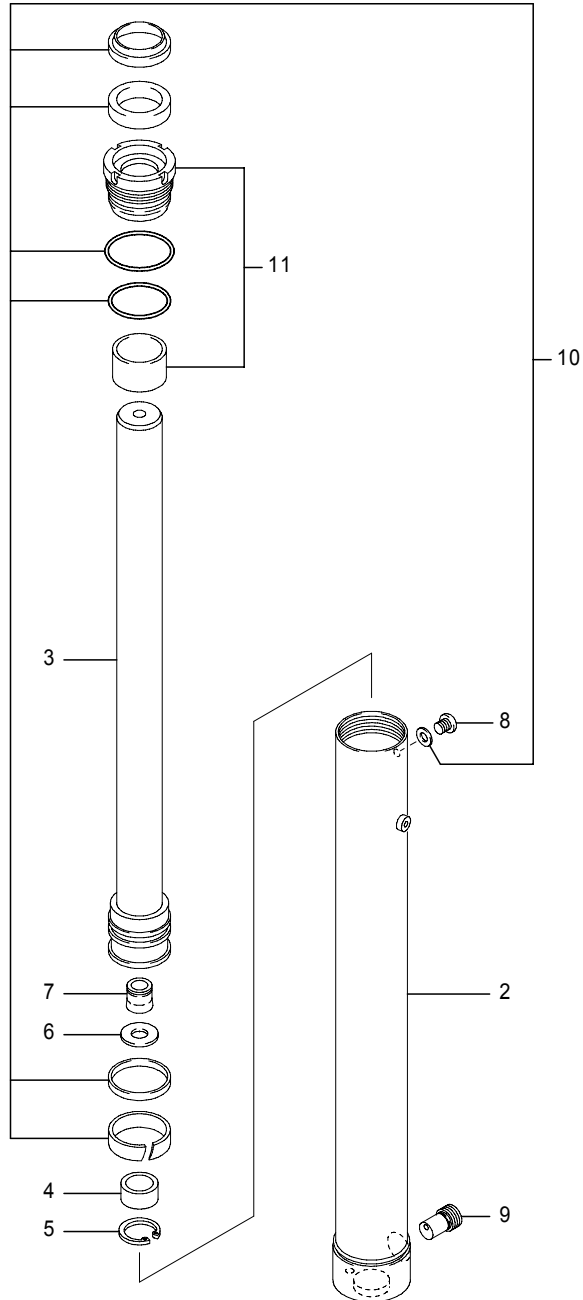


Fig.2152D LIFT CYLINDER(1st)[Mm]  
FB28P/30P[CS/FCS/RP/DRP]

(A)=FB20P (D)=FB30P  
(B)=FB25P (E)=  
(C)=FB28P (F)=

No.	Parts No.	Parts Name	(A)	(B)	(C)	(D)	(E)	(F)	i/a	Remarks
3	31851-31710	Rod ass'y, piston				1	1			MLH5000
	31851-31720	Rod ass'y, piston				1	1			MLH5300
	31851-31730	Rod ass'y, piston				1	1			MLH5500
	31851-31740	Rod ass'y, piston				1	1			MLH5700
	31851-31750	Rod ass'y, piston				1	1			MLH6000
	31851-31760	Rod ass'y, piston				1	1			MLH6300
	31851-31770	Rod ass'y, piston				1	1			MLH6500
4	31851-34310	Cushion, bearing				1	1			
5	31851-34300	Ring, snap				1	1			
6	31851-34290	Plate				1	1			
7	31851-32200	Valve, check				1	1			
8	31851-32210	Plug				1	1			
9	31851-32540	Valve, down safety				1	1			
10	31851-36440	KIT, repair				1	1			
11	31851-36400	KIT, head				1	1			

Note :

Fig.2153A LIFT CYLINDER(2nd)[Mm]  
FB20P/25P[Std]

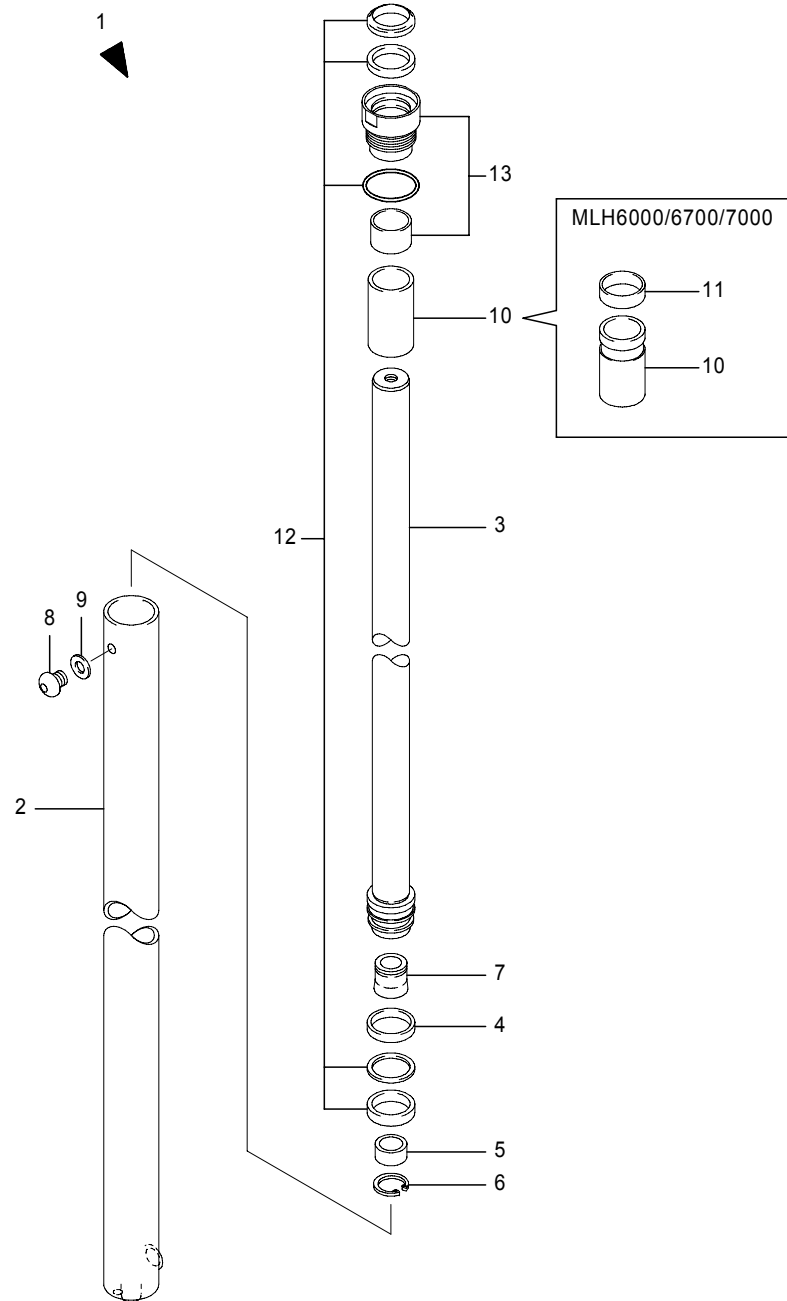


Fig.2153A LIFT CYLINDER(2nd)[Mm]  
FB20P/25P[Std]

(A)=FB20P (D)=FB30P  
(B)=FB25P (E)=  
(C)=FB28P (F)=

No.	Parts No.	Parts Name	(A)	(B)	(C)	(D)	(E)	(F)	i/a	Remarks	
1	31850-58400	Cylinder ass'y, lift	2	2						MLH3500	
	31850-58410	Cylinder ass'y, lift	2	2						MLH3700	
	31850-58420	Cylinder ass'y, lift	2	2						MLH4000	
	31850-58430	Cylinder ass'y, lift	2	2						MLH4300	
	31850-58440	Cylinder ass'y, lift	2	2						MLH4500	
	31850-58450	Cylinder ass'y, lift	2	2						MLH4700	
	31850-58460	Cylinder ass'y, lift	2	2						MLH5000	
	31850-58470	Cylinder ass'y, lift	2	2						MLH5300	
	31850-58480	Cylinder ass'y, lift	2	2						MLH5500	
	31850-58490	Cylinder ass'y, lift	2	2						MLH5700	
	31850-58500	Cylinder ass'y, lift	2	2						MLH6000	
	31850-58510	Cylinder ass'y, lift	2	2						MLH6300	
	31850-58520	Cylinder ass'y, lift	2	2						MLH6500	
	2	31850-62760	Tube ass'y, cylinder	2	2						MLH3500
		31850-62770	Tube ass'y, cylinder	2	2						MLH3700
		31850-62780	Tube ass'y, cylinder	2	2						MLH4000
		31850-62790	Tube ass'y, cylinder	2	2						MLH4300
		31850-62800	Tube ass'y, cylinder	2	2						MLH4500
		31850-62810	Tube ass'y, cylinder	2	2						MLH4700
		31850-62820	Tube ass'y, cylinder	2	2						MLH5000
31850-62830		Tube ass'y, cylinder	2	2						MLH5300	
31850-62840		Tube ass'y, cylinder	2	2						MLH5500	
31850-62850		Tube ass'y, cylinder	2	2						MLH5700	
31850-62860	Tube ass'y, cylinder	2	2						MLH6000		
31850-62870	Tube ass'y, cylinder	2	2						MLH6300		
31850-62880	Tube ass'y, cylinder	2	2						MLH6500		
3	31850-62640	Rod ass'y, piston	2	2						MLH3500	
	31850-62650	Rod ass'y, piston	2	2						MLH3700	
	31850-62920	Rod ass'y, piston	2	2						MLH4000	
	31850-62930	Rod ass'y, piston	2	2						MLH4300	
	31850-62670	Rod ass'y, piston	2	2						MLH4500	
	31850-62940	Rod ass'y, piston	2	2						MLH4700	
	31850-62680	Rod ass'y, piston	2	2						MLH5000	
	31850-62690	Rod ass'y, piston	2	2						MLH5300	
	31850-62700	Rod ass'y, piston	2	2						MLH5500	

Note :

Fig.2153A LIFT CYLINDER(2nd)[Mm]  
FB20P/25P[Std]

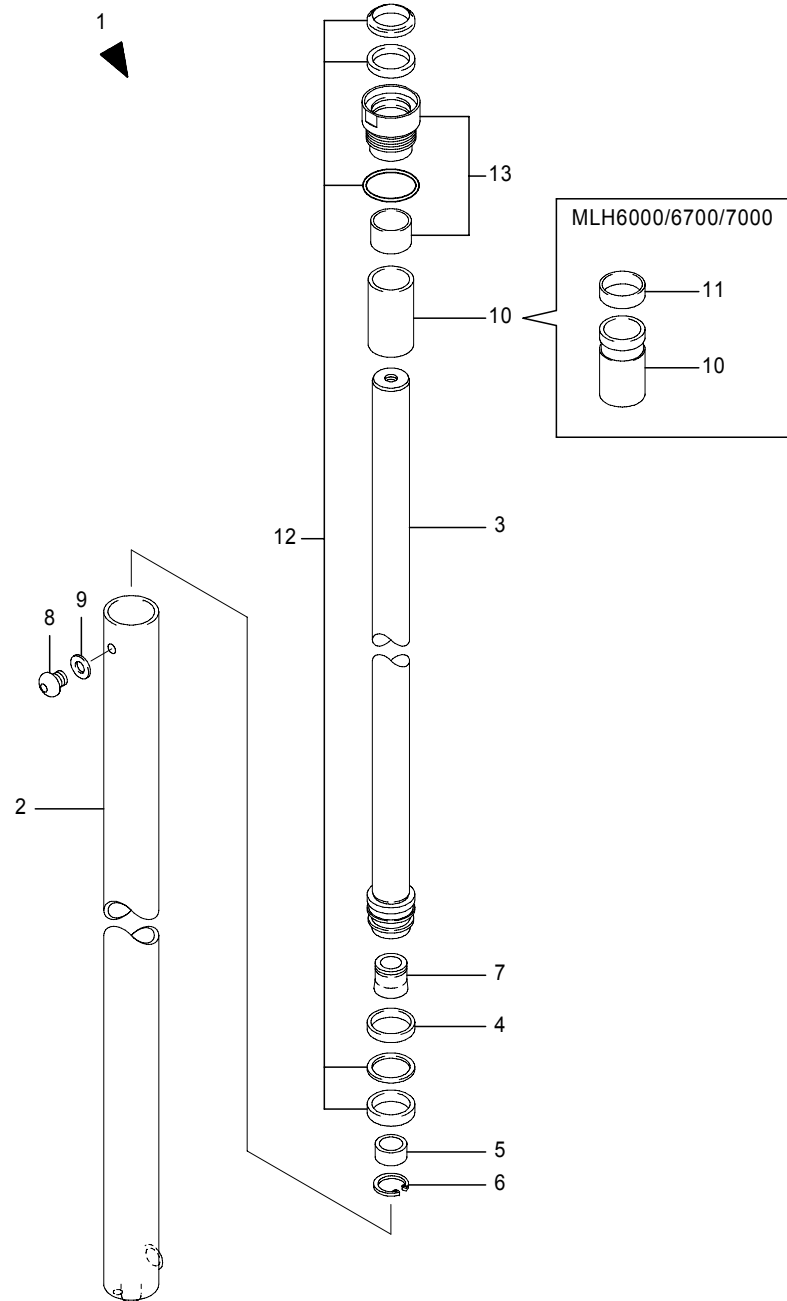


Fig.2153A LIFT CYLINDER(2nd)[Mm]  
FB20P/25P[Std]

(A)=FB20P (D)=FB30P  
(B)=FB25P (E)=  
(C)=FB28P (F)=

No.	Parts No.	Parts Name	(A)	(B)	(C)	(D)	(E)	(F)	i/a	Remarks
3	31850-62950	Rod ass'y, piston	2	2						MLH5700
	31850-62960	Rod ass'y, piston	2	2						MLH6000
	31850-62970	Rod ass'y, piston	2	2						MLH6300
	31850-62720	Rod ass'y, piston	2	2						MLH6500
4	31851-28630	Bushing	2	2						
5	31850-63070	Cushion, bearing	2	2						
6	31851-28980	Ring, snap	2	2						
7	31851-32200	Valve, check	2	2						
8	31851-32210	Plug	2	2						
9	31850-62360	Gasket	2	2						
10	31851-30060	Spacer	2	2						MLH3500/4700/5000/5300
	31851-30070	Spacer	2	2						MLH3700/5500
	31851-30080	Spacer	2	2						MLH4500/5700
	31851-30090	Spacer	2	2						MLH6300
	31851-30100	Spacer	2	2						MLH6500
11	31851-28490	Ring, wear	2	2						MLH6000
12	31850-63080	KIT, repair	2	2						
13	31850-63090	KIT, head	2	2						

Note :

Fig.2153B LIFT CYLINDER(2nd)[Mm]  
FB20P/25P[CS/FCS/RP/DRP]

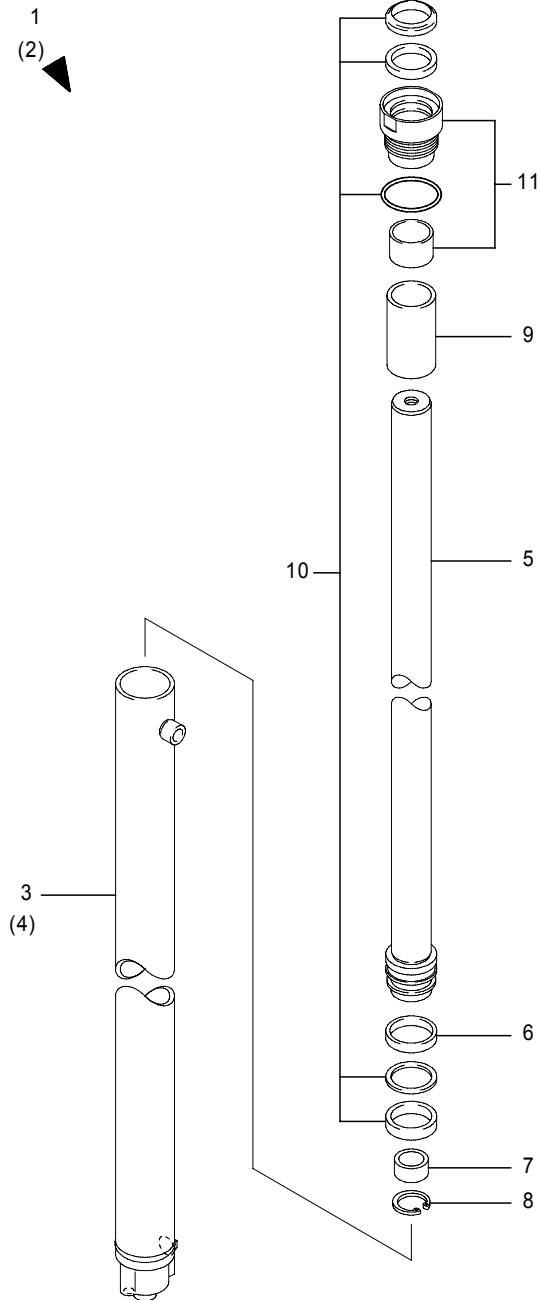


Fig.2153B LIFT CYLINDER(2nd)[Mm]  
FB20P/25P[CS/FCS/RP/DRP]

(A)=FB20P (D)=FB30P  
(B)=FB25P (E)=  
(C)=FB28P (F)=

No.	Parts No.	Parts Name	(A)	(B)	(C)	(D)	(E)	(F)	i/a	Remarks
1	31850-26230	Cylinder(L) ass'y, lift	1	1						MLH3500
	31850-26240	Cylinder(L) ass'y, lift	1	1						MLH3700
	31850-26250	Cylinder(L) ass'y, lift	1	1						MLH4000
	31850-26260	Cylinder(L) ass'y, lift	1	1						MLH4300
	31850-26270	Cylinder(L) ass'y, lift	1	1						MLH4500
	31850-26280	Cylinder(L) ass'y, lift	1	1						MLH4700
	31850-26290	Cylinder(L) ass'y, lift	1	1						MLH5000
	31850-26300	Cylinder(L) ass'y, lift	1	1						MLH5300
	31850-26310	Cylinder(L) ass'y, lift	1	1						MLH5500
	31850-26320	Cylinder(L) ass'y, lift	1	1						MLH5700
	31850-26330	Cylinder(L) ass'y, lift	1	1						MLH6000
31850-26340	Cylinder(L) ass'y, lift	1	1						MLH6300	
31850-26350	Cylinder(L) ass'y, lift	1	1						MLH6500	
2	31850-26440	Cylinder(R) ass'y, lift	1	1						MLH3500
	31850-26450	Cylinder(R) ass'y, lift	1	1						MLH3700
	31850-26460	Cylinder(R) ass'y, lift	1	1						MLH4000
	31850-26470	Cylinder(R) ass'y, lift	1	1						MLH4300
	31850-26480	Cylinder(R) ass'y, lift	1	1						MLH4500
	31850-26490	Cylinder(R) ass'y, lift	1	1						MLH4700
	31850-26500	Cylinder(R) ass'y, lift	1	1						MLH5000
	31850-26510	Cylinder(R) ass'y, lift	1	1						MLH5300
	31850-26520	Cylinder(R) ass'y, lift	1	1						MLH5500
	31850-26530	Cylinder(R) ass'y, lift	1	1						MLH5700
	31850-26540	Cylinder(R) ass'y, lift	1	1						MLH6000
	31850-26550	Cylinder(R) ass'y, lift	1	1						MLH6300
	31850-26560	Cylinder(R) ass'y, lift	1	1						MLH6500
	3	31851-20950	Tube(L) ass'y, cylinder	1	1					
31851-20960		Tube(L) ass'y, cylinder	1	1						MLH3700
31851-20970		Tube(L) ass'y, cylinder	1	1						MLH4000
31851-20980		Tube(L) ass'y, cylinder	1	1						MLH4300
31851-20990		Tube(L) ass'y, cylinder	1	1						MLH4500
31851-21000		Tube(L) ass'y, cylinder	1	1						MLH4700
31851-21010		Tube(L) ass'y, cylinder	1	1						MLH5000
31851-21020	Tube(L) ass'y, cylinder	1	1						MLH5300	
31851-21030	Tube(L) ass'y, cylinder	1	1						MLH5500	

Note :

Fig.2153B LIFT CYLINDER(2nd)[Mm]  
FB20P/25P[CS/FCS/RP/DRP]

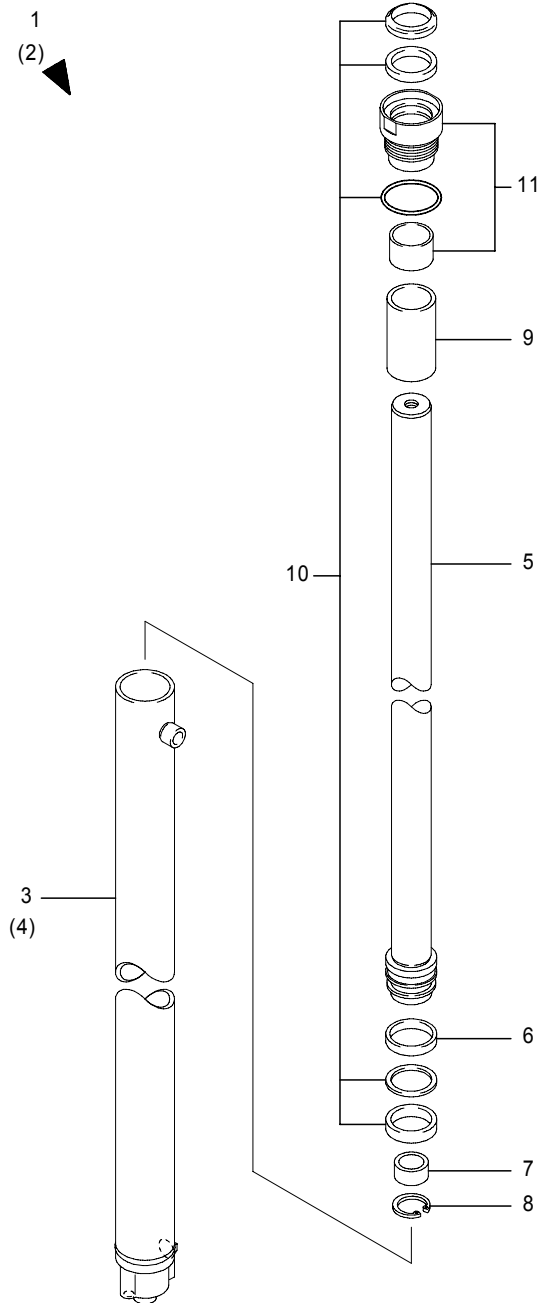


Fig.2153B LIFT CYLINDER(2nd)[Mm]  
FB20P/25P[CS/FCS/RP/DRP]

(A)=FB20P (D)=FB30P  
(B)=FB25P (E)=  
(C)=FB28P (F)=

No.	Parts No.	Parts Name	(A)	(B)	(C)	(D)	(E)	(F)	i/a	Remarks	
3	31851-21040	Tube(L) ass'y, cylinder	1	1						MLH5700	
	31851-21050	Tube(L) ass'y, cylinder	1	1						MLH6000	
	31851-21060	Tube(L) ass'y, cylinder	1	1						MLH6300	
	31851-21070	Tube(L) ass'y, cylinder	1	1						MLH6500	
4	31851-21170	Tube(R) ass'y, cylinder	1	1						MLH3500	
	31851-21180	Tube(R) ass'y, cylinder	1	1						MLH3700	
	31851-21190	Tube(R) ass'y, cylinder	1	1						MLH4000	
	31851-21200	Tube(R) ass'y, cylinder	1	1						MLH4300	
	31851-21210	Tube(R) ass'y, cylinder	1	1						MLH4500	
	31851-21220	Tube(R) ass'y, cylinder	1	1						MLH4700	
	31851-21230	Tube(R) ass'y, cylinder	1	1						MLH5000	
	31851-21240	Tube(R) ass'y, cylinder	1	1						MLH5300	
	31851-21250	Tube(R) ass'y, cylinder	1	1						MLH5500	
	31851-21260	Tube(R) ass'y, cylinder	1	1						MLH5700	
	31851-21270	Tube(R) ass'y, cylinder	1	1						MLH6000	
	31851-21280	Tube(R) ass'y, cylinder	1	1						MLH6300	
	31851-21290	Tube(R) ass'y, cylinder	1	1						MLH6500	
	5	31851-29570	Rod ass'y, piston	2	2						MLH3500
		31851-29580	Rod ass'y, piston	2	2						MLH3700
		31851-29590	Rod ass'y, piston	2	2						MLH4000
31851-29600		Rod ass'y, piston	2	2						MLH4300	
31851-29610		Rod ass'y, piston	2	2						MLH4500	
31851-29620		Rod ass'y, piston	2	2						MLH4700	
31851-29630		Rod ass'y, piston	2	2						MLH5000	
31851-29640		Rod ass'y, piston	2	2						MLH5300	
31851-29650		Rod ass'y, piston	2	2						MLH5500	
31851-29660		Rod ass'y, piston	2	2						MLH5700	
31851-29670	Rod ass'y, piston	2	2						MLH6000		
31851-29680	Rod ass'y, piston	2	2						MLH6300		
31851-29690	Rod ass'y, piston	2	2						MLH6500		
6	31851-28630	Bushing	2	2							
7	31851-28670	Bearing, cushion	2	2							
8	31851-28980	Ring, snap	2	2							
9	31851-30060	Spacer	2	2						MLH3500/4700/5000/5300	
	31851-30070	Spacer	2	2						MLH3700/5500	

Note :



Fig.2153B LIFT CYLINDER(2nd)[Mm]  
FB20P/25P[CS/FCS/RP/DRP]

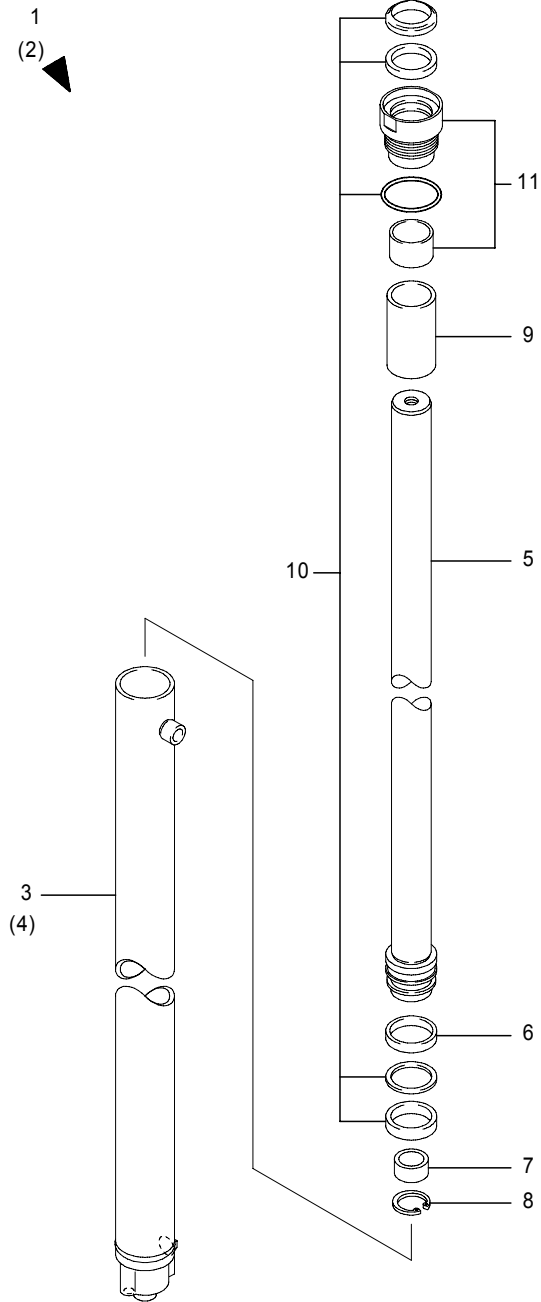


Fig.2153B LIFT CYLINDER(2nd)[Mm]  
FB20P/25P[CS/FCS/RP/DRP]

(A)=FB20P (D)=FB30P  
(B)=FB25P (E)=  
(C)=FB28P (F)=

No.	Parts No.	Parts Name	(A)	(B)	(C)	(D)	(E)	(F)	i/a	Remarks
9	31851-30080	Spacer	2	2						MLH4500/5700
	31851-30090	Spacer	2	2						MLH6300
	31851-30100	Spacer	2	2						MLH6500
10	31851-29180	KIT, repair	2	2						
11	31850-17530	KIT, head	2	2						

Note :

Fig.2153C LIFT CYLINDER(2nd)[Mm]  
FB28P/30P[Std]

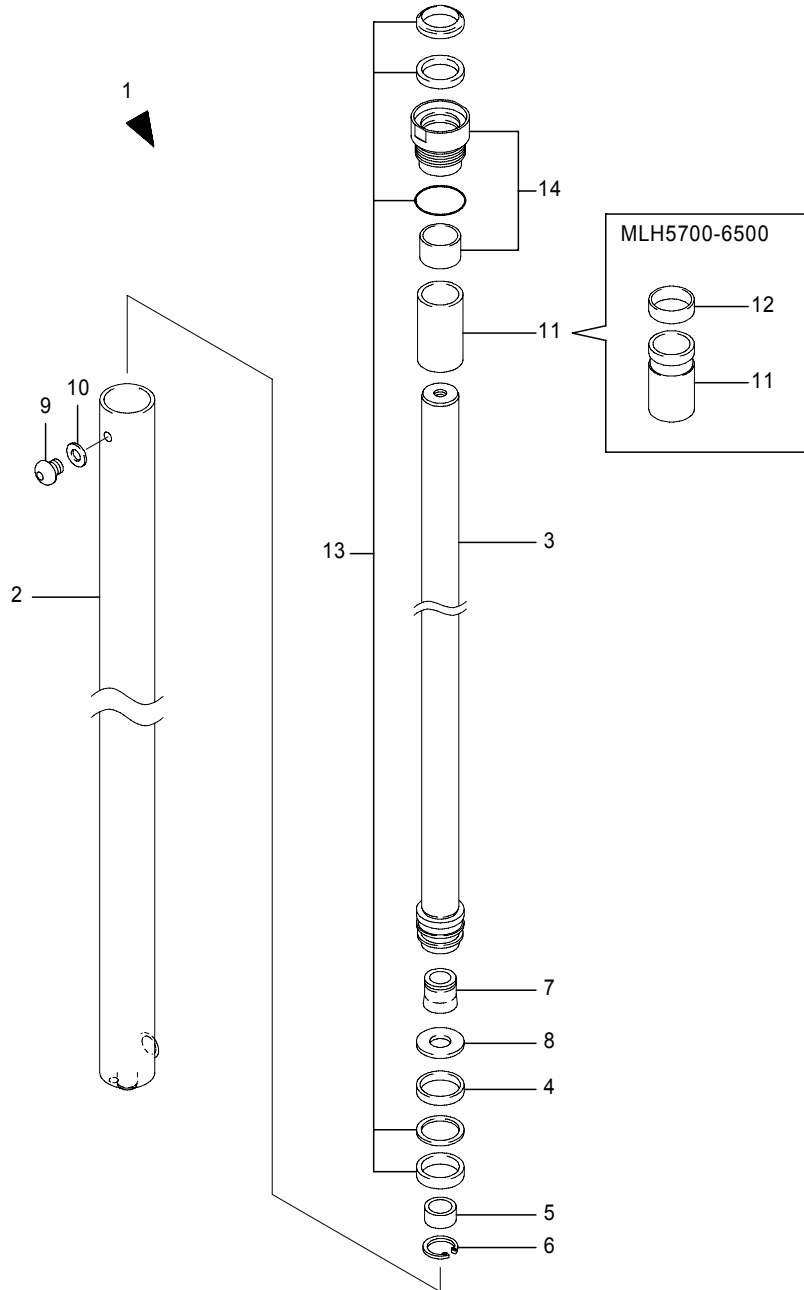


Fig.2153C LIFT CYLINDER(2nd)[Mm]  
FB28P/30P[Std]

(A)=FB20P (D)=FB30P  
(B)=FB25P (E)=  
(C)=FB28P (F)=

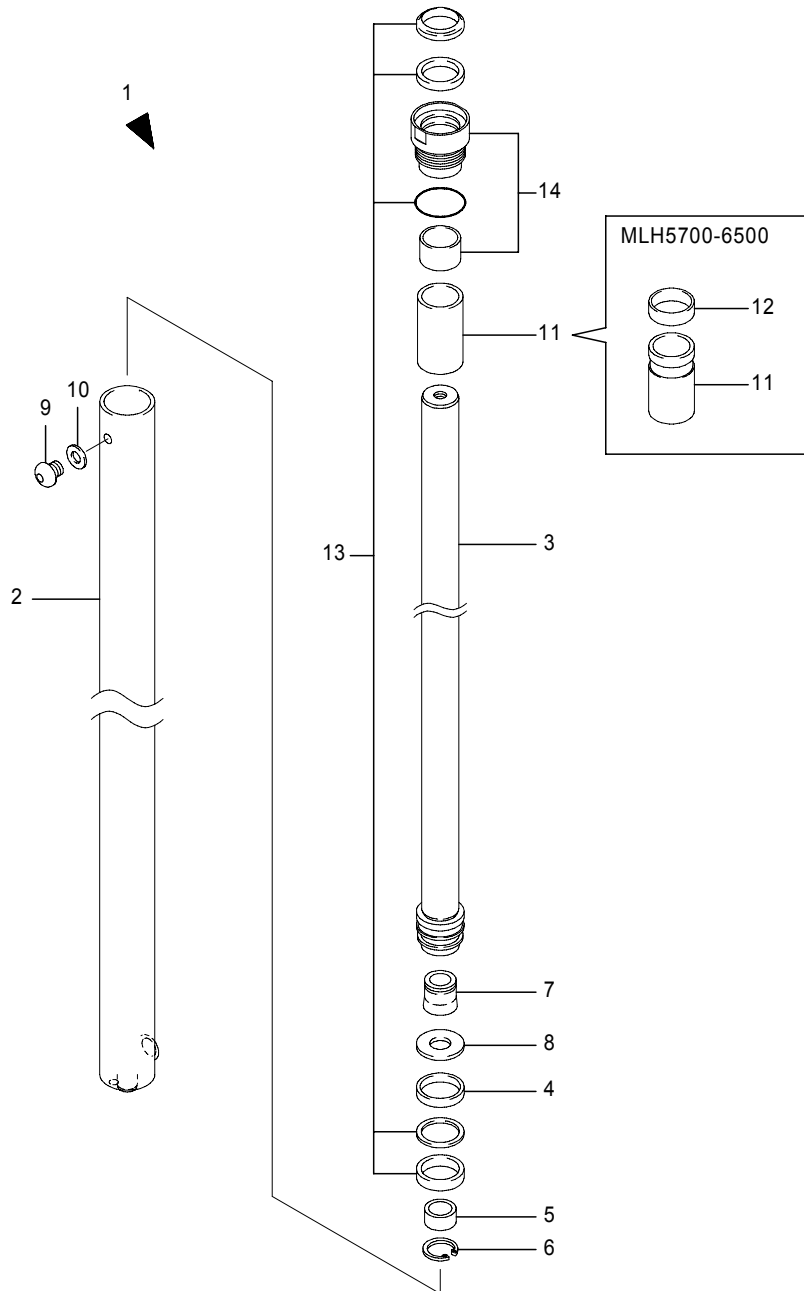
No.	Parts No.	Parts Name	(A)	(B)	(C)	(D)	(E)	(F)	i/a	Remarks
1	31850-58610	Cylinder ass'y, lift				2	2			MLH3500
	31850-58620	Cylinder ass'y, lift				2	2			MLH3700
	31850-58630	Cylinder ass'y, lift				2	2			MLH4000
	31850-58640	Cylinder ass'y, lift				2	2			MLH4300
	31850-58650	Cylinder ass'y, lift				2	2			MLH4500
	31850-58660	Cylinder ass'y, lift				2	2			MLH4700
	31850-58670	Cylinder ass'y, lift				2	2			MLH5000
	31850-58680	Cylinder ass'y, lift				2	2			MLH5300
	31850-58690	Cylinder ass'y, lift				2	2			MLH5500
	31850-58700	Cylinder ass'y, lift				2	2			MLH5700
2	31850-58710	Cylinder ass'y, lift				2	2			MLH6000
	31850-58720	Cylinder ass'y, lift				2	2			MLH6300
	31850-58730	Cylinder ass'y, lift				2	2			MLH6500
	31850-62040	Tube ass'y, cylinder				2	2			MLH3500
	31850-62050	Tube ass'y, cylinder				2	2			MLH3700
	31850-62060	Tube ass'y, cylinder				2	2			MLH4000
	31850-62070	Tube ass'y, cylinder				2	2			MLH4300
	31850-62080	Tube ass'y, cylinder				2	2			MLH4500
	31850-62090	Tube ass'y, cylinder				2	2			MLH4700
	31850-62100	Tube ass'y, cylinder				2	2			MLH5000
3	31850-62110	Tube ass'y, cylinder				2	2			MLH5300
	31850-62120	Tube ass'y, cylinder				2	2			MLH5500
	31850-62130	Tube ass'y, cylinder				2	2			MLH5700
	31850-62140	Tube ass'y, cylinder				2	2			MLH6000
	31850-62150	Tube ass'y, cylinder				2	2			MLH6300
	31850-62160	Tube ass'y, cylinder				2	2			MLH6500
	31850-61930	Rod ass'y, piston				2	2			MLH3500
	31850-62190	Rod ass'y, piston				2	2			MLH3700
	31850-62200	Rod ass'y, piston				2	2			MLH4000
	31850-61950	Rod ass'y, piston				2	2			MLH4300
31850-62210	Rod ass'y, piston				2	2			MLH4500	
31850-61960	Rod ass'y, piston				2	2			MLH4700	
31850-61970	Rod ass'y, piston				2	2			MLH5000	
31850-61980	Rod ass'y, piston				2	2			MLH5300	
31850-62220	Rod ass'y, piston				2	2			MLH5500	

Note :

Fig.2153C LIFT CYLINDER(2nd)[Mm]  
FB28P/30P[Std]

Fig.2153C LIFT CYLINDER(2nd)[Mm]  
FB28P/30P[Std]

(A)=FB20P (D)=FB30P  
(B)=FB25P (E)=  
(C)=FB28P (F)=



No.	Parts No.	Parts Name	(A)	(B)	(C)	(D)	(E)	(F)	i/a	Remarks
3	31850-62230	Rod ass'y, piston				2	2			MLH5700
	31850-62240	Rod ass'y, piston				2	2			MLH6000
	31850-62250	Rod ass'y, piston				2	2			MLH6300
	31850-62260	Rod ass'y, piston				2	2			MLH6500
4	31851-28640	Bushing				2	2			
5	31850-62450	Cushion, bearing				2	2			
6	31851-28970	Ring, snap				2	2			
7	31851-32200	Valve, check				2	2			
8	31851-32190	Plate				2	2			
9	31851-32210	Plug				2	2			
10	31850-62360	Gasket				2	2			
11	31851-30110	Spacer				2	2			MLH3500/4700/5000/5300
	31851-30120	Spacer				2	2			MLH3700/4000/4300/5500
	31851-30130	Spacer				2	2			MLH4500
12	31851-28500	Ring, wear				2	2			MLH5700/6000/6300/6500
13	31850-62460	KIT, repair				2	2			
14	31850-62470	KIT, head				2	2			

Note :

Fig.2153D LIFT CYLINDER(2nd)[Mm]  
FB28P/30P[CS/FCS/RP/DRP]

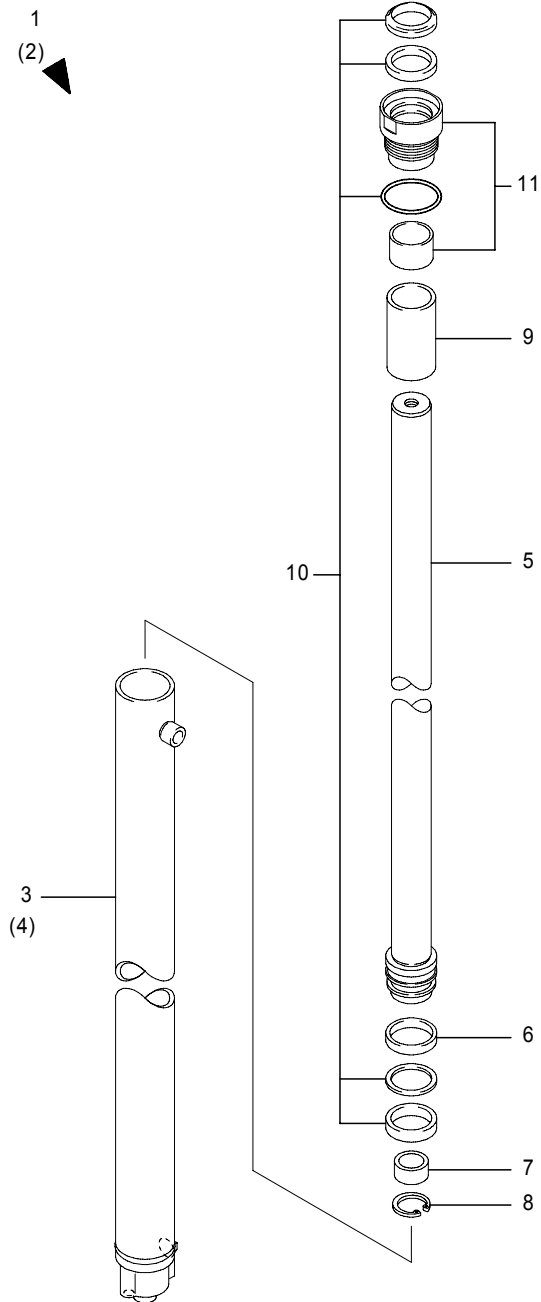


Fig.2153D LIFT CYLINDER(2nd)[Mm]  
FB28P/30P[CS/FCS/RP/DRP]

(A)=FB20P (D)=FB30P  
(B)=FB25P (E)=  
(C)=FB28P (F)=

No.	Parts No.	Parts Name	(A)	(B)	(C)	(D)	(E)	(F)	i/a	Remarks
1	70000-08370	Cylinder(L) ass'y, lift				1	1			MLH3500
	70000-08380	Cylinder(L) ass'y, lift				1	1			MLH3700
	70000-08390	Cylinder(L) ass'y, lift				1	1			MLH4000
	70000-08400	Cylinder(L) ass'y, lift				1	1			MLH4300
	70000-08410	Cylinder(L) ass'y, lift				1	1			MLH4500
	70000-08420	Cylinder(L) ass'y, lift				1	1			MLH4700
	70000-08430	Cylinder(L) ass'y, lift				1	1			MLH5000
	70000-08440	Cylinder(L) ass'y, lift				1	1			MLH5300
	70000-08450	Cylinder(L) ass'y, lift				1	1			MLH5500
	70000-08460	Cylinder(L) ass'y, lift				1	1			MLH5700
	70000-08470	Cylinder(L) ass'y, lift				1	1			MLH6000
2	70000-08480	Cylinder(L) ass'y, lift				1	1			MLH6300
	70000-08490	Cylinder(L) ass'y, lift				1	1			MLH6500
	70000-08140	Cylinder(R) ass'y, lift				1	1			MLH3500
	70000-08150	Cylinder(R) ass'y, lift				1	1			MLH3700
	70000-08160	Cylinder(R) ass'y, lift				1	1			MLH4000
	70000-08170	Cylinder(R) ass'y, lift				1	1			MLH4300
	70000-08180	Cylinder(R) ass'y, lift				1	1			MLH4500
	70000-08190	Cylinder(R) ass'y, lift				1	1			MLH4700
	70000-08200	Cylinder(R) ass'y, lift				1	1			MLH5000
	70000-08210	Cylinder(R) ass'y, lift				1	1			MLH5300
	70000-08220	Cylinder(R) ass'y, lift				1	1			MLH5500
	70000-08230	Cylinder(R) ass'y, lift				1	1			MLH5700
	70000-08240	Cylinder(R) ass'y, lift				1	1			MLH6000
	70000-08250	Cylinder(R) ass'y, lift				1	1			MLH6300
3	70000-08260	Cylinder(R) ass'y, lift				1	1			MLH6500
	70000-09150	Tube(L) ass'y, cylinder				1	1			MLH3500
	70000-09160	Tube(L) ass'y, cylinder				1	1			MLH3700
	70000-09170	Tube(L) ass'y, cylinder				1	1			MLH4000
	70000-09180	Tube(L) ass'y, cylinder				1	1			MLH4300
	70000-09190	Tube(L) ass'y, cylinder				1	1			MLH4500
	70000-09200	Tube(L) ass'y, cylinder				1	1			MLH4700
	70000-09210	Tube(L) ass'y, cylinder				1	1			MLH5000
70000-09220	Tube(L) ass'y, cylinder				1	1			MLH5300	
70000-09230	Tube(L) ass'y, cylinder				1	1			MLH5500	

Note :

Fig.2153D LIFT CYLINDER(2nd)[Mm]  
FB28P/30P[CS/FCS/RP/DRP]

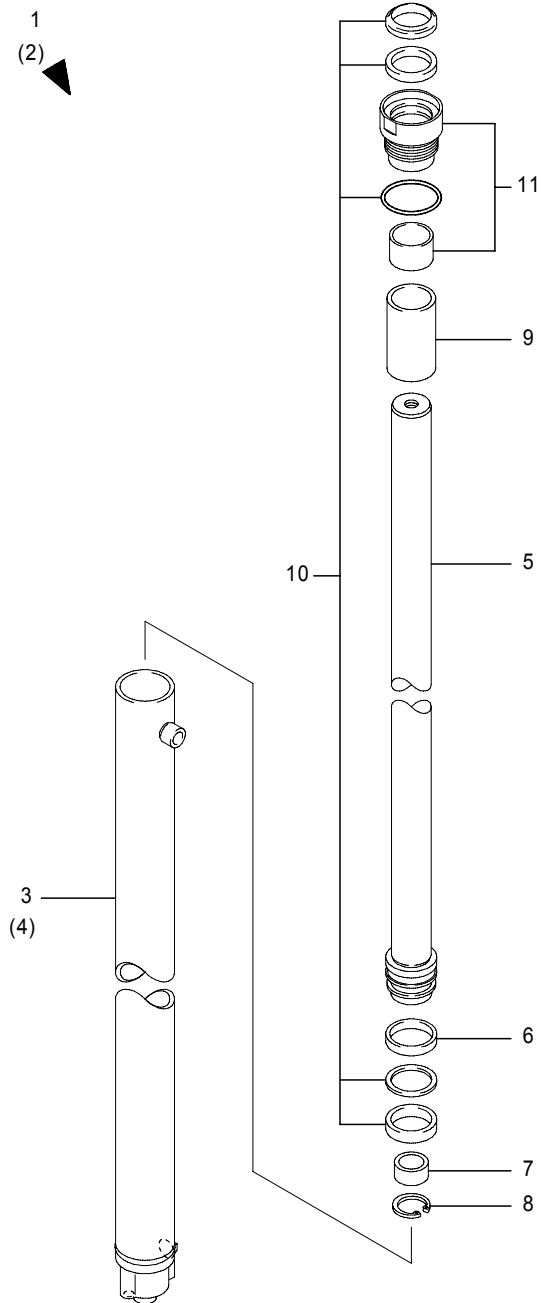


Fig.2153D LIFT CYLINDER(2nd)[Mm]  
FB28P/30P[CS/FCS/RP/DRP]

(A)=FB20P (D)=FB30P  
(B)=FB25P (E)=  
(C)=FB28P (F)=

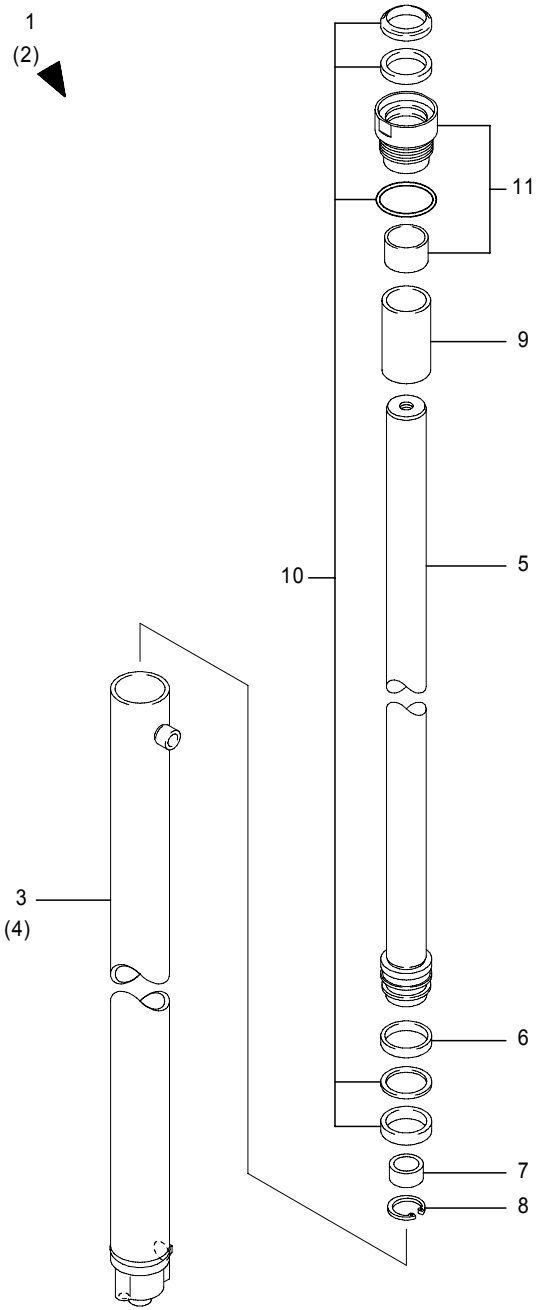
No.	Parts No.	Parts Name	(A)	(B)	(C)	(D)	(E)	(F)	i/a	Remarks
3	70000-09240	Tube(L) ass'y, cylinder				1	1			MLH5700
	70000-09250	Tube(L) ass'y, cylinder				1	1			MLH6000
	70000-09260	Tube(L) ass'y, cylinder				1	1			MLH6300
	70000-09270	Tube(L) ass'y, cylinder				1	1			MLH6500
4	70000-08940	Tube(R) ass'y, cylinder				1	1			MLH3500
	70000-08950	Tube(R) ass'y, cylinder				1	1			MLH3700
	70000-08960	Tube(R) ass'y, cylinder				1	1			MLH4000
	70000-08970	Tube(R) ass'y, cylinder				1	1			MLH4300
	70000-08980	Tube(R) ass'y, cylinder				1	1			MLH4500
	70000-08990	Tube(R) ass'y, cylinder				1	1			MLH4700
	70000-09000	Tube(R) ass'y, cylinder				1	1			MLH5000
	70000-09010	Tube(R) ass'y, cylinder				1	1			MLH5300
	70000-09020	Tube(R) ass'y, cylinder				1	1			MLH5500
	70000-09030	Tube(R) ass'y, cylinder				1	1			MLH5700
5	70000-09040	Tube(R) ass'y, cylinder				1	1			MLH6000
	70000-09050	Tube(R) ass'y, cylinder				1	1			MLH6300
	70000-09060	Tube(R) ass'y, cylinder				1	1			MLH6500
	70000-10750	Rod ass'y, piston				2	2			MLH3500
	70000-10760	Rod ass'y, piston				2	2			MLH3700
	70000-10770	Rod ass'y, piston				2	2			MLH4000
	70000-10780	Rod ass'y, piston				2	2			MLH4300
	70000-10790	Rod ass'y, piston				2	2			MLH4500
	70000-10800	Rod ass'y, piston				2	2			MLH4700
	70000-10810	Rod ass'y, piston				2	2			MLH5000
6	70000-10820	Rod ass'y, piston				2	2			MLH5300
	70000-10830	Rod ass'y, piston				2	2			MLH5500
	70000-10840	Rod ass'y, piston				2	2			MLH5700
	70000-10850	Rod ass'y, piston				2	2			MLH6000
	70000-10860	Rod ass'y, piston				2	2			MLH6300
	70000-10870	Rod ass'y, piston				2	2			MLH6500
	31851-28640	Bushing				2	2			
7	31850-62450	Cushion, bearing				2	2			
	31851-28970	Ring, snap				2	2			
9	31851-30110	Spacer				2	2			MLH3500/4700/5000/5300
	31851-30120	Spacer				2	2			MLH3700/4000/4300/5500

Note :

Fig.2153D LIFT CYLINDER(2nd)[Mm]  
 FB28P/30P[CS/FCS/RP/DRP]

Fig.2153D LIFT CYLINDER(2nd)[Mm]  
 FB28P/30P[CS/FCS/RP/DRP]

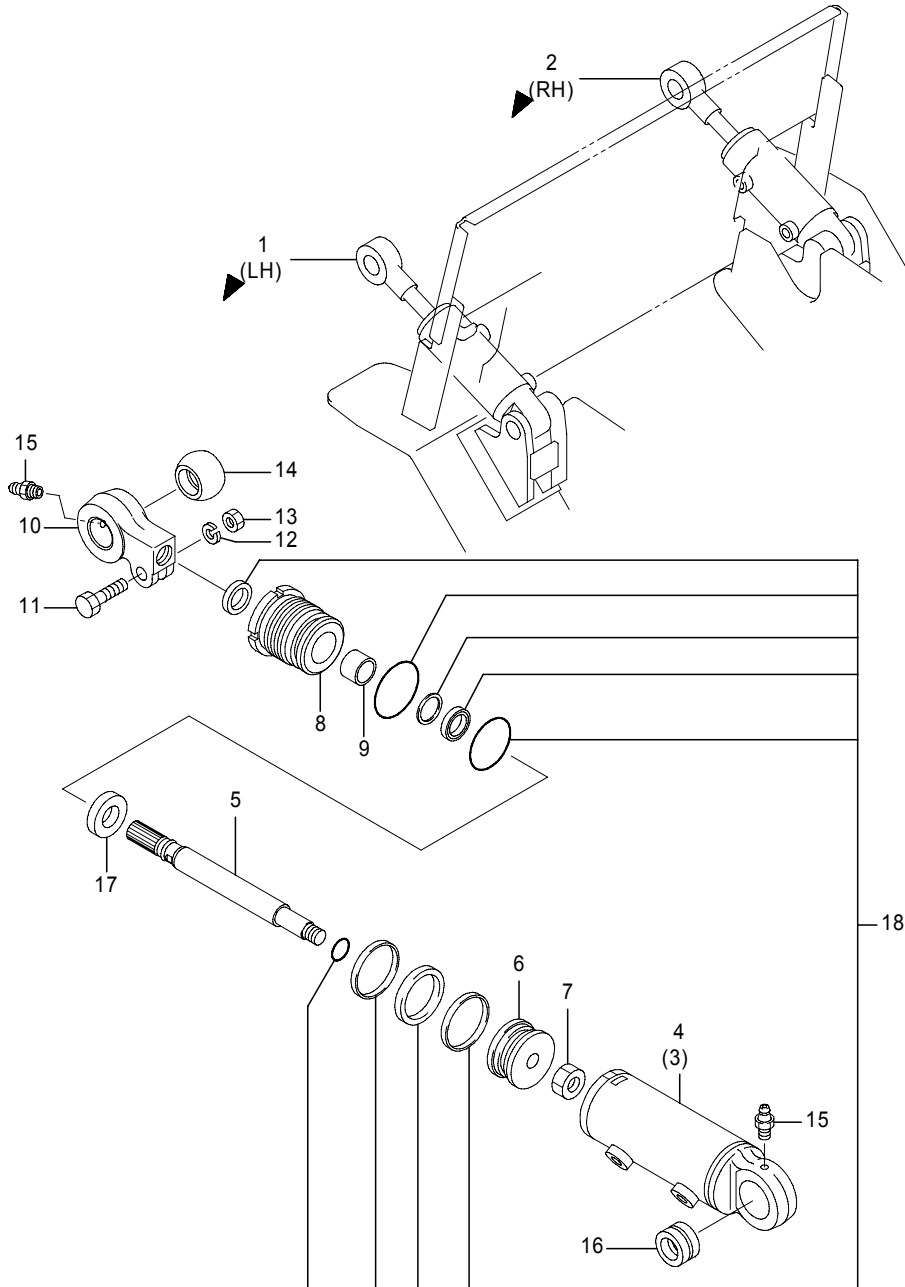
(A)=FB20P (D)=FB30P  
 (B)=FB25P (E)=  
 (C)=FB28P (F)=



No.	Parts No.	Parts Name	(A)	(B)	(C)	(D)	(E)	(F)	i/a	Remarks
9	31851-30130	Spacer				2	2			MLH4500
10	31851-29190	KIT, repair				2	2			
11	31850-17860	KIT, head				2	2			

Note :

Fig.2154A TILT CYLINDER[Mm]  
FB20P-28P[Std/CS]



461-1582-01A  
(461-1582)

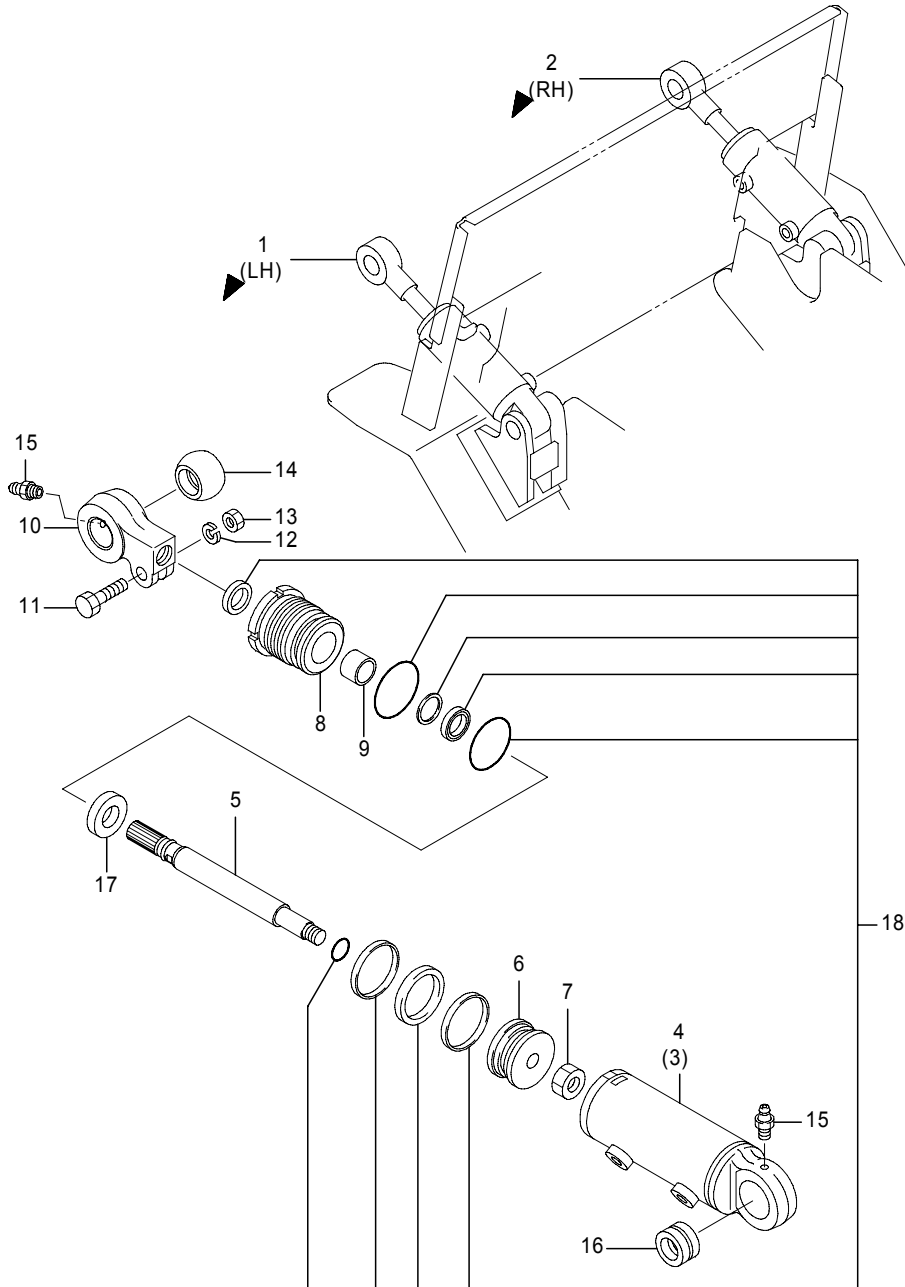
Fig.2154A TILT CYLINDER[Mm]  
FB20P-28P[Std/CS]

(A)=FB20P (D)=FB30P  
(B)=FB25P (E)=  
(C)=FB28P (F)=

No.	Parts No.	Parts Name	(A)	(B)	(C)	(D)	(E)	(F)	i/a	Remarks
1	70000-41500	Cylinder(L) ass'y, tilt	1	1	1					LO4,4°/6°
	70000-41510	Cylinder(L) ass'y, tilt	1	1	1					LO5,1.5°/6°
2	70000-41590	Cylinder(R) ass'y, tilt	1	1	1					RO4,4°/6°
	70000-41600	Cylinder(R) ass'y, tilt	1	1	1					RO5,1.5°/6°
3	31851-37170	Cylinder sub ass'y	2	2	2					LH
4	31851-37180	Cylinder sub ass'y	2	2	2					RH
5	31851-38400	Rod ass'y, piston	2	2	2					4°/6°,1.5°/6°
6	31851-37890	Piston	2	2	2					
7	31851-37680	Nut	2	2	2					
8	31851-37060	Head	2	2	2					
9	31851-37910	Bushing	2	2	2					
10	31851-37990	Head	2	2	2					
11	31851-38030	Bolt	2	2	2					
12	31851-38440	Washer	2	2	2					
13	31851-37660	Nut	2	2	2					
14	31851-37930	Bushing	2	2	2					
15	31851-37690	Nipple, grease	4	4	4					
16	31851-37950	Bushing	2	2	2					
17	31851-37530	Spacer	2	2	2					4°/6°
	31851-37610	Spacer	2	2	2					1.5°/6°
18	31850-63270	KIT, seal	2	2	2					

Note : Location:See Fig.2161

Fig.2154B TILT CYLINDER[Mm]  
FB20P-28P,[FCS]



461-1582-01A  
(461-1582)

Fig.2154B TILT CYLINDER[Mm]  
FB20P-28P,[FCS]

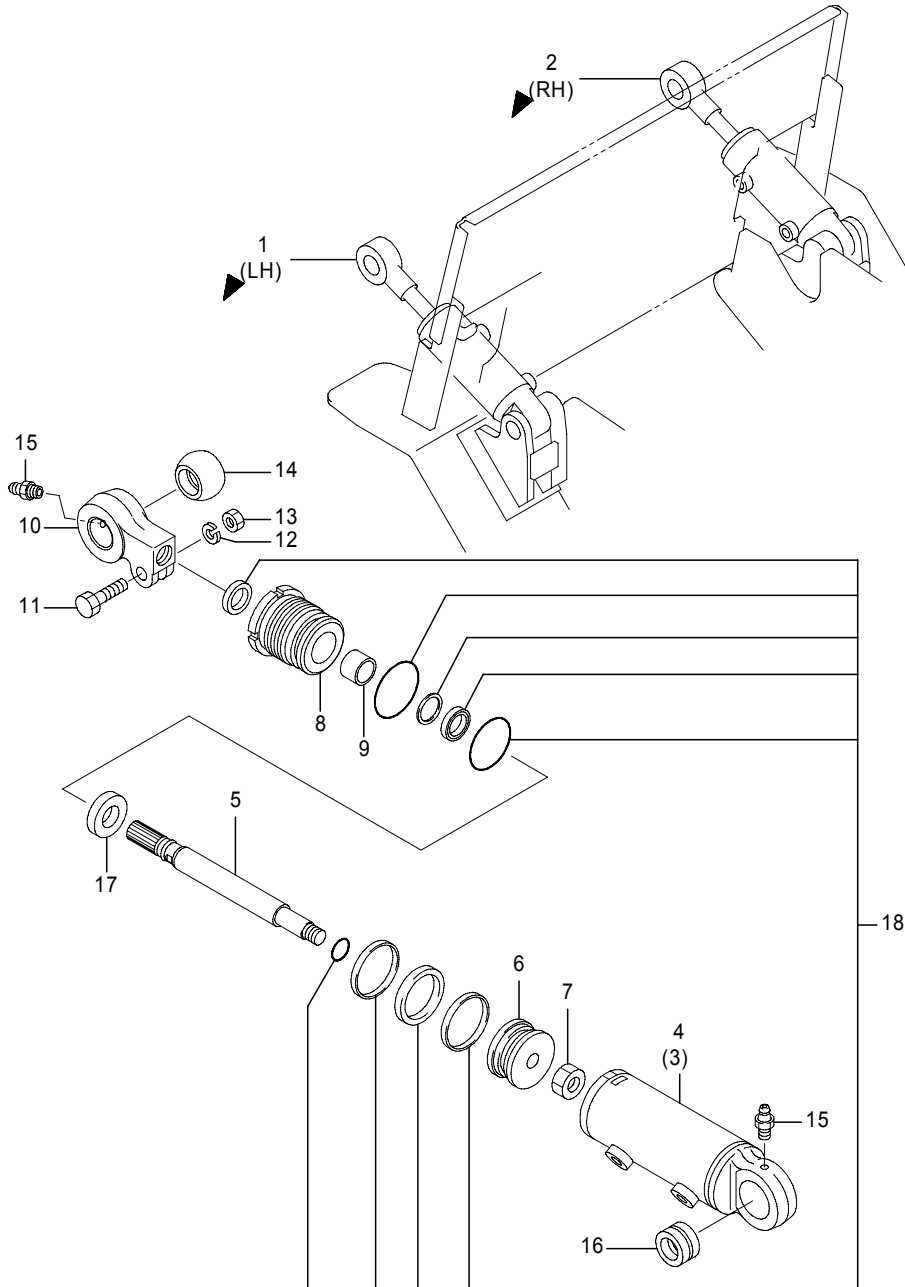
(A)=FB20P (D)=FB30P  
(B)=FB25P (E)=  
(C)=FB28P (F)=

No.	Parts No.	Parts Name	(A)	(B)	(C)	(D)	(E)	(F)	i/a	Remarks
1	70000-41820	Cylinder(L) ass'y, tilt	1	1	1					LO4,4°/6°
	70000-41830	Cylinder(L) ass'y, tilt	1	1	1					LO5,1.5°/6°
2	70000-41870	Cylinder(R) ass'y, tilt	1	1	1					RO4,4°/6°
	70000-41880	Cylinder(R) ass'y, tilt	1	1	1					RO5,1.5°/6°
3	31851-37170	Cylinder sub ass'y	2	2	2					LH
4	31851-37180	Cylinder sub ass'y	2	2	2					RH
5	31851-38400	Rod ass'y, piston	2	2	2					4°/6°,1.5°/6°
6	31851-37890	Piston	2	2	2					
7	31851-37680	Nut	2	2	2					
8	31851-37060	Head	2	2	2					
9	31851-37910	Bushing	2	2	2					
10	31851-37990	Head	2	2	2					
11	31851-38030	Bolt	2	2	2					
12	31851-38440	Washer	2	2	2					
13	31851-37660	Nut	2	2	2					
14	31851-37930	Bushing	2	2	2					
15	31851-37690	Nipple, grease	4	4	4					
16	31851-37950	Bushing	2	2	2					
17	31851-37530	Spacer	2	2	2					4°/6°
	31851-37610	Spacer	2	2	2					1.5°/6°
18	31850-63290	KIT, seal	2	2	2					

Note : Location:See Fig.2161



Fig.2154C TILT CYLINDER[Mm]  
FB30P,[Std/CS]



461-1582-01A  
(461-1582)

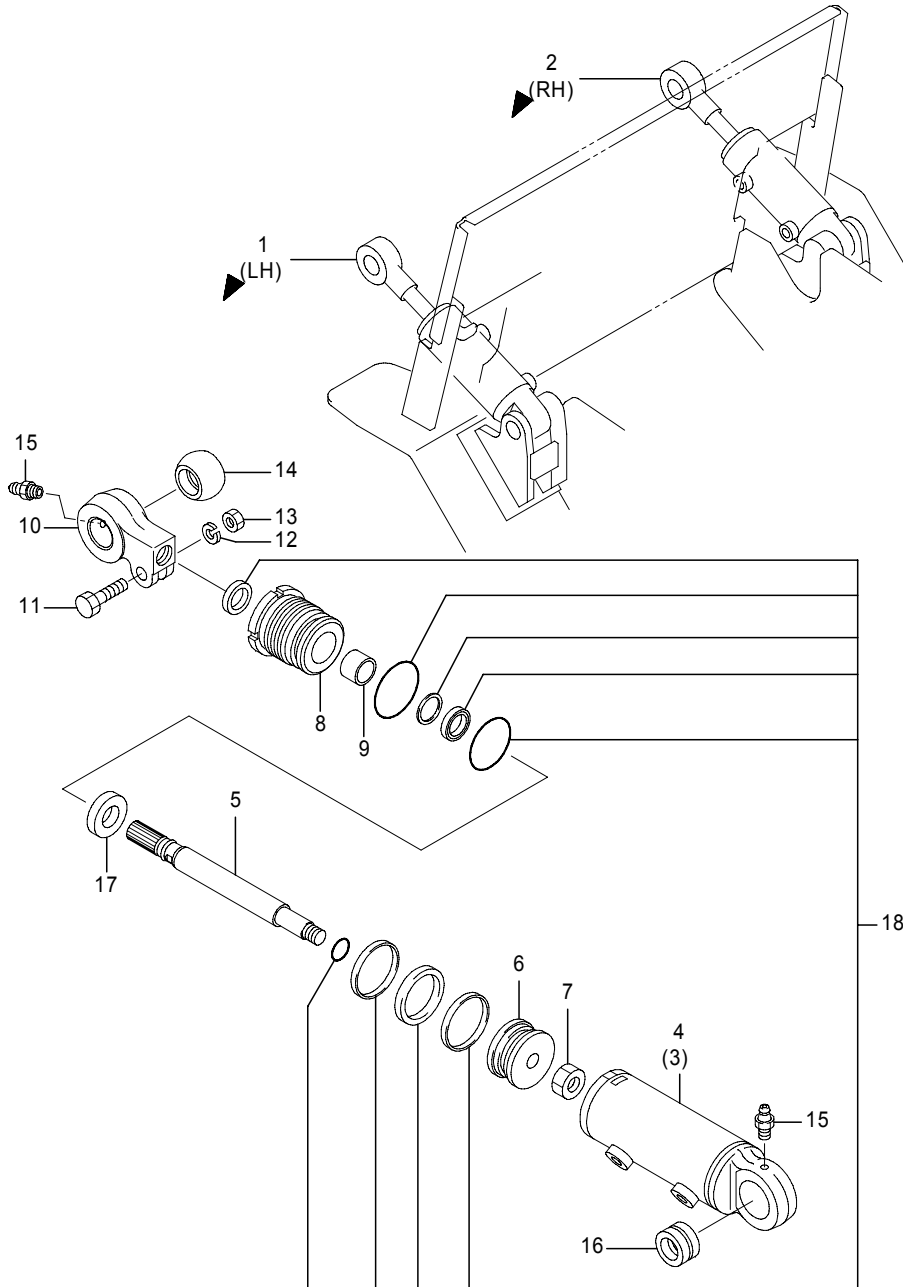
Fig.2154C TILT CYLINDER[Mm]  
FB30P,[Std/CS]

(A)=FB20P (D)=FB30P  
(B)=FB25P (E)=  
(C)=FB28P (F)=

No.	Parts No.	Parts Name	(A)	(B)	(C)	(D)	(E)	(F)	i/a	Remarks
1	70000-41680	Cylinder(L) ass'y, tilt							1	LR4,4°/6°
	70000-41690	Cylinder(L) ass'y, tilt							1	LR5,1.5°/6°
2	70000-41750	Cylinder(R) ass'y, tilt							1	RR4,4°/6°
	70000-41760	Cylinder(R) ass'y, tilt							1	RR5,1.5°/6°
3	31851-37190	Cylinder sub ass'y							2	LH
4	31851-37200	Cylinder sub ass'y							2	RH
5	31851-38360	Rod ass'y, piston							2	4°/6°,1.5°/6°
6	31851-37890	Piston							2	
7	31851-37680	Nut							2	
8	31851-37060	Head							2	
9	31851-37910	Bushing							2	
10	31851-37990	Head							2	
11	31851-38030	Bolt							2	
12	31851-38440	Washer							2	
13	31851-37660	Nut							2	
14	31851-37930	Bushing							2	
15	31851-37690	Nipple, grease							4	
16	31851-37950	Bushing							2	
17	31851-37450	Spacer							2	4°/6°
	31851-37540	Spacer							2	1.5°/6°
18	31850-63270	KIT, seal							2	

Note : Location:See Fig.2161

Fig.2154D TILT CYLINDER[Mm]  
FB30P,[FCS]



461-1582-01A  
(461-1582)

Fig.2154D TILT CYLINDER[Mm]  
FB30P,[FCS]

(A)=FB20P (D)=FB30P  
(B)=FB25P (E)=  
(C)=FB28P (F)=

No.	Parts No.	Parts Name	(A)	(B)	(C)	(D)	(E)	(F)	i/a	Remarks
1	70000-41920	Cylinder(L) ass'y, tilt							1	LR4,4°/6°
	70000-41930	Cylinder(L) ass'y, tilt							1	LR5,1.5°/6°
2	70000-41970	Cylinder(R) ass'y, tilt							1	RR4,4°/6°
	70000-41980	Cylinder(R) ass'y, tilt							1	RR5,1.5°/6°
3	31851-37190	Cylinder sub ass'y							2	LH
4	31851-37200	Cylinder sub ass'y							2	RH
5	31851-38360	Rod ass'y, piston							2	4°/6°,1.5°/6°
6	31851-37890	Piston							2	
7	31851-37680	Nut							2	
8	31851-37060	Head							2	
9	31851-37910	Bushing							2	
10	31851-37990	Head							2	
11	31851-38030	Bolt							2	
12	31851-38440	Washer							2	
13	31851-37660	Nut							2	
14	31851-37930	Bushing							2	
15	31851-37690	Nipple, grease							4	
16	31851-37950	Bushing							2	
17	31851-37450	Spacer							2	4°/6°
	31851-37540	Spacer							2	1.5°/6°
18	31850-63290	KIT, seal							2	

Note : Location:See Fig.2161

Fig.2158A MAST PIPING[Mm] 1  
 [Std],FB20P-28P(-241AC2084)/FB30P(-251AC0205)

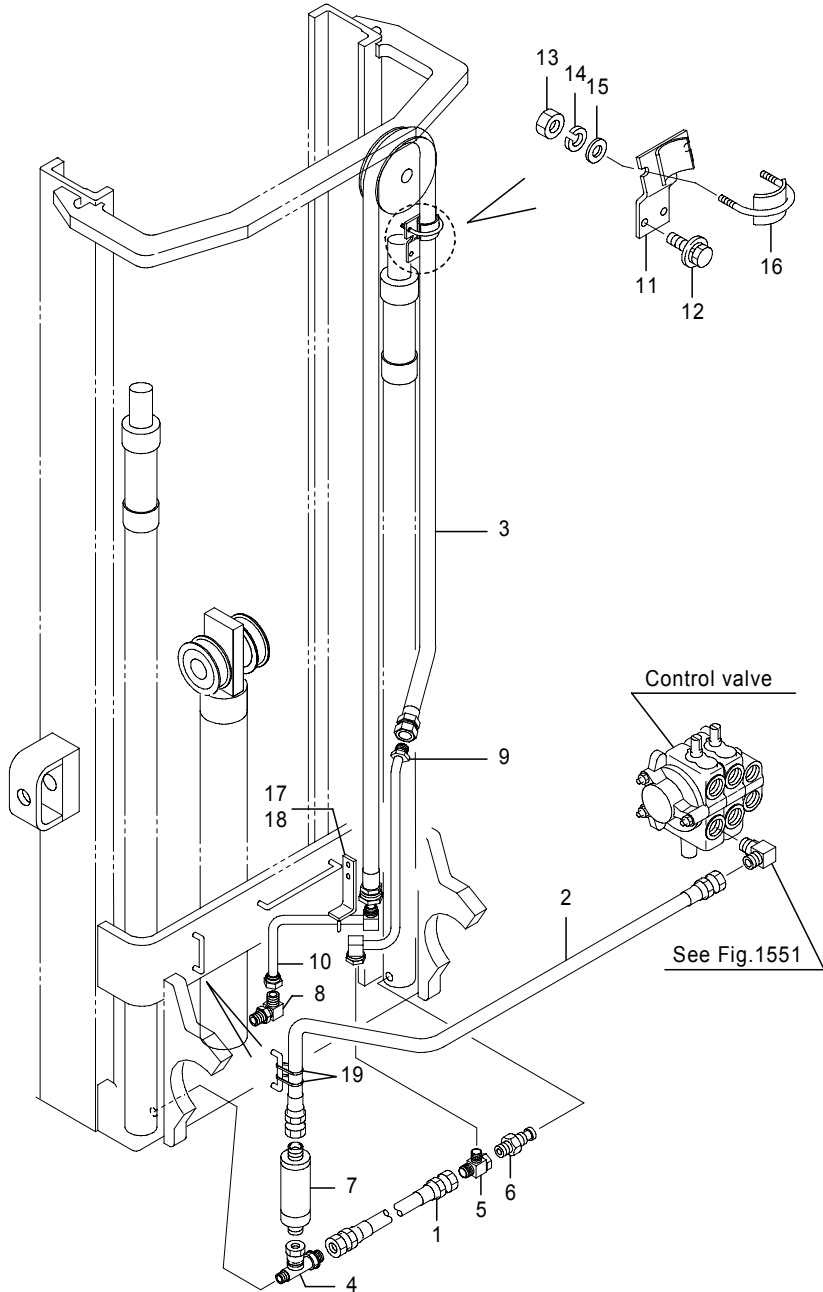


Fig.2158A MAST PIPING[Mm] 1  
 [Std],FB20P-28P(-241AC2084)/FB30P(-251AC0205)

(A)=FB20P (D)=FB30P  
 (B)=FB25P (E)=  
 (C)=FB28P (F)=

No.	Parts No.	Parts Name	(A)	(B)	(C)	(D)	(E)	(F)	i/a	Remarks
1	04005-09033	Hose, HP	1	1	1	1				
2	04005-12076	Hose, HP	1	1	1	1				
2-1	04005-12060	Hose, HP	1	1	1	1				↙
(A=241AC1989-)(B=241AC1989-)(C=241AC1989-)(D=241AC1989-)										
3	5051-15225	Hose, HP	1	1						MLH3300
	5051-15237	Hose, HP	1	1						MLH3500
	5051-15257	Hose, HP	1	1						MLH3700
	5051-15265	Hose, HP	1	1						MLH4000
	5051-15285	Hose, HP	1	1						MLH4300
	5051-15303	Hose, HP	1	1						MLH4500
	5051-15313	Hose, HP	1	1						MLH4700
	5051-15333	Hose, HP	1	1						MLH5000
	5051-15350	Hose, HP	1	1						MLH5300
	5051-15370	Hose, HP	1	1						MLH5500
	5051-15380	Hose, HP	1	1						MLH5700
	5051-15417	Hose, HP	1	1						MLH6000
	5051-15427	Hose, HP	1	1						MLH6300
	5051-15447	Hose, HP	1	1						MLH6500
	5051-15463	Hose, HP	1	1						MLH6700
	5051-15487	Hose, HP	1	1						MLH7000
	5051-15237	Hose, HP			1	1				MLH3300
	5051-15257	Hose, HP			1	1				MLH3500
	5051-15265	Hose, HP			1	1				MLH3700
	5051-15285	Hose, HP			1	1				MLH4000
	5051-15303	Hose, HP			1	1				MLH4300
	5051-15313	Hose, HP			1	1				MLH4500
	5051-15333	Hose, HP			1	1				MLH4700
	5051-15350	Hose, HP			1	1				MLH5000
	5051-15370	Hose, HP			1	1				MLH5300
	5051-15380	Hose, HP			1	1				MLH5500
	5051-15417	Hose, HP			1	1				MLH5700
	5051-15427	Hose, HP			1	1				MLH6000
	5051-15447	Hose, HP			1	1				MLH6300
	5051-15463	Hose, HP			1	1				MLH6500
	5051-15487	Hose, HP			1	1				MLH6700

Note :

Fig.2158A MAST PIPING[Mm] 1  
 [Std],FB20P-28P(-241AC2084)/FB30P(-251AC0205)

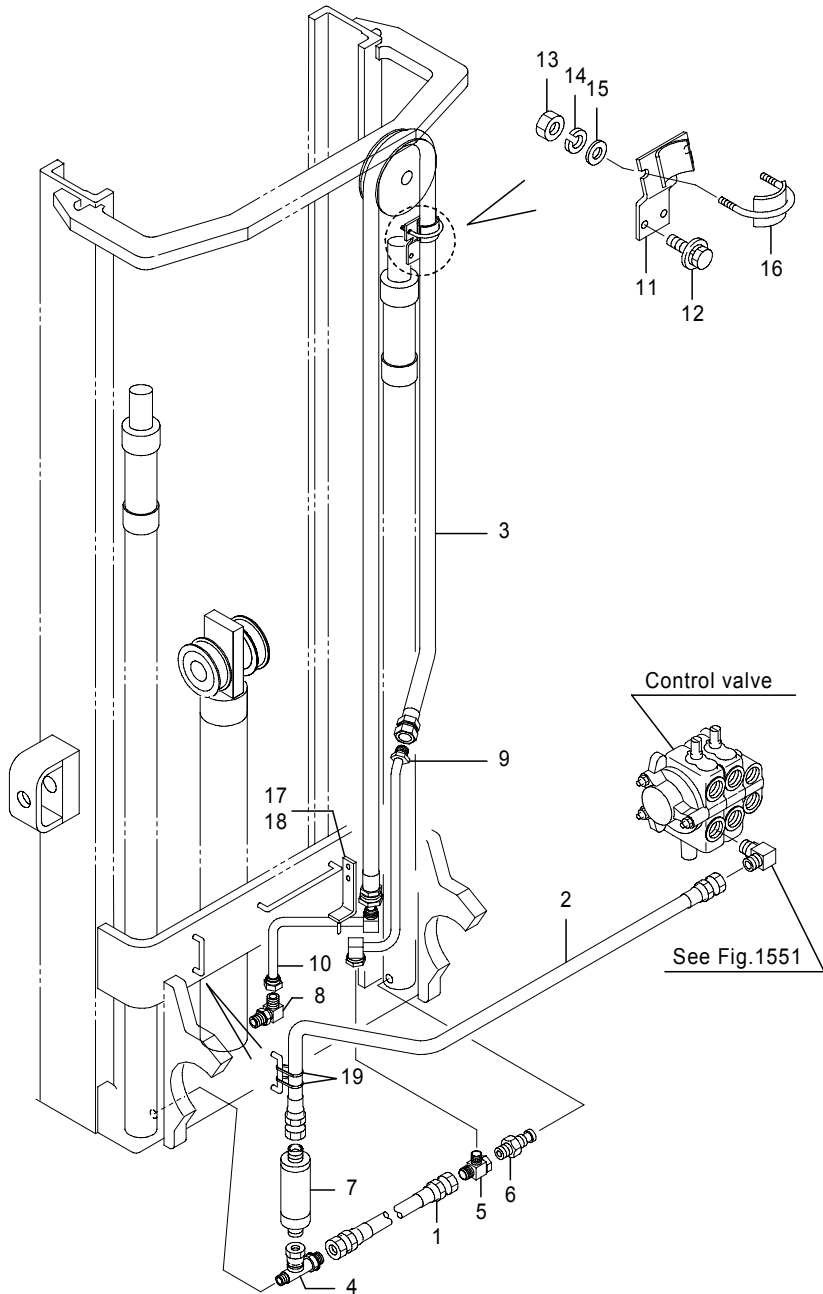


Fig.2158A MAST PIPING[Mm] 1  
 [Std],FB20P-28P(-241AC2084)/FB30P(-251AC0205)

(A)=FB20P (D)=FB30P  
 (B)=FB25P (E)=  
 (C)=FB28P (F)=

No.	Parts No.	Parts Name	(A)	(B)	(C)	(D)	(E)	(F)	i/a	Remarks
3	5051-15505	Hose, HP				1	1			MLH7000
4	31830-65760	Tee	1	1	1	1				
5	31830-66230	Tee	1	1	1	1				
6	31830-67320	Valve, down safety	1	1	1	1				70L/min
7	31810-20390	Valve, flow control	1	1	1	1				60L/min
8	31830-15860	Elbow	1	1	1	1				
9	52001-17220	Pipe comp., lift(2)	1	1	1	1				
10	52000-77440	Pipe comp., lift	1	1	1	1				
11	52001-03380	Clamp(1)	1	1	1	1				
12	0016-06014	Bolt, w/washers	2	2	2	2				
13	0000-00006	Nut	2	2	2	2				
15	0000-72006	Washer, plain	2	2	2	2				
16	14500-86500	Clamp(2)	1	1	1	1				
17	52001-17260	Bracket, pipe	1	1	1	1				
18	0016-06014	Bolt, w/washers	2	2	2	2				
19	37990-03500	Band	2	2	2	2				

Note :

Fig.2158B MAST PIPING[Mm] 1  
 [Std],FB20P-28P(241AC2085-)/FB30P(251AC0206-)

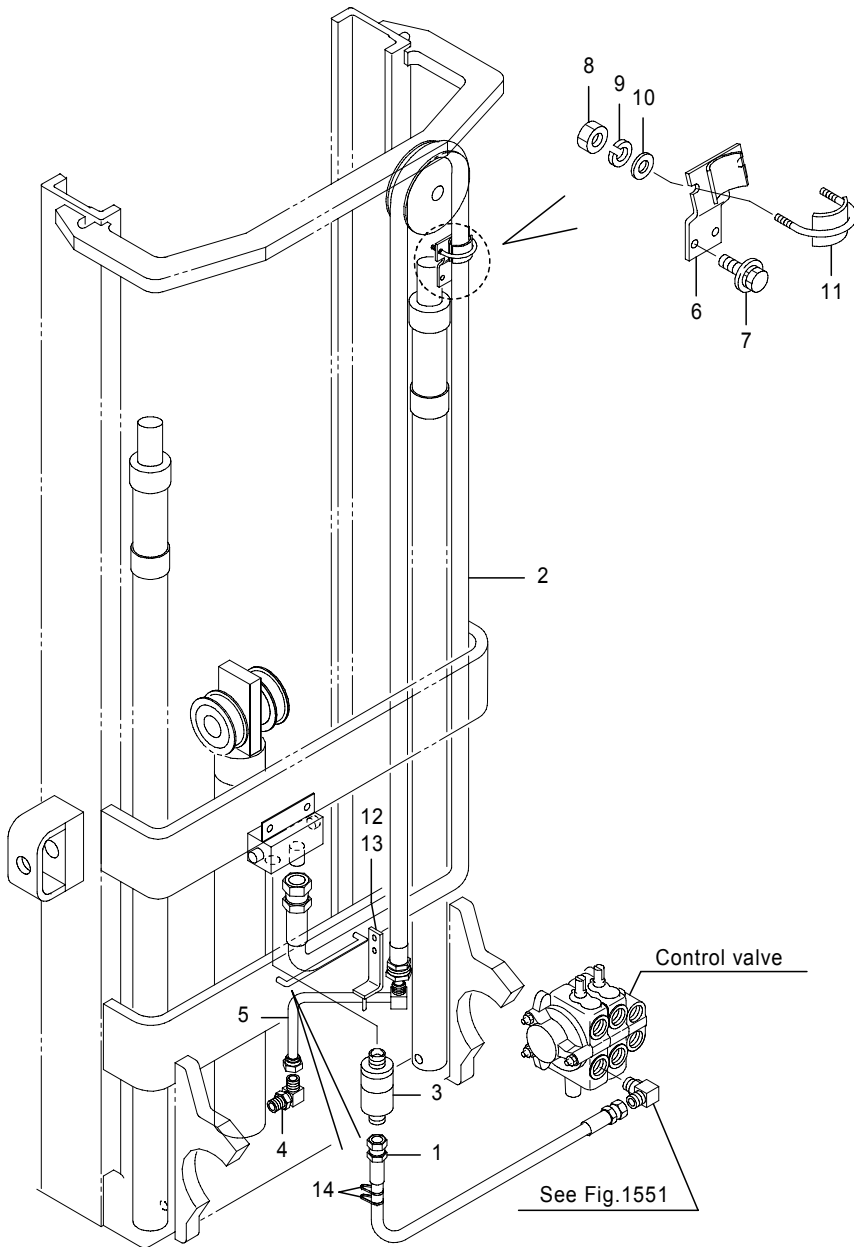


Fig.2158B MAST PIPING[Mm] 1  
 [Std],FB20P-28P(241AC2085-)/FB30P(251AC0206-)

(A)=FB20P (D)=FB30P  
 (B)=FB25P (E)=  
 (C)=FB28P (F)=

No.	Parts No.	Parts Name	(A)	(B)	(C)	(D)	(E)	(F)	i/a	Remarks
1	04005-12053	Hose, HP	1	1	1					
	04005-12060	Hose, HP				1				
2	5051-15270	Hose, HP	1	1						MLH3300
2-1	04105-15270	Hose, HP	1	1					↑	MLH3300
	(A=241AC7210-)(B=241AC7210-)									
2	5051-15282	Hose, HP	1	1						MLH3500
2-1	04105-15282	Hose, HP	1	1					↑	MLH3500
	(A=241AC7210-)(B=241AC7210-)									
2-2	04105-15285	Hose, HP	1	1					↑	MLH3500
	(A=241AC7231-)(B=241AC7231-)									
2	5051-15302	Hose, HP	1	1						MLH3700
2-1	04105-15302	Hose, HP	1	1					↑	MLH3700
	(A=241AC7210-)(B=241AC7210-)									
2-2	04105-15305	Hose, HP	1	1					↑	MLH3700
	(A=241AC7231-)(B=241AC7231-)									
2	5051-15310	Hose, HP	1	1						MLH4000
2-1	04105-15310	Hose, HP	1	1					↑	MLH4000
	(A=241AC7210-)(B=241AC7210-)									
2-2	04105-15315	Hose, HP	1	1					↑	MLH4000
	(A=241AC7231-)(B=241AC7231-)									
2	5051-15330	Hose, HP	1	1						MLH4300
2-1	04105-15330	Hose, HP	1	1					↑	MLH4300
	(A=241AC7210-)(B=241AC7210-)									
2-2	04105-15335	Hose, HP	1	1					↑	MLH4300
	(A=241AC7231-)(B=241AC7231-)									
2	5051-15348	Hose, HP	1	1						MLH4500
2-1	04105-15348	Hose, HP	1	1					↑	MLH4500
	(A=241AC7210-)(B=241AC7210-)									
2-2	04105-15355	Hose, HP	1	1					↑	MLH4500
	(A=241AC7231-)(B=241AC7231-)									
2	5051-15358	Hose, HP	1	1						MLH4700
2-1	04105-15358	Hose, HP	1	1					↑	MLH4700
	(A=241AC7210-)(B=241AC7210-)									
2-2	04105-15363	Hose, HP	1	1					↑	MLH4700
	(A=241AC7231-)(B=241AC7231-)									

Note :

Fig.2158B MAST PIPING[Mm] 1  
 [Std],FB20P-28P(241AC2085-)/FB30P(251AC0206-)

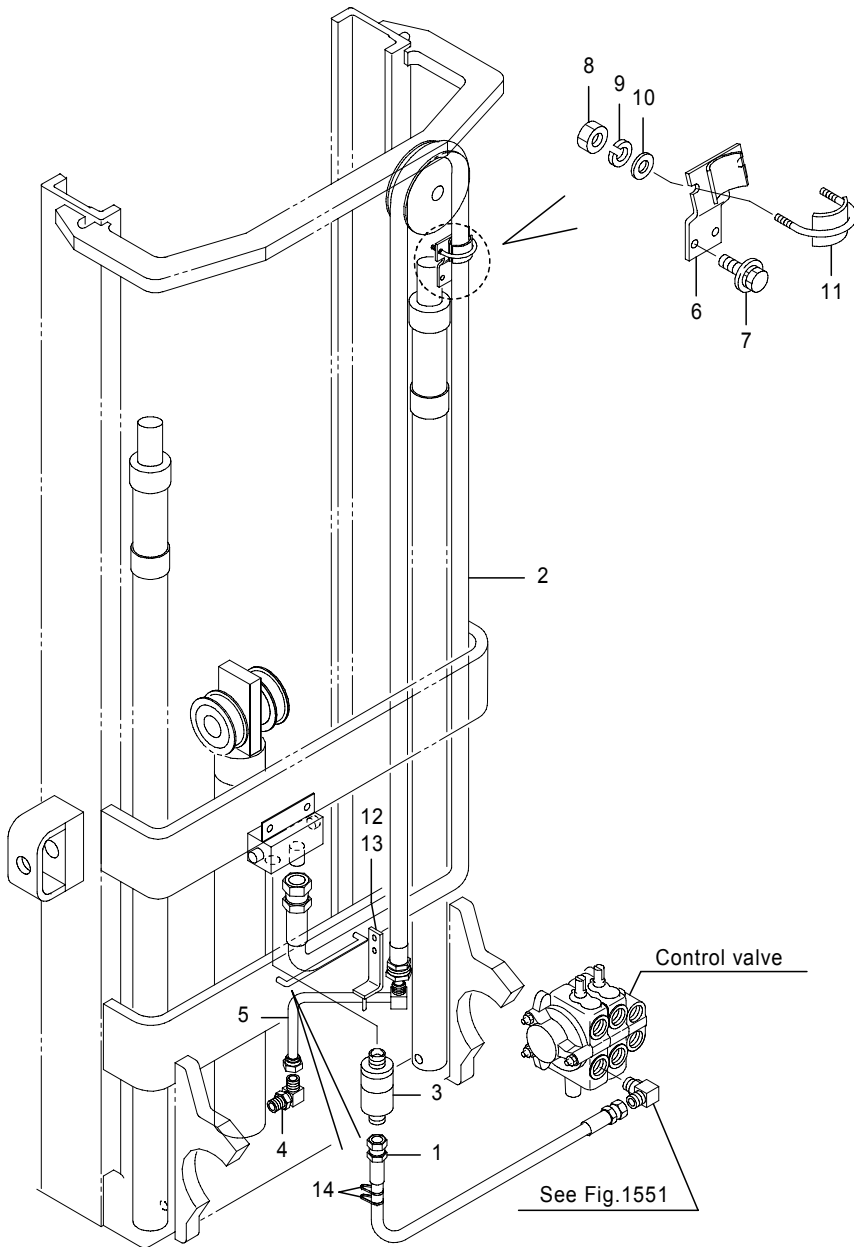


Fig.2158B MAST PIPING[Mm] 1  
 [Std],FB20P-28P(241AC2085-)/FB30P(251AC0206-)

(A)=FB20P (D)=FB30P  
 (B)=FB25P (E)=  
 (C)=FB28P (F)=

No.	Parts No.	Parts Name	(A)	(B)	(C)	(D)	(E)	(F)	i/a	Remarks
2	5051-15378	Hose, HP	1	1						MLH5000
2-1	04105-15378 (A=241AC7210-)(B=241AC7210-)	Hose, HP	1	1					↑	MLH5000
2-2	04105-15383 (A=241AC7231-)(B=241AC7231-)	Hose, HP	1	1					↑	MLH5000
2	5051-15395	Hose, HP	1	1						MLH5300
2-1	04105-15395 (A=241AC7210-)(B=241AC7210-)	Hose, HP	1	1					↑	MLH5300
2-2	04105-15403 (A=241AC7231-)(B=241AC7231-)	Hose, HP	1	1					↑	MLH5300
2	5051-15415	Hose, HP	1	1						MLH5500
2-1	04105-15415 (A=241AC7210-)(B=241AC7210-)	Hose, HP	1	1					↑	MLH5500
2-2	04105-15423 (A=241AC7231-)(B=241AC7231-)	Hose, HP	1	1					↑	MLH5500
2	5051-15425	Hose, HP	1	1						MLH5700
2-1	04105-15425 (A=241AC7210-)(B=241AC7210-)	Hose, HP	1	1					↑	MLH5700
2-2	04105-15433 (A=241AC7231-)(B=241AC7231-)	Hose, HP	1	1					↑	MLH5700
2	5051-15462	Hose, HP	1	1						MLH6000
2-1	04105-15462 (A=241AC7210-)(B=241AC7210-)	Hose, HP	1	1					↑	MLH6000
2-2	04105-15473 (A=241AC7231-)(B=241AC7231-)	Hose, HP	1	1					↑	MLH6000
2	5051-15472	Hose, HP	1	1						MLH6300
2-1	04105-15472 (A=241AC7210-)(B=241AC7210-)	Hose, HP	1	1					↑	MLH6300
2-2	04105-15483 (A=241AC7231-)(B=241AC7231-)	Hose, HP	1	1					↑	MLH6300
2	5051-15492	Hose, HP	1	1						MLH6500
2-1	04105-15492 (A=241AC7210-)(B=241AC7210-)	Hose, HP	1	1					↑	MLH6500
2-2	04105-15503 (A=241AC7231-)(B=241AC7231-)	Hose, HP	1	1					↑	MLH6500

Note :

Fig.2158B MAST PIPING[Mm] 1  
 [Std],FB20P-28P(241AC2085-)/FB30P(251AC0206-)

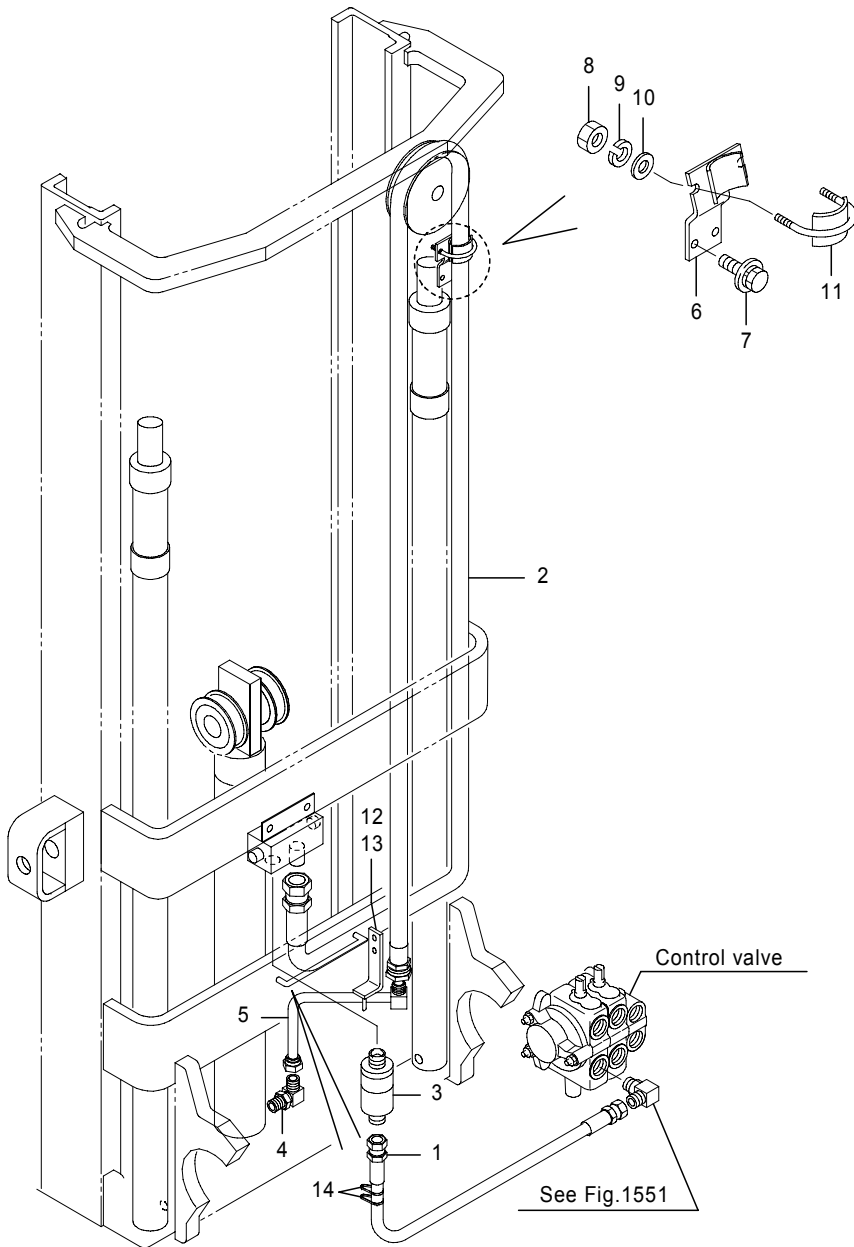


Fig.2158B MAST PIPING[Mm] 1  
 [Std],FB20P-28P(241AC2085-)/FB30P(251AC0206-)

(A)=FB20P (D)=FB30P  
 (B)=FB25P (E)=  
 (C)=FB28P (F)=

No.	Parts No.	Parts Name	(A)	(B)	(C)	(D)	(E)	(F)	i/a	Remarks
2	5051-15508	Hose, HP	1	1						MLH6700
2-1	04105-15508 (A=241AC7210-)(B=241AC7210-)	Hose, HP	1	1					↑	MLH6700
2-2	04105-15523 (A=241AC7231-)(B=241AC7231-)	Hose, HP	1	1					↑	MLH6700
2	5051-15532	Hose, HP	1	1						MLH7000
2-1	04105-15532 (A=241AC7210-)(B=241AC7210-)	Hose, HP	1	1					↑	MLH7000
2-2	04105-15550 (A=241AC7231-)(B=241AC7231-)	Hose, HP	1	1					↑	MLH7000
2	04105-15583 (A=241AC7210-)(B=241AC7210-)	Hose, HP	1	1					↑	MLH7500
2-1	04105-15600 (A=241AC7231-)(B=241AC7231-)	Hose, HP	1	1						MLH7500
2	5051-15282	Hose, HP				1	1			MLH3300
2-1	04105-15282 (C=241AC7210-)(D=251AC1067-)	Hose, HP				1	1		↑	MLH3300
2-2	04105-15285 (C=241AC7231-)(D=251AC1069-)	Hose, HP				1	1		↑	MLH3300
2	5051-15302	Hose, HP				1	1			MLH3500
2-1	04105-15302 (C=241AC7210-)(D=251AC1067-)	Hose, HP				1	1		↑	MLH3500
2-2	04105-15305 (C=241AC7231-)(D=251AC1069-)	Hose, HP				1	1		↑	MLH3500
2	5051-15310	Hose, HP				1	1			MLH3700
2-1	04105-15310 (C=241AC7210-)(D=251AC1067-)	Hose, HP				1	1		↑	MLH3700
2-2	04105-15315 (C=241AC7231-)(D=251AC1069-)	Hose, HP				1	1		↑	MLH3700
2	5051-15330	Hose, HP				1	1			MLH4000
2-1	04105-15330 (C=241AC7210-)(D=251AC1067-)	Hose, HP				1	1		↑	MLH4000
2-2	04105-15335 (C=241AC7231-)(D=251AC1069-)	Hose, HP				1	1		↑	MLH4000

Note :

Fig.2158B MAST PIPING[Mm] 1  
 [Std],FB20P-28P(241AC2085-)/FB30P(251AC0206-)

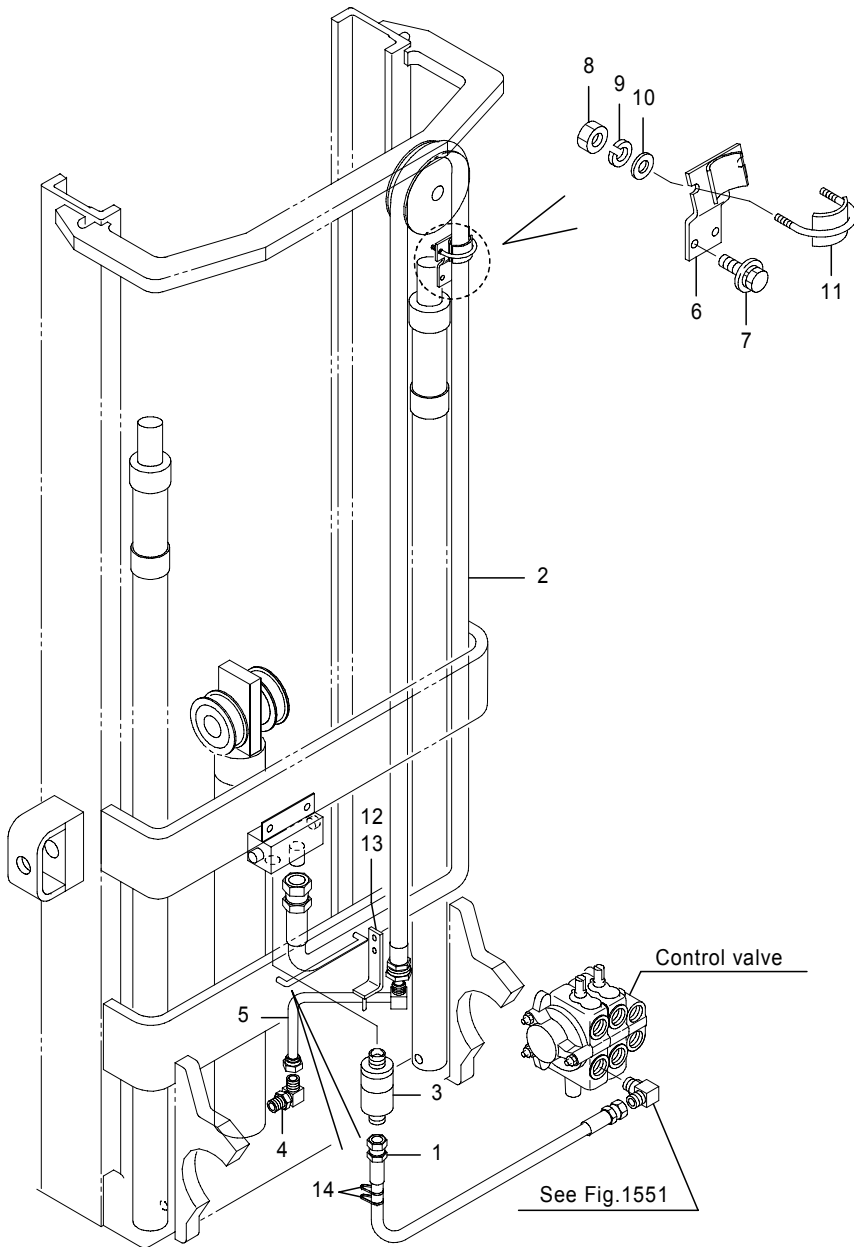


Fig.2158B MAST PIPING[Mm] 1  
 [Std],FB20P-28P(241AC2085-)/FB30P(251AC0206-)

(A)=FB20P (D)=FB30P  
 (B)=FB25P (E)=  
 (C)=FB28P (F)=

No.	Parts No.	Parts Name	(A)	(B)	(C)	(D)	(E)	(F)	i/a	Remarks
2-1	04105-15348	Hose, HP (C=241AC7210-)(D=251AC1067-)				1	1		↑	MLH4300
2-2	04105-15355	Hose, HP (C=241AC7231-)(D=251AC1069-)				1	1		↑	MLH4300
2	5051-15358	Hose, HP				1	1			MLH4500
2-1	04105-15358	Hose, HP (C=241AC7210-)(D=251AC1067-)				1	1		↑	MLH4500
2-2	04105-15363	Hose, HP (C=241AC7231-)(D=251AC1069-)				1	1		↑	MLH4500
2	5051-15378	Hose, HP				1	1			MLH4700
2-1	04105-15378	Hose, HP (C=241AC7210-)(D=251AC1067-)				1	1		↑	MLH4700
2-2	04105-15383	Hose, HP (C=241AC7231-)(D=251AC1069-)				1	1		↑	MLH4700
2	5051-15395	Hose, HP				1	1			MLH5000
2-1	04105-15395	Hose, HP (C=241AC7210-)(D=251AC1067-)				1	1		↑	MLH5000
2-2	04105-15403	Hose, HP (C=241AC7231-)(D=251AC1069-)				1	1		↑	MLH5000
2	5051-15415	Hose, HP				1	1			MLH5300
2-1	04105-15415	Hose, HP (C=241AC7210-)(D=251AC1067-)				1	1		↑	MLH5300
2-2	04105-15423	Hose, HP (C=241AC7231-)(D=251AC1069-)				1	1		↑	MLH5300
2	5051-15425	Hose, HP				1	1			MLH5500
2-1	04105-15425	Hose, HP (C=241AC7210-)(D=251AC1067-)				1	1		↑	MLH5500
2-2	04105-15433	Hose, HP (C=241AC7231-)(D=251AC1069-)				1	1		↑	MLH5500
2	5051-15462	Hose, HP				1	1			MLH5700
2-1	04105-15462	Hose, HP (C=241AC7210-)(D=251AC1067-)				1	1		↑	MLH5700
2-2	04105-15473	Hose, HP (C=241AC7231-)(D=251AC1069-)				1	1		↑	MLH5700

Note :



Fig.2158B MAST PIPING[Mm] 1  
 [Std],FB20P-28P(241AC2085-)/FB30P(251AC0206-)

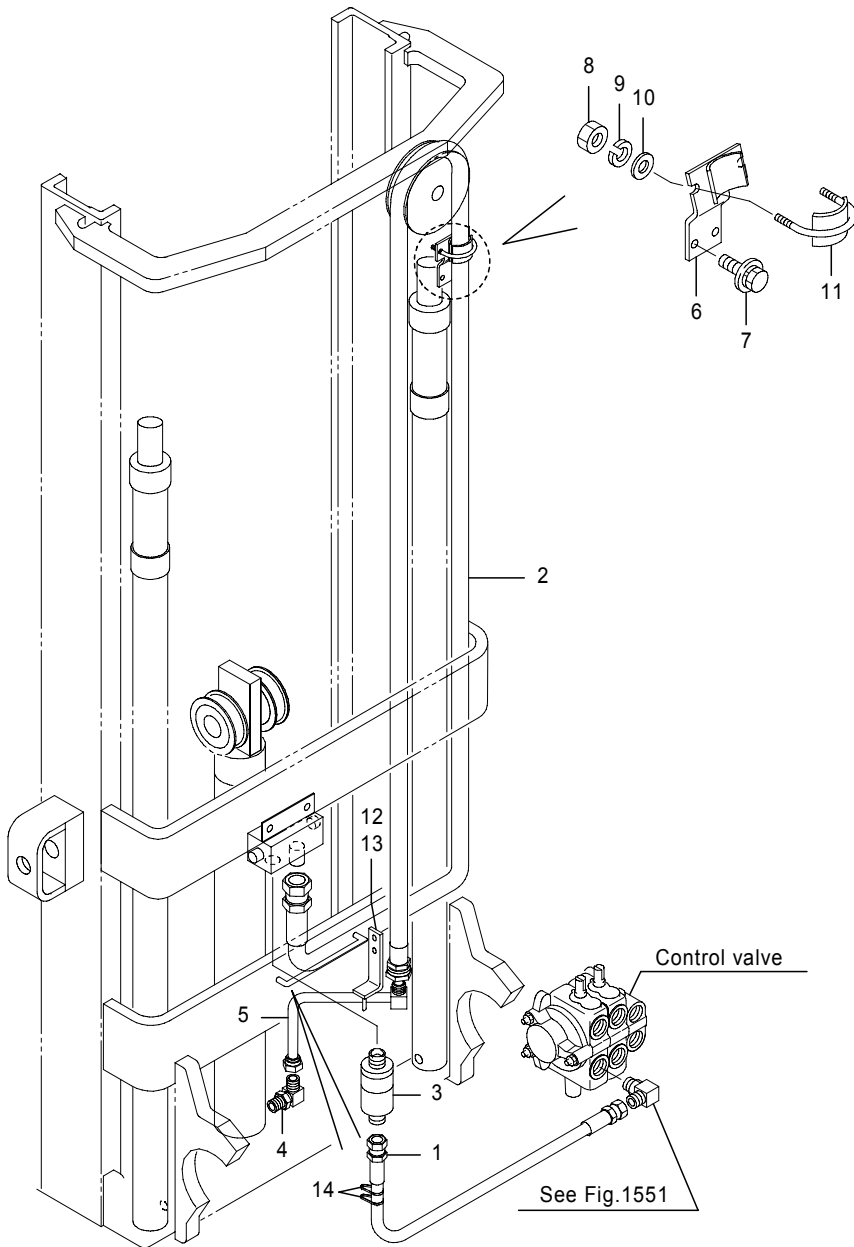


Fig.2158B MAST PIPING[Mm] 1  
 [Std],FB20P-28P(241AC2085-)/FB30P(251AC0206-)

(A)=FB20P (D)=FB30P  
 (B)=FB25P (E)=  
 (C)=FB28P (F)=

No.	Parts No.	Parts Name	(A)	(B)	(C)	(D)	(E)	(F)	i/a	Remarks
2-1	04105-15472	Hose, HP (C=241AC7210-)(D=251AC1067-)				1	1		↑	MLH6000
2-2	04105-15483	Hose, HP (C=241AC7231-)(D=251AC1069-)				1	1		↑	MLH6000
2	5051-15492	Hose, HP				1	1			MLH6300
2-1	04105-15492	Hose, HP (C=241AC7210-)(D=251AC1067-)				1	1		↑	MLH6300
2-2	04105-15503	Hose, HP (C=241AC7231-)(D=251AC1069-)				1	1		↑	MLH6300
2	5051-15508	Hose, HP				1	1			MLH6500
2-1	04105-15508	Hose, HP (C=241AC7210-)(D=251AC1067-)				1	1		↑	MLH6500
2-2	04105-15523	Hose, HP (C=241AC7231-)(D=251AC1069-)				1	1		↑	MLH6500
2	5051-15532	Hose, HP				1	1			MLH6700
2-1	04105-15532	Hose, HP (C=241AC7210-)(D=251AC1067-)				1	1		↑	MLH6700
2-2	04105-15550	Hose, HP (C=241AC7231-)(D=251AC1069-)				1	1		↑	MLH6700
2	5051-15550	Hose, HP				1				MLH7000
2-1	04105-15550	Hose, HP (C=241AC7210-)				1			↑	MLH7000
2-2	04105-15570	Hose, HP (C=241AC7231-)				1			↑	MLH7000
2	04105-15583	Hose, HP (C=241AC7210-)				1				MLH7300
2-1	04105-15600	Hose, HP (C=241AC7231-)				1			↑	MLH7300
3	31810-06790	Valve, flow control	1	1	1	1				60L/min
4	31830-15860	Elbow	1	1	1	1				
4-1	70001-54890	Elbow (A=241AC7239-)(B=241AC7239-)(C=241AC7239-)(D=251AC1071-)	1	1	1	1			↑	
5	52000-77440	Pipe comp., lift	1	1	1	1				
6	52001-03380	Clamp(1)	1	1	1	1				

Note :

Fig.2158B MAST PIPING[Mm] 1  
 [Std],FB20P-28P(241AC2085-)/FB30P(251AC0206-)

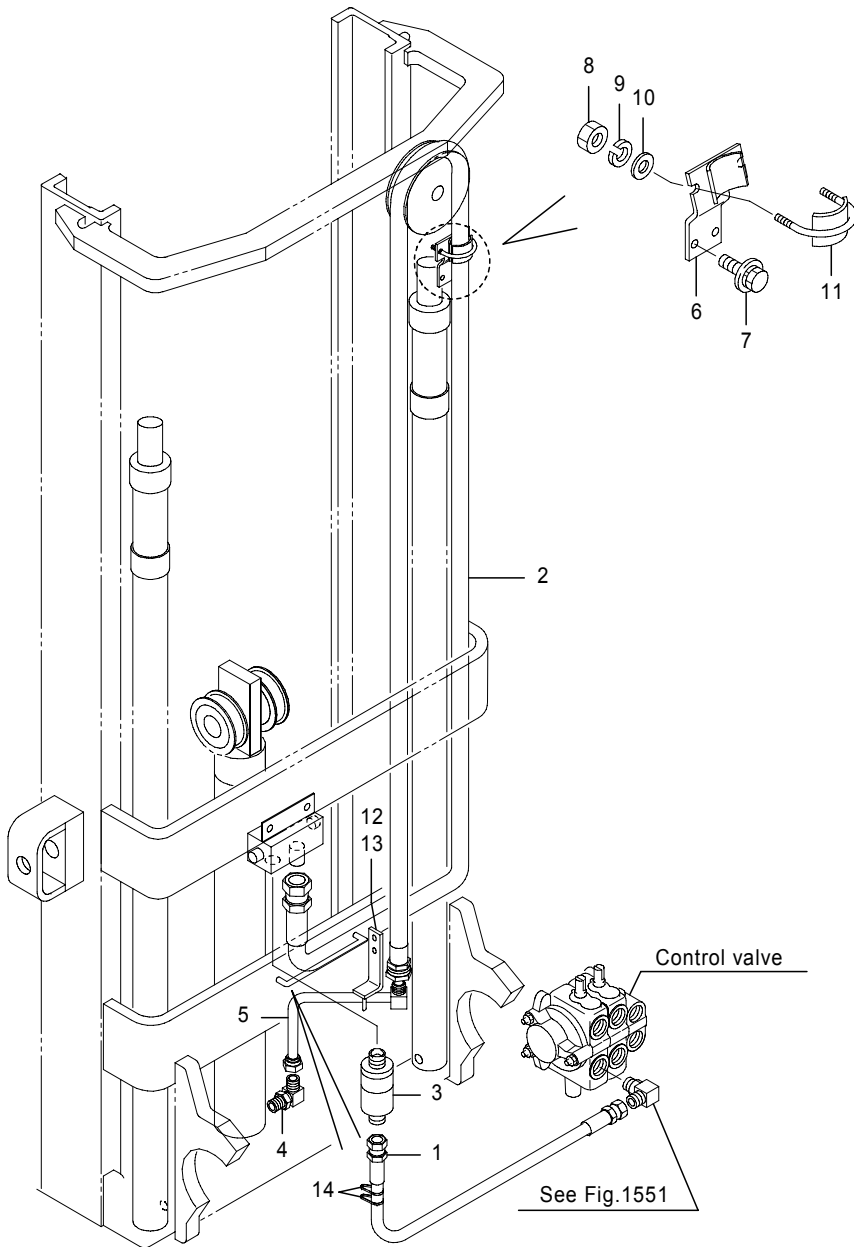


Fig.2158B MAST PIPING[Mm] 1  
 [Std],FB20P-28P(241AC2085-)/FB30P(251AC0206-)

(A)=FB20P (D)=FB30P  
 (B)=FB25P (E)=  
 (C)=FB28P (F)=

No.	Parts No.	Parts Name	(A)	(B)	(C)	(D)	(E)	(F)	i/a	Remarks
6-1	52001-03381	Clamp(1) (A=241AC3184-)(B=241AC3184-)(C=241AC3184-)(D=251AC0329-)	1	1	1	1			↓	
6-2	52007-26390	Clamp(1) (A=241AC7210-)(B=241AC7210-)(C=241AC7210-)(D=251AC1067-)	1	1	1	1			↑	
7	0016-06014	Bolt, w/washers	2	2	2	2				
7-1	0016-06025	Bolt, w/washers (A=241AC2307-)(B=241AC2307-)(C=241AC2307-)(D=251AC0242-)	2	2	2	2			↓	
8	0000-00006	Nut	2	2	2	2				
8-1	00000-41006	Nut, U (A=241AC7239-)(B=241AC7239-)(C=241AC7239-)(D=251AC1071-)	2	2	2	2			↑	
9	0000-70006	Washer, lock (A=-241AC7238)(B=-241AC7238)(C=-241AC7238)(D=-251AC1070)	2	2	2	2				
10	0000-72006	Washer, plain	2	2	2	2				
11	14500-86500	Clamp(2)	1	1	1	1				
12	52001-17260	Bracket, pipe	1	1	1	1				
13	0016-06014	Bolt, w/washers	2	2	2	2				
14	37990-03500	Band	2	2	2	2				

Note :

Fig.2158C MAST PIPING[Mm] 1  
 [CS/FCS/RP/DRP],FB20P-28P(-241AC2084)/FB30P(-251AC0205)

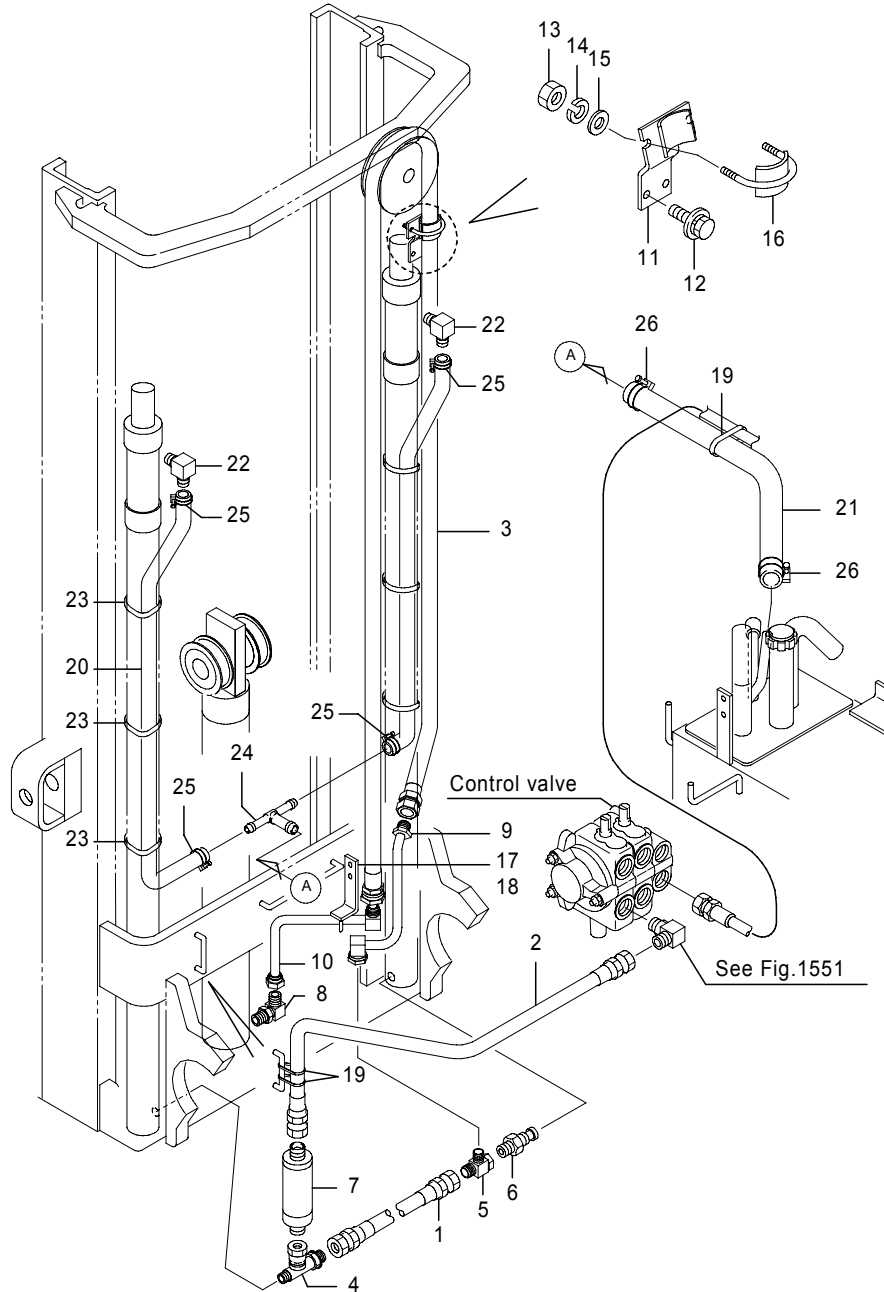


Fig.2158C MAST PIPING[Mm] 1  
 [CS/FCS/RP/DRP],FB20P-28P(-241AC2084)/FB30P(-251AC0205)

(A)=FB20P (D)=FB30P  
 (B)=FB25P (E)=  
 (C)=FB28P (F)=

No.	Parts No.	Parts Name	(A)	(B)	(C)	(D)	(E)	(F)	i/a	Remarks
1	04005-09033	Hose, HP	1	1	1	1				
2	04005-12076	Hose, HP	1	1	1	1				
2-1	04005-12060	Hose, HP	1	1	1	1				↙
(A=241AC1989-)(B=241AC1989-)(C=241AC1989-)(D=241AC1989-)										
3	5051-15225	Hose, HP	1	1						MLH3300
	5051-15237	Hose, HP	1	1						MLH3500
	5051-15257	Hose, HP	1	1						MLH3700
	5051-15265	Hose, HP	1	1						MLH4000
	5051-15285	Hose, HP	1	1						MLH4300
	5051-15303	Hose, HP	1	1						MLH4500
	5051-15313	Hose, HP	1	1						MLH4700
	5051-15333	Hose, HP	1	1						MLH5000
	5051-15350	Hose, HP	1	1						MLH5300
	5051-15370	Hose, HP	1	1						MLH5500
	5051-15380	Hose, HP	1	1						MLH5700
	5051-15417	Hose, HP	1	1						MLH6000
	5051-15427	Hose, HP	1	1						MLH6300
	5051-15447	Hose, HP	1	1						MLH6500
	5051-15463	Hose, HP	1	1						MLH6700
	5051-15487	Hose, HP	1	1						MLH7000
	5051-15237	Hose, HP			1	1				MLH3300
	5051-15257	Hose, HP			1	1				MLH3500
	5051-15265	Hose, HP			1	1				MLH3700
	5051-15285	Hose, HP			1	1				MLH4000
	5051-15303	Hose, HP			1	1				MLH4300
	5051-15313	Hose, HP			1	1				MLH4500
	5051-15333	Hose, HP			1	1				MLH4700
	5051-15350	Hose, HP			1	1				MLH5000
	5051-15370	Hose, HP			1	1				MLH5300
	5051-15380	Hose, HP			1	1				MLH5500
	5051-15417	Hose, HP			1	1				MLH5700
	5051-15427	Hose, HP			1	1				MLH6000
	5051-15447	Hose, HP			1	1				MLH6300
	5051-15463	Hose, HP			1	1				MLH6500
	5051-15487	Hose, HP			1	1				MLH6700

Note :

Fig.2158C MAST PIPING[Mm] 1  
[CS/FCS/RP/DRP],FB20P-28P(-241AC2084)/FB30P(-251AC0205)

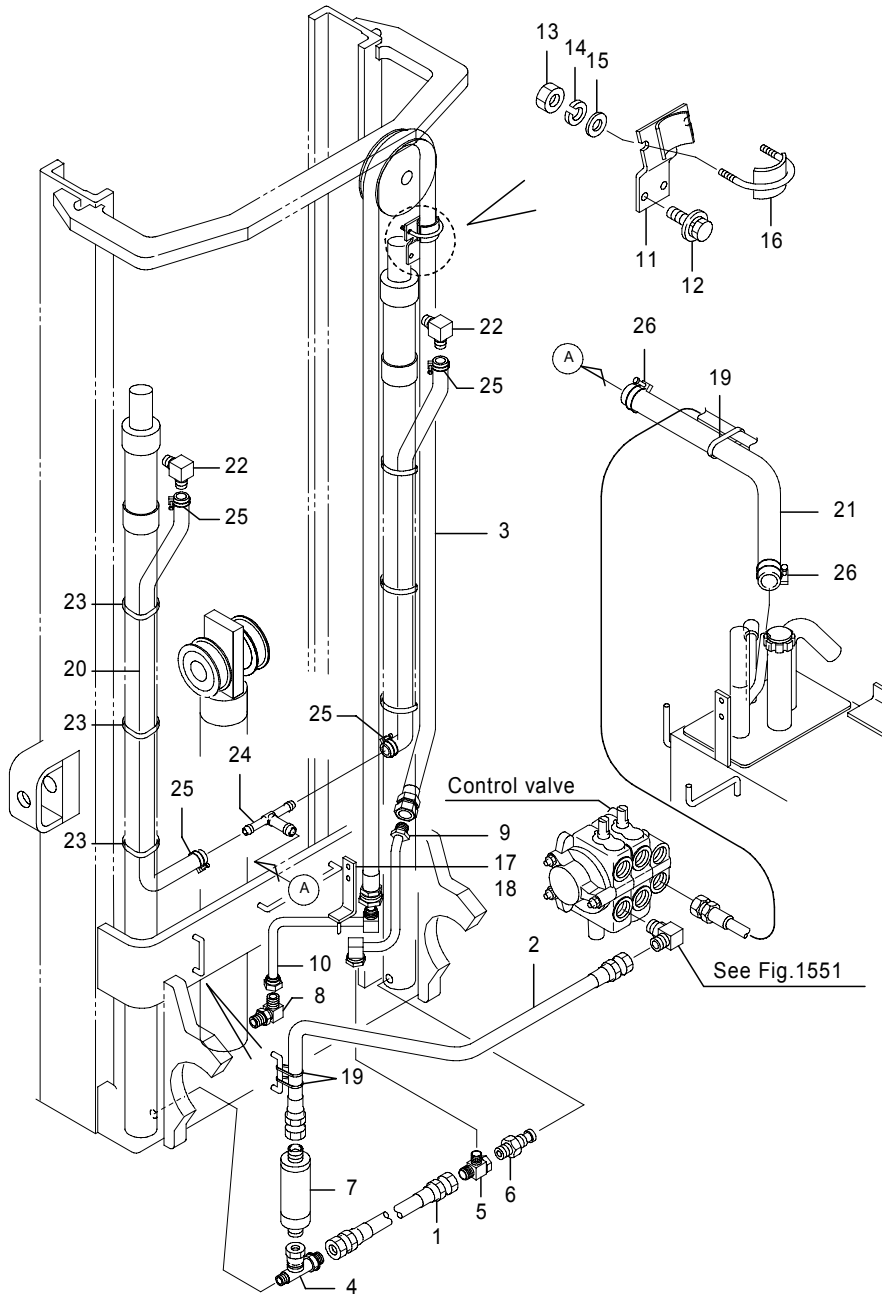


Fig.2158C MAST PIPING[Mm] 1  
[CS/FCS/RP/DRP],FB20P-28P(-241AC2084)/FB30P(-251AC0205)

(A)=FB20P (D)=FB30P  
(B)=FB25P (E)=  
(C)=FB28P (F)=

No.	Parts No.	Parts Name	(A)	(B)	(C)	(D)	(E)	(F)	i/a	Remarks
3	5051-15505	Hose, HP				1	1			MLH7000
4	31830-65760	Tee	1	1	1	1				
5	31830-66230	Tee	1	1	1	1				
6	31830-67320	Valve, down safety	1	1	1	1				70L/min
7	31810-20390	Valve, flow control	1	1	1	1				60L/min
8	31830-15860	Elbow	1	1	1	1				
9	52001-17220	Pipe comp., lift(2)	1	1	1	1				
10	52000-77440	Pipe comp., lift	1	1	1	1				
11	52001-03380	Clamp(1)	1	1	1	1				
12	0016-06014	Bolt, w/washers	2	2	2	2				
13	0000-00006	Nut	2	2	2	2				
15	0000-72006	Washer, plain	2	2	2	2				
16	14500-86500	Clamp(2)	1	1	1	1				
17	52001-17260	Bracket, pipe	1	1	1	1				
18	0016-06014	Bolt, w/washers	2	2	2	2				
19	37990-03500	Band	3	3	3	3				
20	0369-09111	Hose, LP	2	2						MLH3300
	0369-09121	Hose, LP	2	2						MLH3500
	0369-09131	Hose, LP	2	2						MLH3700
	0369-09137	Hose, LP	2	2						MLH4000
	0369-09147	Hose, LP	2	2						MLH4300
	0369-09157	Hose, LP	2	2						MLH4500
	0369-09161	Hose, LP	2	2						MLH4700
	0369-09171	Hose, LP	2	2						MLH5000
	0369-09181	Hose, LP	2	2						MLH5300
	0369-09191	Hose, LP	2	2						MLH5500
	0369-09197	Hose, LP	2	2						MLH5700
	0369-09217	Hose, LP	2	2						MLH6000
	0369-09221	Hose, LP	2	2						MLH6300
	0369-09231	Hose, LP	2	2						MLH6500
	0369-09241	Hose, LP	2	2						MLH6700
	0369-09257	Hose, LP	2	2						MLH7000
	0369-09121	Hose, LP				2	2			MLH3300
	0369-09131	Hose, LP				2	2			MLH3500
	0369-09137	Hose, LP				2	2			MLH3700

Note :

Fig.2158C MAST PIPING[Mm] 1  
 [CS/FCS/RP/DRP],FB20P-28P(-241AC2084)/FB30P(-251AC0205)

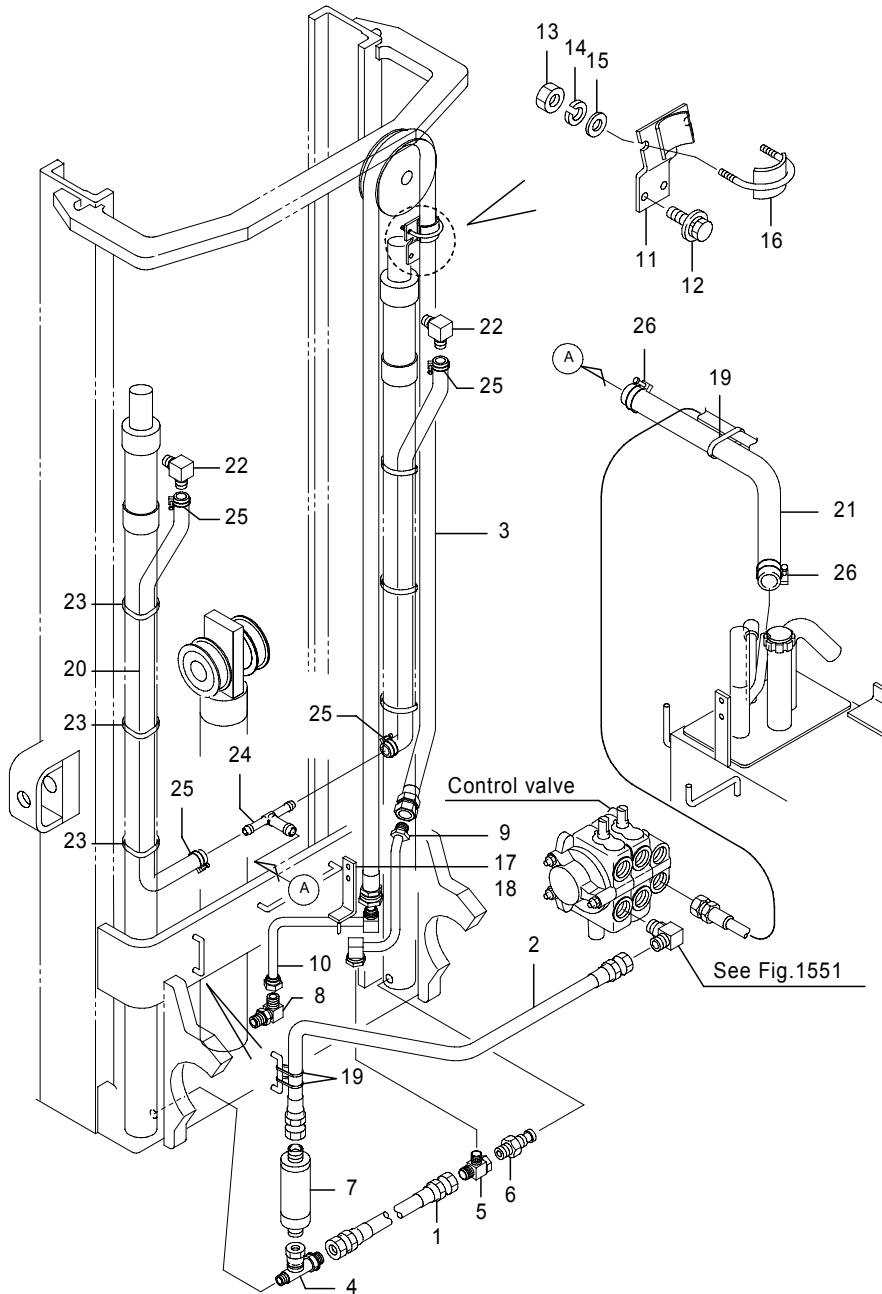


Fig.2158C MAST PIPING[Mm] 1  
 [CS/FCS/RP/DRP],FB20P-28P(-241AC2084)/FB30P(-251AC0205)

(A)=FB20P (D)=FB30P  
 (B)=FB25P (E)=  
 (C)=FB28P (F)=

No.	Parts No.	Parts Name	(A)	(B)	(C)	(D)	(E)	(F)	i/a	Remarks
20	0369-09147	Hose, LP				2	2			MLH4000
	0369-09157	Hose, LP				2	2			MLH4300
	0369-09161	Hose, LP				2	2			MLH4500
	0369-09171	Hose, LP				2	2			MLH4700
	0369-09181	Hose, LP				2	2			MLH5000
	0369-09191	Hose, LP				2	2			MLH5300
	0369-09197	Hose, LP				2	2			MLH5500
	0369-09217	Hose, LP				2	2			MLH5700
	0369-09221	Hose, LP				2	2			MLH6000
	0369-09231	Hose, LP				2	2			MLH6300
	0369-09241	Hose, LP				2	2			MLH6500
	0369-09257	Hose, LP				2	2			MLH6700
	0369-09257	Hose, LP				2	2			MLH6700
	0369-09271	Hose, LP				2	2			MLH7000
21	0370-12117	Hose, LP	1	1	1	1				
22	31830-00630	Elbow	2	2	2	2				
23	32391-00220	Band	AR	AR	AR	AR				
24	14502-38190	Tee	1	1	1	1				
25	0399-00016	Clip, hose	4	4	4	4				
26	0399-00022	Clip, hose	2	2	2	2				

Note :

Fig.2158D MAST PIPING[Mm] 1  
 [CS/FCS/RP/DRP],FB20P-28P(241AC2085-)/FB30P(251AC0206-)

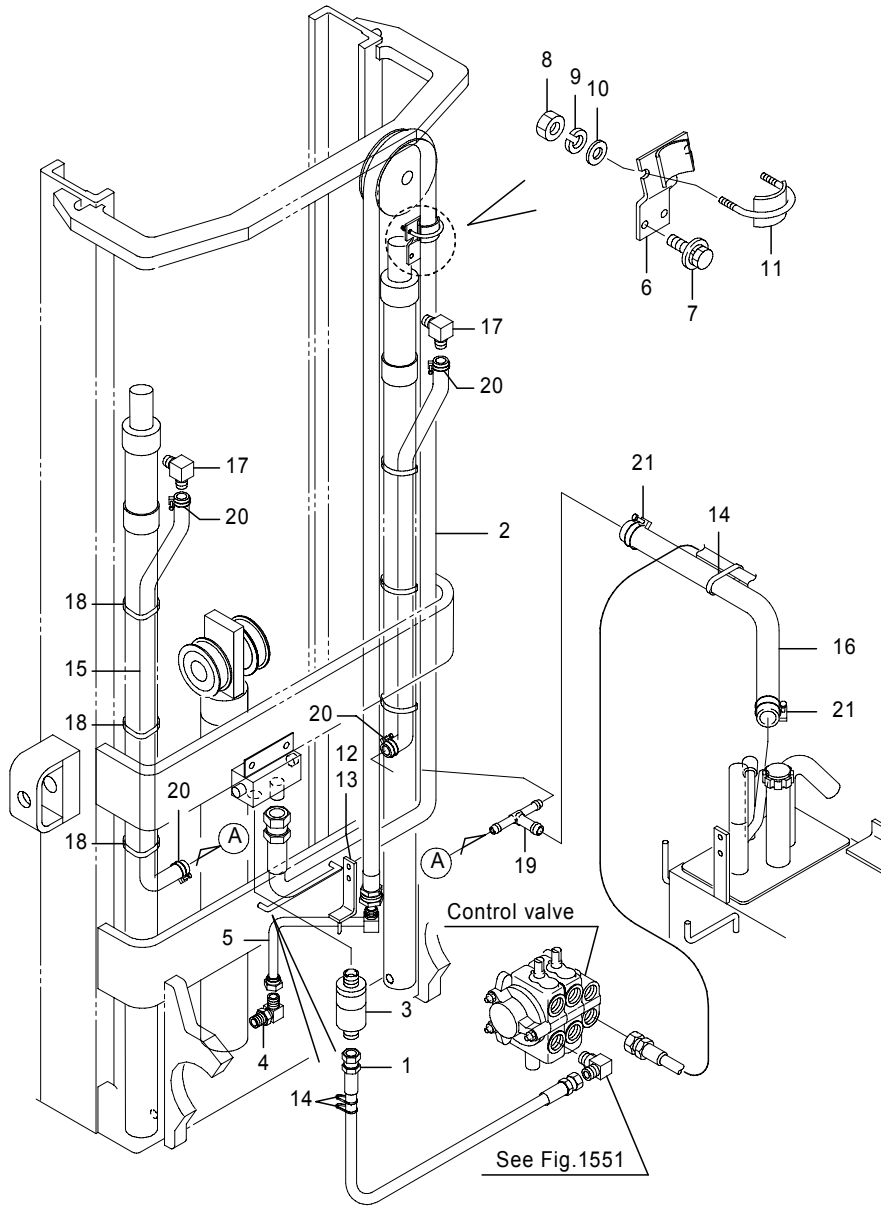


Fig.2158D MAST PIPING[Mm] 1  
 [CS/FCS/RP/DRP],FB20P-28P(241AC2085-)/FB30P(251AC0206-)

(A)=FB20P (D)=FB30P  
 (B)=FB25P (E)=  
 (C)=FB28P (F)=

No.	Parts No.	Parts Name	(A)	(B)	(C)	(D)	(E)	(F)	i/a	Remarks
1	04005-12053	Hose, HP	1	1	1					
	04005-12060	Hose, HP				1				
2	5051-15270	Hose, HP	1	1						MLH3300
2-1	04105-15270	Hose, HP	1	1					↑	MLH3300
	(A=241AC7210-)(B=241AC7210-)									
2	5051-15282	Hose, HP	1	1						MLH3500
2-1	04105-15282	Hose, HP	1	1					↑	MLH3500
	(A=241AC7210-)(B=241AC7210-)									
2-2	04105-15285	Hose, HP	1	1					↑	MLH3500
	(A=241AC7231-)(B=241AC7231-)									
2	5051-15302	Hose, HP	1	1						MLH3700
2-1	04105-15302	Hose, HP	1	1					↑	MLH3700
	(A=241AC7210-)(B=241AC7210-)									
2-2	04105-15305	Hose, HP	1	1					↑	MLH3700
	(A=241AC7231-)(B=241AC7231-)									
2	5051-15310	Hose, HP	1	1						MLH4000
2-1	04105-15310	Hose, HP	1	1					↑	MLH4000
	(A=241AC7210-)(B=241AC7210-)									
2-2	04105-15315	Hose, HP	1	1					↑	MLH4000
	(A=241AC7231-)(B=241AC7231-)									
2	5051-15330	Hose, HP	1	1						MLH4300
2-1	04105-15330	Hose, HP	1	1					↑	MLH4300
	(A=241AC7210-)(B=241AC7210-)									
2-2	04105-15335	Hose, HP	1	1					↑	MLH4300
	(A=241AC7231-)(B=241AC7231-)									
2	5051-15348	Hose, HP	1	1						MLH4500
2-1	04105-15348	Hose, HP	1	1					↑	MLH4500
	(A=241AC7210-)(B=241AC7210-)									
2-2	04105-15355	Hose, HP	1	1					↑	MLH4500
	(A=241AC7231-)(B=241AC7231-)									
2	5051-15358	Hose, HP	1	1						MLH4700
2-1	04105-15358	Hose, HP	1	1					↑	MLH4700
	(A=241AC7210-)(B=241AC7210-)									
2-2	04105-15363	Hose, HP	1	1					↑	MLH4700
	(A=241AC7231-)(B=241AC7231-)									

Note :

Fig.2158D MAST PIPING[Mm] 1  
 [CS/FCS/RP/DRP],FB20P-28P(241AC2085-)/FB30P(251AC0206-)

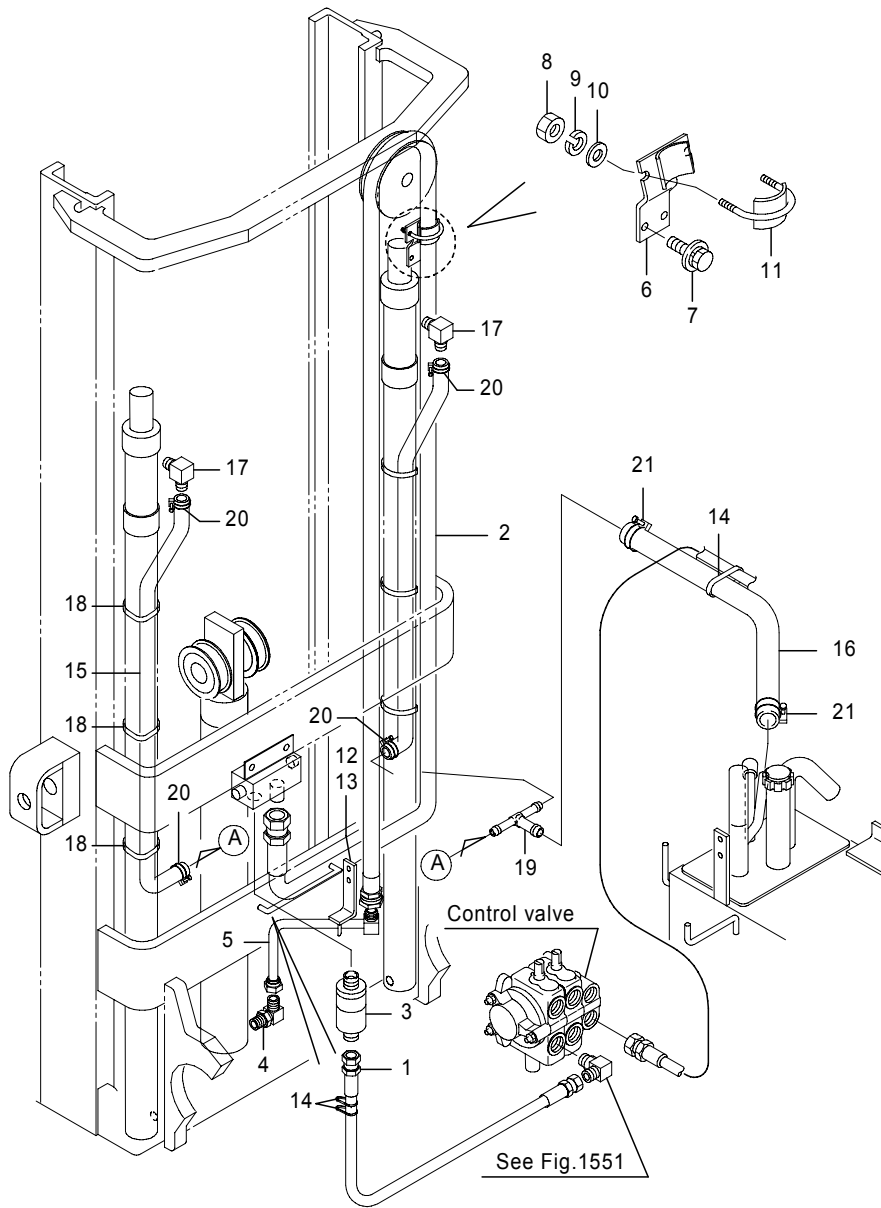


Fig.2158D MAST PIPING[Mm] 1  
 [CS/FCS/RP/DRP],FB20P-28P(241AC2085-)/FB30P(251AC0206-)

(A)=FB20P (D)=FB30P  
 (B)=FB25P (E)=  
 (C)=FB28P (F)=

No.	Parts No.	Parts Name	(A)	(B)	(C)	(D)	(E)	(F)	i/a	Remarks
2	5051-15378	Hose, HP	1	1						MLH5000
2-1	04105-15378	Hose, HP (A=241AC7210-)(B=241AC7210-)	1	1					↑	MLH5000
2-2	04105-15383	Hose, HP (A=241AC7231-)(B=241AC7231-)	1	1					↑	MLH5000
2	5051-15395	Hose, HP	1	1						MLH5300
2-1	04105-15395	Hose, HP (A=241AC7210-)(B=241AC7210-)	1	1					↑	MLH5300
2-2	04105-15403	Hose, HP (A=241AC7231-)(B=241AC7231-)	1	1					↑	MLH5300
2	5051-15415	Hose, HP	1	1						MLH5500
2-1	04105-15415	Hose, HP (A=241AC7210-)(B=241AC7210-)	1	1					↑	MLH5500
2-2	04105-15423	Hose, HP (A=241AC7231-)(B=241AC7231-)	1	1					↑	MLH5500
2	5051-15425	Hose, HP	1	1						MLH5700
2-1	04105-15425	Hose, HP (A=241AC7210-)(B=241AC7210-)	1	1					↑	MLH5700
2-2	04105-15433	Hose, HP (A=241AC7231-)(B=241AC7231-)	1	1					↑	MLH5700
2	5051-15462	Hose, HP	1	1						MLH6000
2-1	04105-15462	Hose, HP (A=241AC7210-)(B=241AC7210-)	1	1					↑	MLH6000
2-2	04105-15473	Hose, HP (A=241AC7231-)(B=241AC7231-)	1	1					↑	MLH6000
2	5051-15472	Hose, HP	1	1						MLH6300
2-1	04105-15472	Hose, HP (A=241AC7210-)(B=241AC7210-)	1	1					↑	MLH6300
2-2	04105-15483	Hose, HP (A=241AC7231-)(B=241AC7231-)	1	1					↑	MLH6300
2	5051-15492	Hose, HP	1	1						MLH6500
2-1	04105-15492	Hose, HP (A=241AC7210-)(B=241AC7210-)	1	1					↑	MLH6500
2-2	04105-15503	Hose, HP (A=241AC7231-)(B=241AC7231-)	1	1					↑	MLH6500

Note :

Fig.2158D MAST PIPING[Mm] 1  
 [CS/FCS/RP/DRP],FB20P-28P(241AC2085-)/FB30P(251AC0206-)

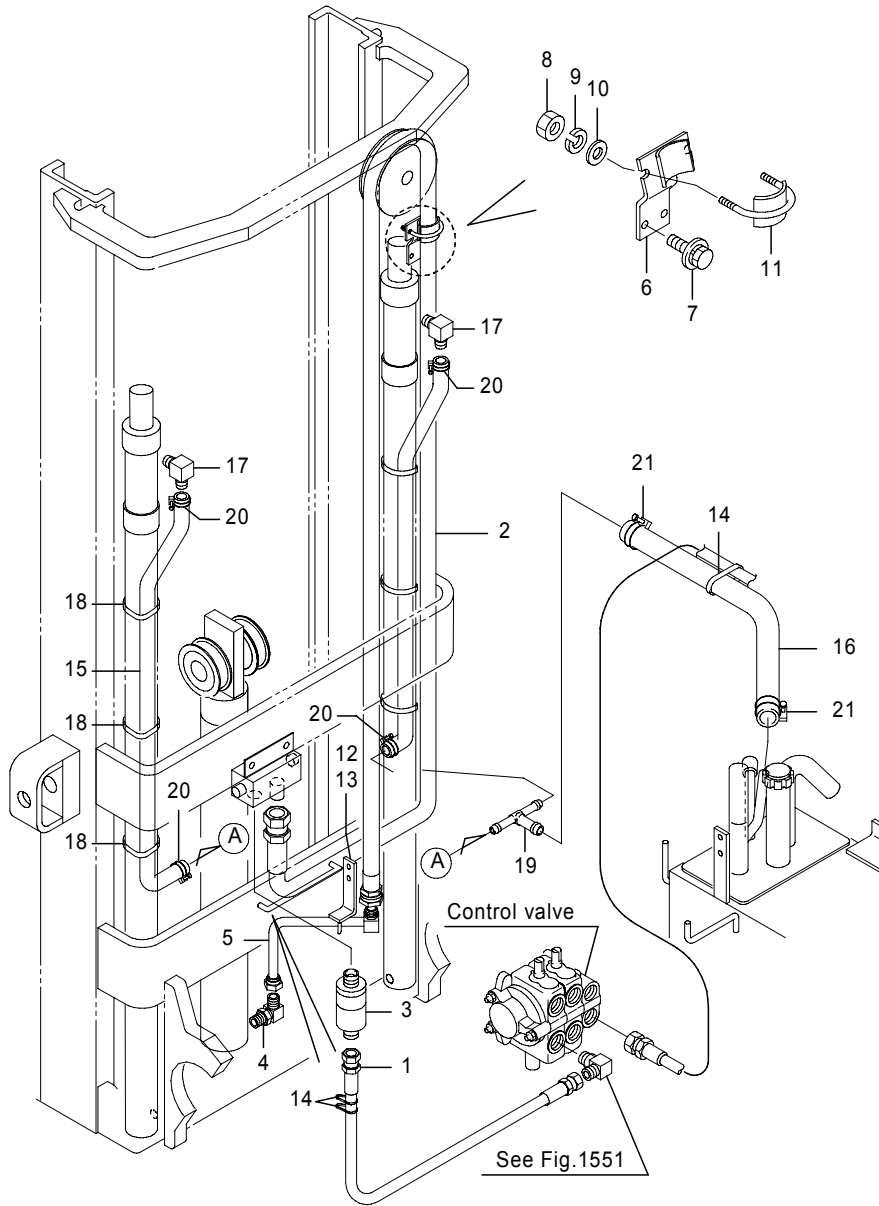


Fig.2158D MAST PIPING[Mm] 1  
 [CS/FCS/RP/DRP],FB20P-28P(241AC2085-)/FB30P(251AC0206-)

(A)=FB20P (D)=FB30P  
 (B)=FB25P (E)=  
 (C)=FB28P (F)=

No.	Parts No.	Parts Name	(A)	(B)	(C)	(D)	(E)	(F)	i/a	Remarks
2	5051-15508	Hose, HP	1	1						MLH6700
2-1	04105-15508	Hose, HP (A=241AC7210-)(B=241AC7210-)	1	1					↑	MLH6700
2-2	04105-15523	Hose, HP (A=241AC7231-)(B=241AC7231-)	1	1					↑	MLH6700
2	5051-15532	Hose, HP	1	1						MLH7000
2-1	04105-15532	Hose, HP (A=241AC7210-)(B=241AC7210-)	1	1					↑	MLH7000
2-2	04105-15550	Hose, HP (A=241AC7231-)(B=241AC7231-)	1	1					↑	MLH7000
2	04105-15583	Hose, HP (A=241AC7210-)(B=241AC7210-)	1	1					↑	MLH7500
2-1	04105-15600	Hose, HP (A=241AC7231-)(B=241AC7231-)	1	1					↑	MLH7500
2	5051-15282	Hose, HP			1	1				MLH3300
2-1	04105-15282	Hose, HP (C=241AC7210-)(D=251AC1067-)			1	1			↑	MLH3300
2-2	04105-15285	Hose, HP (C=241AC7231-)(D=251AC1069-)			1	1			↑	MLH3300
2	5051-15302	Hose, HP			1	1				MLH3500
2-1	04105-15302	Hose, HP (C=241AC7210-)(D=251AC1067-)			1	1			↑	MLH3500
2-2	04105-15305	Hose, HP (C=241AC7231-)(D=251AC1069-)			1	1			↑	MLH3500
2	5051-15310	Hose, HP			1	1				MLH3700
2-1	04105-15310	Hose, HP (C=241AC7210-)(D=251AC1067-)			1	1			↑	MLH3700
2-2	04105-15315	Hose, HP (C=241AC7231-)(D=251AC1069-)			1	1			↑	MLH3700
2	5051-15330	Hose, HP			1	1				MLH4000
2-1	04105-15330	Hose, HP (C=241AC7210-)(D=251AC1067-)			1	1			↑	MLH4000
2-2	04105-15335	Hose, HP (C=241AC7231-)(D=251AC1069-)			1	1			↑	MLH4000

Note :



Fig.2158D MAST PIPING[Mm] 1  
 [CS/FCS/RP/DRP],FB20P-28P(241AC2085-)/FB30P(251AC0206-)

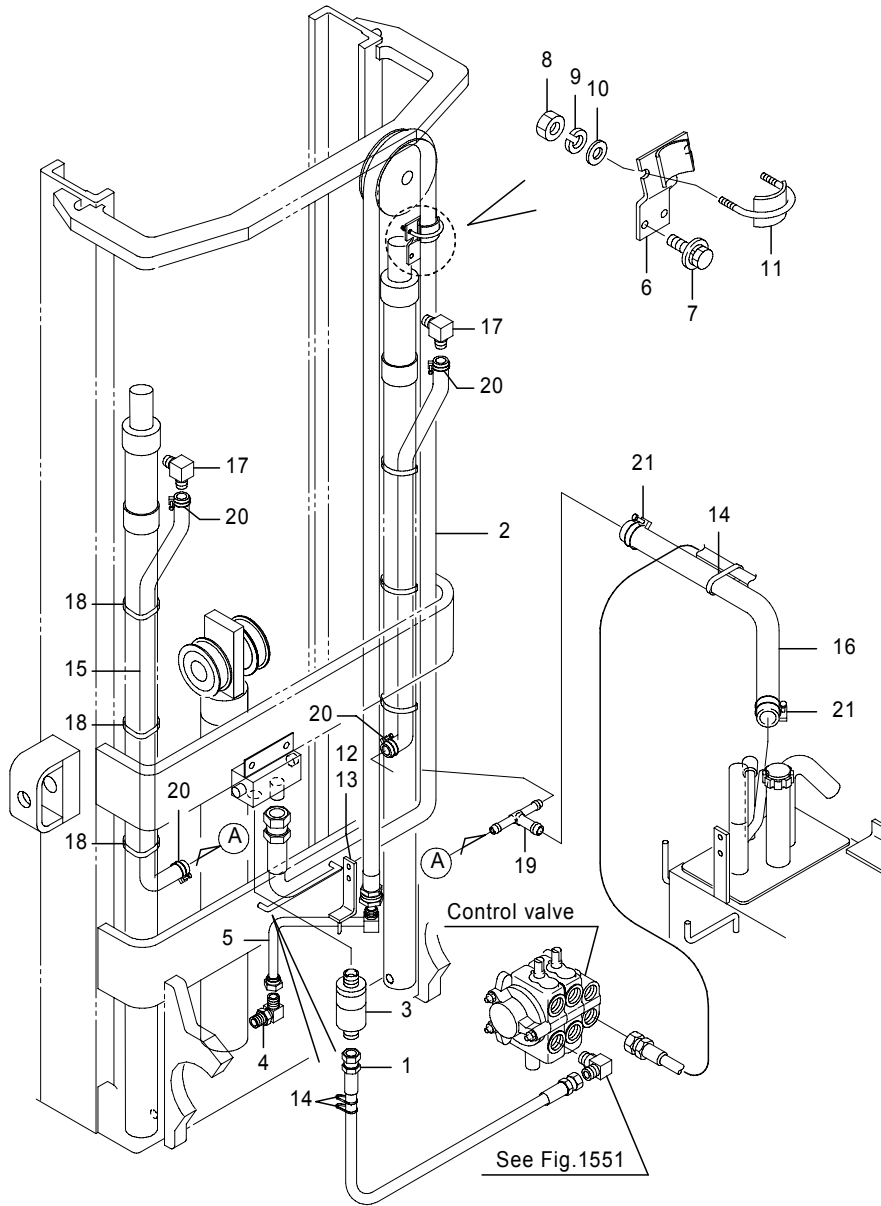


Fig.2158D MAST PIPING[Mm] 1  
 [CS/FCS/RP/DRP],FB20P-28P(241AC2085-)/FB30P(251AC0206-)

(A)=FB20P (D)=FB30P  
 (B)=FB25P (E)=  
 (C)=FB28P (F)=

No.	Parts No.	Parts Name	(A)	(B)	(C)	(D)	(E)	(F)	i/a	Remarks
2-1	04105-15348	Hose, HP (C=241AC7210-)(D=251AC1067-)				1	1		↑	MLH4300
2-2	04105-15355	Hose, HP (C=241AC7231-)(D=251AC1069-)				1	1		↑	MLH4300
2	5051-15358	Hose, HP				1	1			MLH4500
2-1	04105-15358	Hose, HP (C=241AC7210-)(D=251AC1067-)				1	1		↑	MLH4500
2-2	04105-15363	Hose, HP (C=241AC7231-)(D=251AC1069-)				1	1		↑	MLH4500
2	5051-15378	Hose, HP				1	1			MLH4700
2-1	04105-15378	Hose, HP (C=241AC7210-)(D=251AC1067-)				1	1		↑	MLH4700
2-2	04105-15383	Hose, HP (C=241AC7231-)(D=251AC1069-)				1	1		↑	MLH4700
2	5051-15395	Hose, HP				1	1			MLH5000
2-1	04105-15395	Hose, HP (C=241AC7210-)(D=251AC1067-)				1	1		↑	MLH5000
2-2	04105-15403	Hose, HP (C=241AC7231-)(D=251AC1069-)				1	1		↑	MLH5000
2	5051-15415	Hose, HP				1	1			MLH5300
2-1	04105-15415	Hose, HP (C=241AC7210-)(D=251AC1067-)				1	1		↑	MLH5300
2-2	04105-15423	Hose, HP (C=241AC7231-)(D=251AC1069-)				1	1		↑	MLH5300
2	5051-15425	Hose, HP				1	1			MLH5500
2-1	04105-15425	Hose, HP (C=241AC7210-)(D=251AC1067-)				1	1		↑	MLH5500
2-2	04105-15433	Hose, HP (C=241AC7231-)(D=251AC1069-)				1	1		↑	MLH5500
2	5051-15462	Hose, HP				1	1			MLH5700
2-1	04105-15462	Hose, HP (C=241AC7210-)(D=251AC1067-)				1	1		↑	MLH5700
2-2	04105-15473	Hose, HP (C=241AC7231-)(D=251AC1069-)				1	1		↑	MLH5700

Note :

Fig.2158D MAST PIPING[Mm] 1  
 [CS/FCS/RP/DRP],FB20P-28P(241AC2085-)/FB30P(251AC0206-)

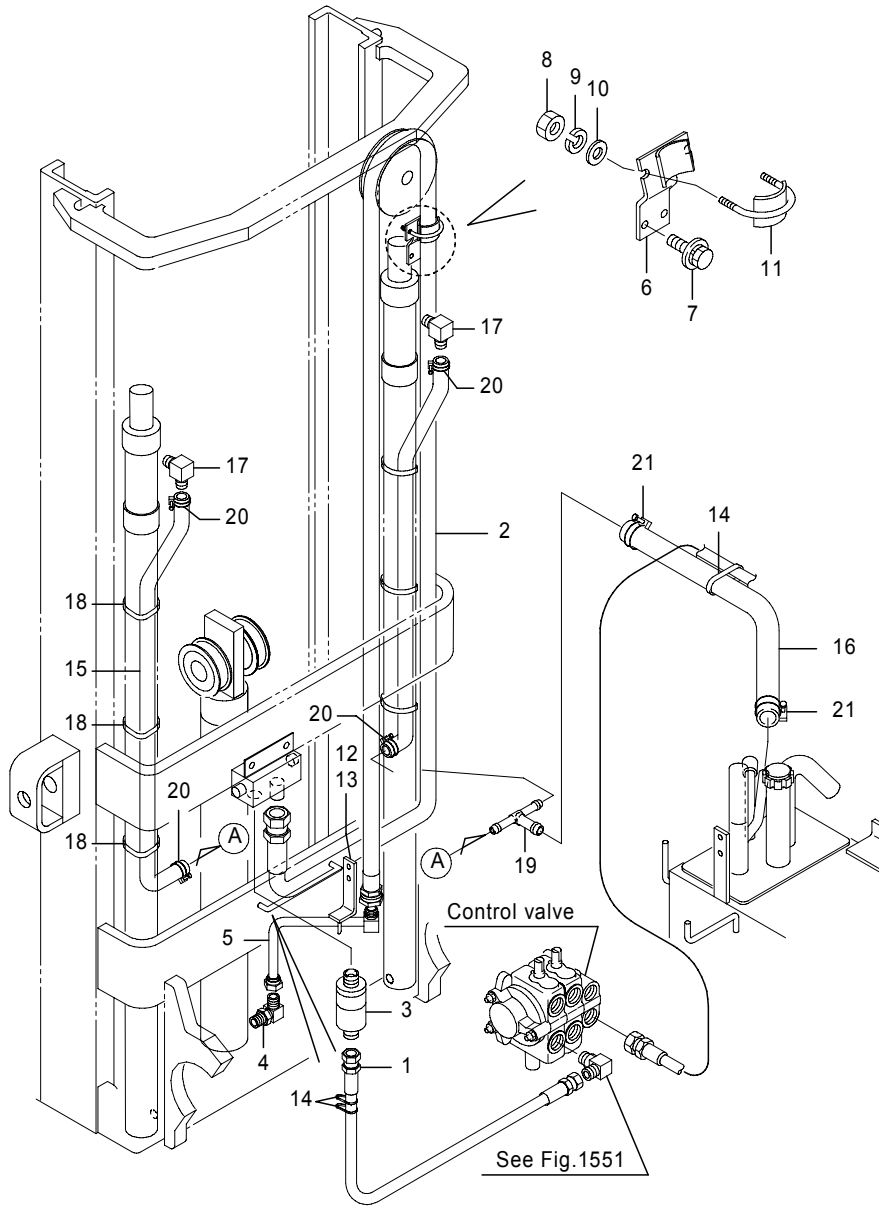


Fig.2158D MAST PIPING[Mm] 1  
 [CS/FCS/RP/DRP],FB20P-28P(241AC2085-)/FB30P(251AC0206-)

(A)=FB20P (D)=FB30P  
 (B)=FB25P (E)=  
 (C)=FB28P (F)=

No.	Parts No.	Parts Name	(A)	(B)	(C)	(D)	(E)	(F)	i/a	Remarks
2-1	04105-15472	Hose, HP (C=241AC7210-)(D=251AC1067-)				1	1		↑	MLH6000
2-2	04105-15483	Hose, HP (C=241AC7231-)(D=251AC1069-)				1	1		↑	MLH6000
2	5051-15492	Hose, HP				1	1			MLH6300
2-1	04105-15492	Hose, HP (C=241AC7210-)(D=251AC1067-)				1	1		↑	MLH6300
2-2	04105-15503	Hose, HP (C=241AC7231-)(D=251AC1069-)				1	1		↑	MLH6300
2	5051-15508	Hose, HP				1	1			MLH6500
2-1	04105-15508	Hose, HP (C=241AC7210-)(D=251AC1067-)				1	1		↑	MLH6500
2-2	04105-15523	Hose, HP (C=241AC7231-)(D=251AC1069-)				1	1		↑	MLH6500
2	5051-15532	Hose, HP				1	1			MLH6700
2-1	04105-15532	Hose, HP (C=241AC7210-)(D=251AC1067-)				1	1		↑	MLH6700
2-2	04105-15550	Hose, HP (C=241AC7231-)(D=251AC1069-)				1	1		↑	MLH6700
2	5051-15550	Hose, HP				1				MLH7000
2-1	04105-15550	Hose, HP (C=241AC7210-)				1			↑	MLH7000
2-2	04105-15570	Hose, HP (C=241AC7231-)				1			↑	MLH7000
2	04105-15583	Hose, HP (C=241AC7210-)				1				MLH7300
2-1	04105-15600	Hose, HP (C=241AC7231-)				1			↑	MLH7300
3	31810-06790	Valve, flow control	1	1	1	1				60L/min
4	31830-15860	Elbow	1	1	1	1				
4-1	70001-54890	Elbow (A=241AC7239-)(B=241AC7239-)(C=241AC7239-)(D=251AC1071-)	1	1	1	1			↑	
5	52000-77440	Pipe comp., lift	1	1	1	1				
6	52001-03380	Clamp(1)	1	1	1	1				

Note :

Fig.2158D MAST PIPING[Mm] 1  
 [CS/FCS/RP/DRP],FB20P-28P(241AC2085-)/FB30P(251AC0206-)

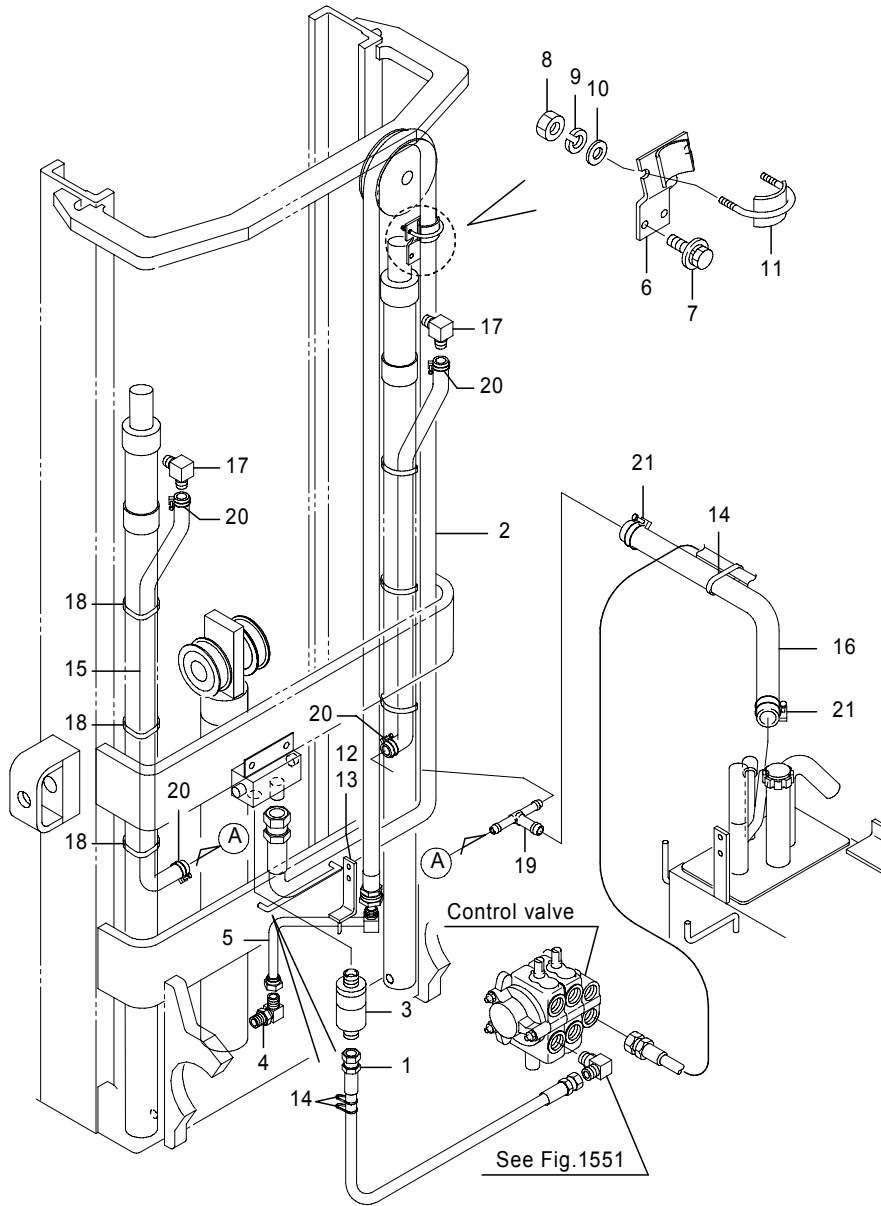


Fig.2158D MAST PIPING[Mm] 1  
 [CS/FCS/RP/DRP],FB20P-28P(241AC2085-)/FB30P(251AC0206-)

(A)=FB20P (D)=FB30P  
 (B)=FB25P (E)=  
 (C)=FB28P (F)=

No.	Parts No.	Parts Name	(A)	(B)	(C)	(D)	(E)	(F)	i/a	Remarks
6-1	52001-03381	Clamp(1) (A=241AC3184-)(B=241AC3184-)(C=241AC3184-)(D=251AC0329-)	1	1	1	1				↓
6-2	52007-26390	Clamp(1) (A=241AC7210-)(B=241AC7210-)(C=241AC7210-)(D=251AC1067-)	1	1	1	1				↑
7	0016-06014	Bolt, w/washers	2	2	2	2				
7-1	0016-06025	Bolt, w/washers (A=241AC2307-)(B=241AC2307-)(C=241AC2307-)(D=251AC0242-)	2	2	2	2				↓
8	0000-00006	Nut	2	2	2	2				
8-1	00000-41006	Nut, U (A=241AC7239-)(B=241AC7239-)(C=241AC7239-)(D=251AC1071-)	2	2	2	2				↑
9	0000-70006	Washer, lock (A=-241AC7238)(B=-241AC7238)(C=-241AC7238)(D=-251AC1070)	2	2	2	2				
10	0000-72006	Washer, plain	2	2	2	2				
11	14500-86500	Clamp(2)	1	1	1	1				
12	52001-17260	Bracket, pipe	1	1	1	1				
13	0016-06014	Bolt, w/washers	2	2	2	2				
14	37990-03500	Band	2	2	2	2				
15	0369-09111	Hose, LP	2	2						MLH3300
	0369-09121	Hose, LP	2	2						MLH3500
	0369-09131	Hose, LP	2	2						MLH3700
	0369-09137	Hose, LP	2	2						MLH4000
	0369-09147	Hose, LP	2	2						MLH4300
	0369-09157	Hose, LP	2	2						MLH4500
	0369-09161	Hose, LP	2	2						MLH4700
	0369-09171	Hose, LP	2	2						MLH5000
	0369-09181	Hose, LP	2	2						MLH5300
	0369-09191	Hose, LP	2	2						MLH5500
	0369-09197	Hose, LP	2	2						MLH5700
	0369-09217	Hose, LP	2	2						MLH6000
	0369-09221	Hose, LP	2	2						MLH6300
	0369-09231	Hose, LP	2	2						MLH6500
	0369-09241	Hose, LP	2	2						MLH6700
	0369-09257	Hose, LP	2	2						MLH7000
	0369-09121	Hose, LP			2	2				MLH3300
	0369-09131	Hose, LP			2	2				MLH3500

Note :

Fig.2158D MAST PIPING[Mm] 1  
 [CS/FCS/RP/DRP],FB20P-28P(241AC2085-)/FB30P(251AC0206-)

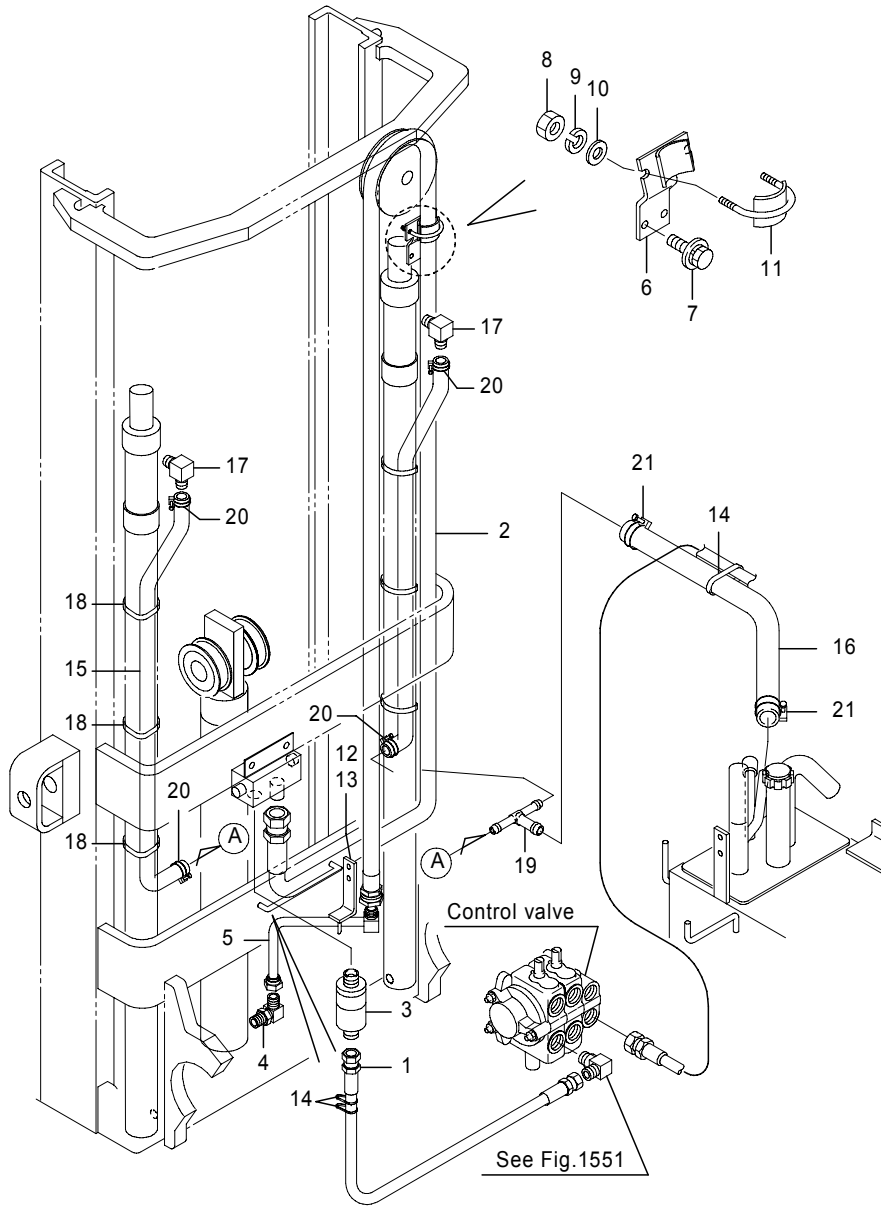


Fig.2158D MAST PIPING[Mm] 1  
 [CS/FCS/RP/DRP],FB20P-28P(241AC2085-)/FB30P(251AC0206-)

(A)=FB20P (D)=FB30P  
 (B)=FB25P (E)=  
 (C)=FB28P (F)=

No.	Parts No.	Parts Name	(A)	(B)	(C)	(D)	(E)	(F)	i/a	Remarks
15	0369-09137	Hose, LP				2	2			MLH3700
	0369-09147	Hose, LP				2	2			MLH4000
	0369-09157	Hose, LP				2	2			MLH4300
	0369-09161	Hose, LP				2	2			MLH4500
	0369-09171	Hose, LP				2	2			MLH4700
	0369-09181	Hose, LP				2	2			MLH5000
	0369-09191	Hose, LP				2	2			MLH5300
	0369-09197	Hose, LP				2	2			MLH5500
	0369-09217	Hose, LP				2	2			MLH5700
	0369-09221	Hose, LP				2	2			MLH6000
	0369-09231	Hose, LP				2	2			MLH6300
	0369-09241	Hose, LP				2	2			MLH6500
	0369-09257	Hose, LP				2	2			MLH6700
	0369-09257	Hose, LP				2	2			MLH6700
	0369-09271	Hose, LP				2	2			MLH7000
16	0370-12117	Hose, LP	1	1	1	1				
17	31830-00630	Elbow	2	2	2	2				
18	32391-00220	Band	AR	AR	AR	AR				
19	14502-38190	Tee	1	1	1	1				
20	0399-00016	Clip, hose	4	4	4	4				
21	0399-00022	Clip, hose	2	2	2	2				

Note :

Fig.2158E MAST PIPING[Mm] 1

Finger tip

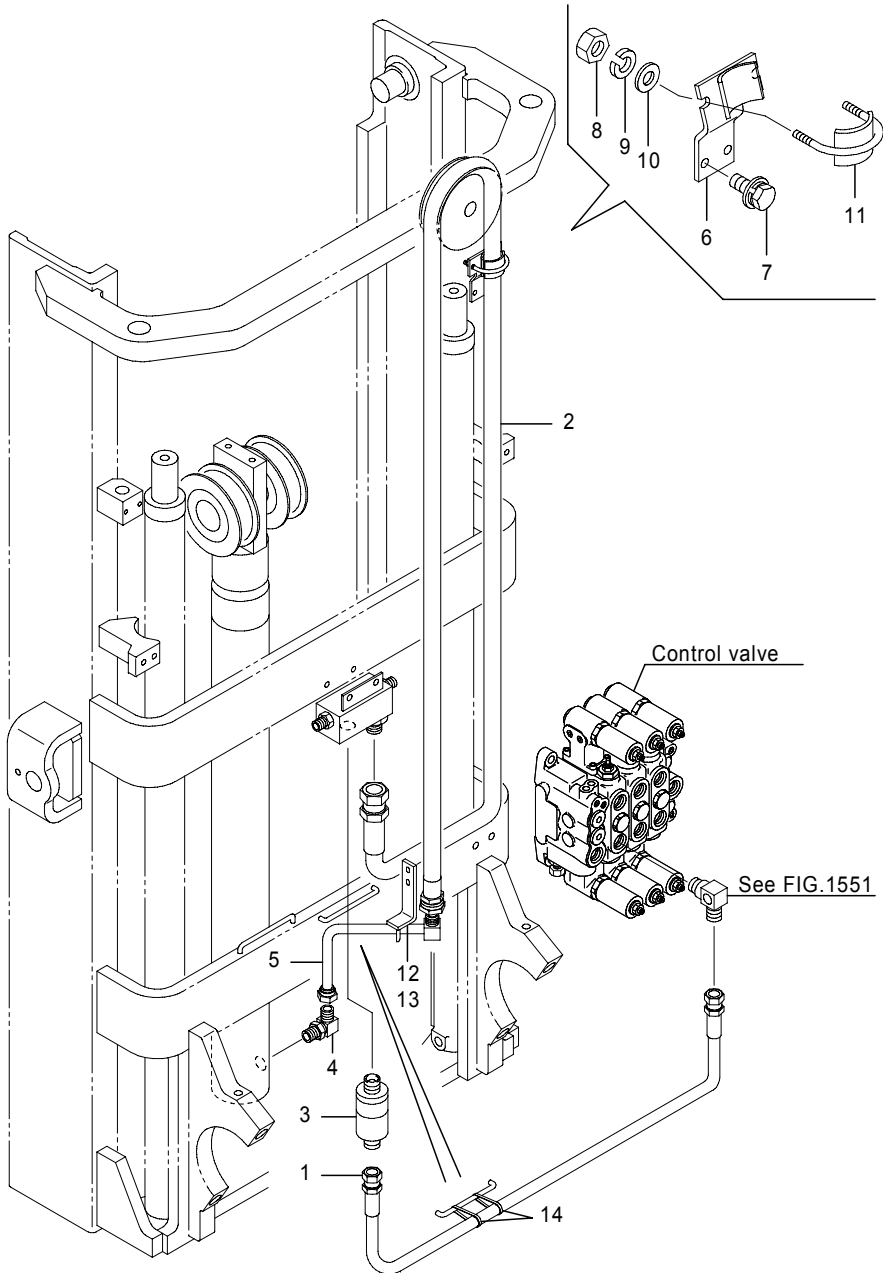


Fig.2158E MAST PIPING[Mm] 1

Finger tip

(A)=FB20P (D)=FB30P

(B)=FB25P (E)=

(C)=FB28P (F)=

No.	Parts No.	Parts Name	(A)	(B)	(C)	(D)	(E)	(F)	i/a	Remarks
1	04005-12060	Hose, HP	1	1	1					
	04005-12065	Hose, HP				1				
2	5051-15270	Hose, HP	1	1						MLH3300
2-1	04105-15270	Hose, HP	1	1					↑	MLH3300
	(A=241AC7210-)(B=241AC7210-)									
2	5051-15282	Hose, HP	1	1						MLH3500
2-1	04105-15282	Hose, HP	1	1					↑	MLH3500
	(A=241AC7210-)(B=241AC7210-)									
2-2	04105-15285	Hose, HP	1	1					↑	MLH3500
	(A=241AC7231-)(B=241AC7231-)									
2	5051-15302	Hose, HP	1	1						MLH3700
2-1	04105-15302	Hose, HP	1	1					↑	MLH3700
	(A=241AC7210-)(B=241AC7210-)									
2-2	04105-15305	Hose, HP	1	1					↑	MLH3700
	(A=241AC7231-)(B=241AC7231-)									
2	5051-15310	Hose, HP	1	1						MLH4000
2-1	04105-15310	Hose, HP	1	1					↑	MLH4000
	(A=241AC7210-)(B=241AC7210-)									
2-2	04105-15315	Hose, HP	1	1					↑	MLH4000
	(A=241AC7231-)(B=241AC7231-)									
2	5051-15330	Hose, HP	1	1						MLH4300
2-1	04105-15330	Hose, HP	1	1					↑	MLH4300
	(A=241AC7210-)(B=241AC7210-)									
2-2	04105-15335	Hose, HP	1	1					↑	MLH4300
	(A=241AC7231-)(B=241AC7231-)									
2	5051-15348	Hose, HP	1	1						MLH4500
2-1	04105-15348	Hose, HP	1	1					↑	MLH4500
	(A=241AC7210-)(B=241AC7210-)									
2-2	04105-15355	Hose, HP	1	1					↑	MLH4500
	(A=241AC7231-)(B=241AC7231-)									
2	5051-15358	Hose, HP	1	1						MLH4700
2-1	04105-15358	Hose, HP	1	1					↑	MLH4700
	(A=241AC7210-)(B=241AC7210-)									
2-2	04105-15363	Hose, HP	1	1					↑	MLH4700
	(A=241AC7231-)(B=241AC7231-)									

Note :

Fig.2158E MAST PIPING[Mm] 1

Finger tip

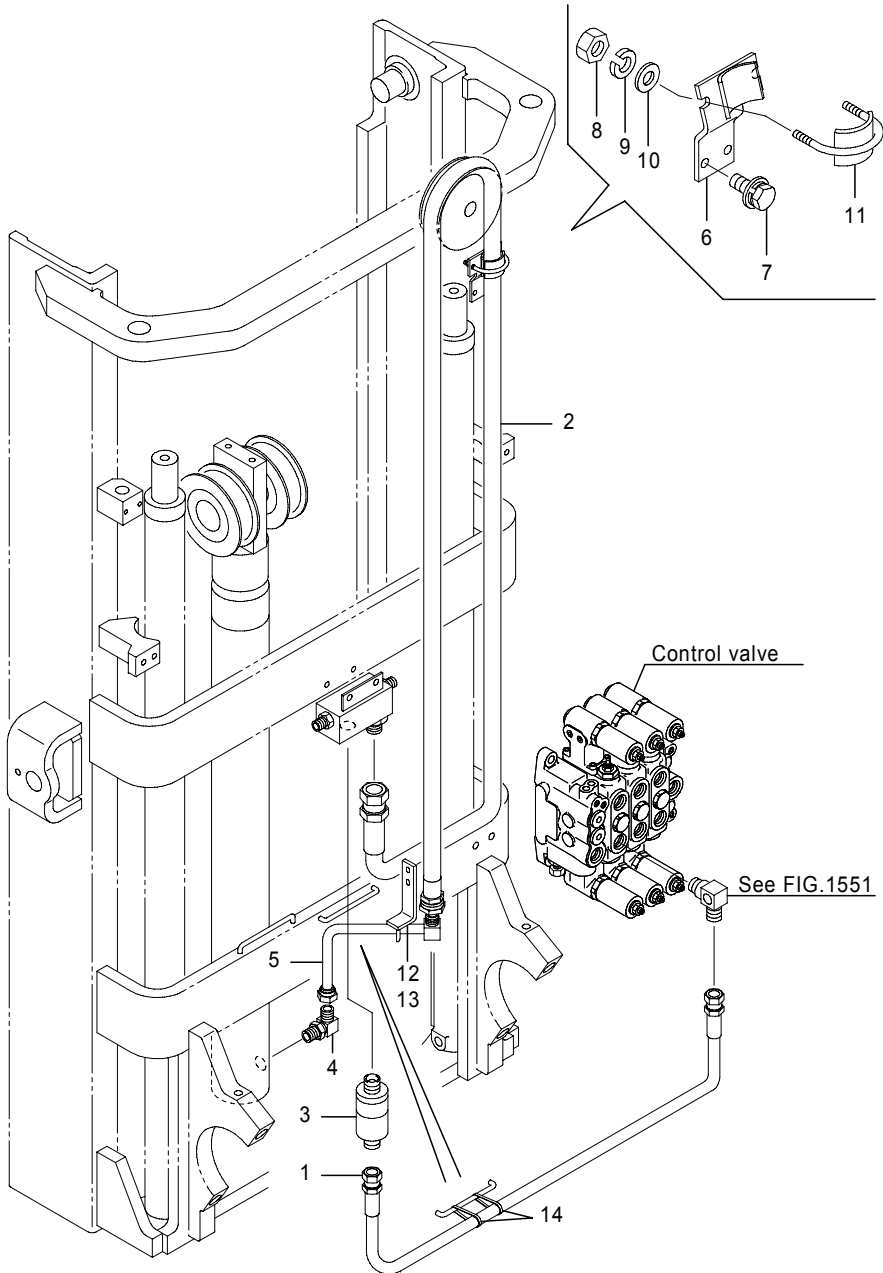


Fig.2158E MAST PIPING[Mm] 1

Finger tip

(A)=FB20P (D)=FB30P

(B)=FB25P (E)=

(C)=FB28P (F)=

No.	Parts No.	Parts Name	(A)	(B)	(C)	(D)	(E)	(F)	i/a	Remarks
2	5051-15378	Hose, HP	1	1						MLH5000
2-1	04105-15378 (A=241AC7210-)(B=241AC7210-)	Hose, HP	1	1					↑	MLH5000
2-2	04105-15383 (A=241AC7231-)(B=241AC7231-)	Hose, HP	1	1					↑	MLH5000
2	5051-15395	Hose, HP	1	1						MLH5300
2-1	04105-15395 (A=241AC7210-)(B=241AC7210-)	Hose, HP	1	1					↑	MLH5300
2-2	04105-15403 (A=241AC7231-)(B=241AC7231-)	Hose, HP	1	1					↑	MLH5300
2	5051-15415	Hose, HP	1	1						MLH5500
2-1	04105-15415 (A=241AC7210-)(B=241AC7210-)	Hose, HP	1	1					↑	MLH5500
2-2	04105-15423 (A=241AC7231-)(B=241AC7231-)	Hose, HP	1	1					↑	MLH5500
2	5051-15425	Hose, HP	1	1						MLH5700
2-1	04105-15425 (A=241AC7210-)(B=241AC7210-)	Hose, HP	1	1					↑	MLH5700
2-2	04105-15433 (A=241AC7231-)(B=241AC7231-)	Hose, HP	1	1					↑	MLH5700
2	5051-15462	Hose, HP	1	1						MLH6000
2-1	04105-15462 (A=241AC7210-)(B=241AC7210-)	Hose, HP	1	1					↑	MLH6000
2-2	04105-15473 (A=241AC7231-)(B=241AC7231-)	Hose, HP	1	1					↑	MLH6000
2	5051-15472	Hose, HP	1	1						MLH6300
2-1	04105-15472 (A=241AC7210-)(B=241AC7210-)	Hose, HP	1	1					↑	MLH6300
2-2	04105-15483 (A=241AC7231-)(B=241AC7231-)	Hose, HP	1	1					↑	MLH6300
2	5051-15492	Hose, HP	1	1						MLH6500
2-1	04105-15492 (A=241AC7210-)(B=241AC7210-)	Hose, HP	1	1					↑	MLH6500
2-2	04105-15503 (A=241AC7231-)(B=241AC7231-)	Hose, HP	1	1					↑	MLH6500

Note :

Fig.2158E MAST PIPING[Mm] 1

Finger tip

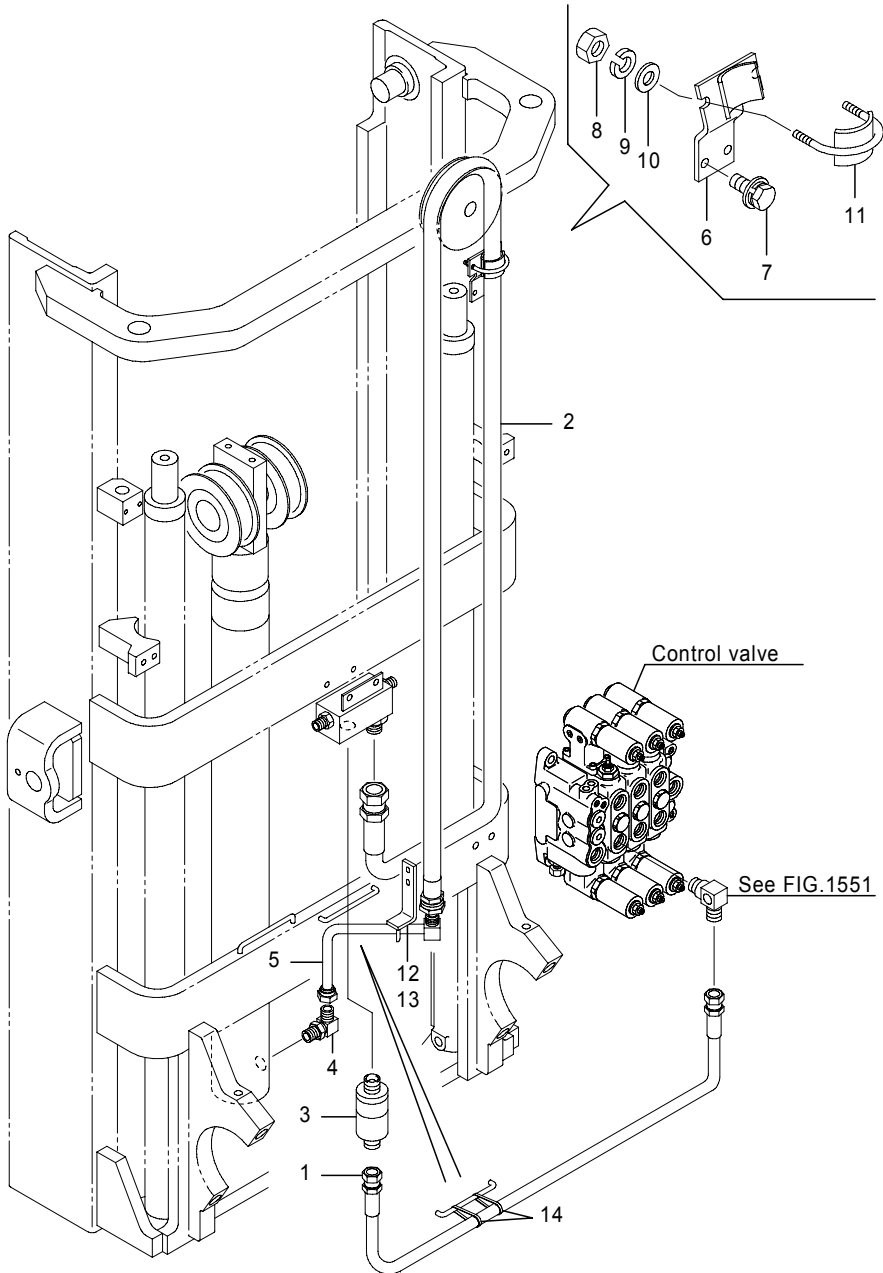


Fig.2158E MAST PIPING[Mm] 1

Finger tip

(A)=FB20P (D)=FB30P

(B)=FB25P (E)=

(C)=FB28P (F)=

No.	Parts No.	Parts Name	(A)	(B)	(C)	(D)	(E)	(F)	i/a	Remarks
2	5051-15508	Hose, HP	1	1						MLH6700
2-1	04105-15508 (A=241AC7210-)(B=241AC7210-)	Hose, HP	1	1					↑	MLH6700
2-2	04105-15523 (A=241AC7231-)(B=241AC7231-)	Hose, HP	1	1					↑	MLH6700
2	5051-15532	Hose, HP	1	1						MLH7000
2-1	04105-15532 (A=241AC7210-)(B=241AC7210-)	Hose, HP	1	1					↑	MLH7000
2-2	04105-15550 (A=241AC7231-)(B=241AC7231-)	Hose, HP	1	1					↑	MLH7000
2	04105-15583 (A=241AC7210-)(B=241AC7210-)	Hose, HP	1	1					↑	MLH7500
2-1	04105-15600 (A=241AC7231-)(B=241AC7231-)	Hose, HP	1	1						MLH7500
2	5051-15282	Hose, HP				1	1			MLH3300
2-1	04105-15282 (C=241AC7210-)(D=251AC1067-)	Hose, HP				1	1		↑	MLH3300
2-2	04105-15285 (C=241AC7231-)(D=251AC1069-)	Hose, HP				1	1		↑	MLH3300
2	5051-15302	Hose, HP				1	1			MLH3500
2-1	04105-15302 (C=241AC7210-)(D=251AC1067-)	Hose, HP				1	1		↑	MLH3500
2-2	04105-15305 (C=241AC7231-)(D=251AC1069-)	Hose, HP				1	1		↑	MLH3500
2	5051-15310	Hose, HP				1	1			MLH3700
2-1	04105-15310 (C=241AC7210-)(D=251AC1067-)	Hose, HP				1	1		↑	MLH3700
2-2	04105-15315 (C=241AC7231-)(D=251AC1069-)	Hose, HP				1	1		↑	MLH3700
2	5051-15330	Hose, HP				1	1			MLH4000
2-1	04105-15330 (C=241AC7210-)(D=251AC1067-)	Hose, HP				1	1		↑	MLH4000
2-2	04105-15335 (C=241AC7231-)(D=251AC1069-)	Hose, HP				1	1		↑	MLH4000

Note :

Fig.2158E MAST PIPING[Mm] 1

Finger tip

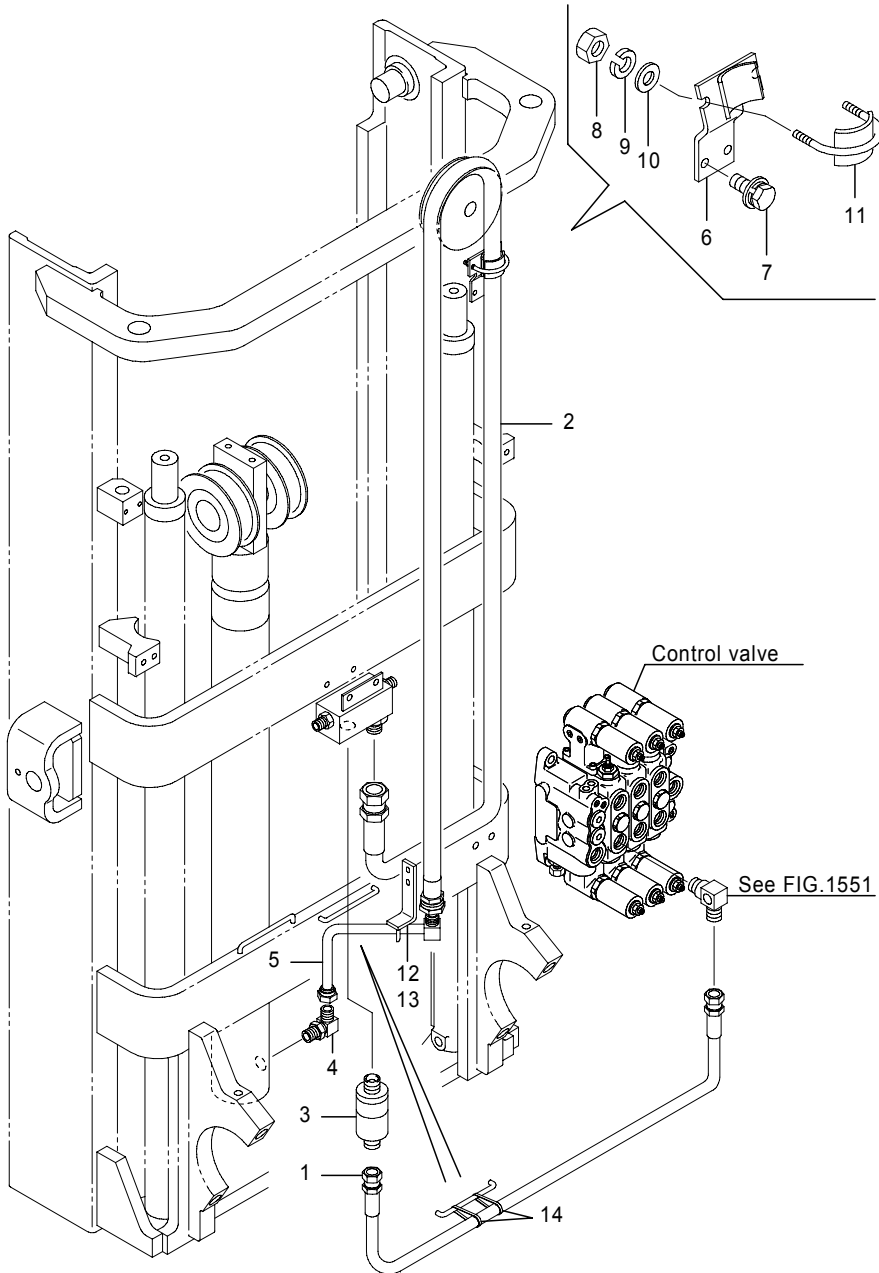


Fig.2158E MAST PIPING[Mm] 1

Finger tip

(A)=FB20P (D)=FB30P

(B)=FB25P (E)=

(C)=FB28P (F)=

No.	Parts No.	Parts Name	(A)	(B)	(C)	(D)	(E)	(F)	i/a	Remarks
2-1	04105-15348	Hose, HP (C=241AC7210-)(D=251AC1067-)				1	1		↑	MLH4300
2-2	04105-15355	Hose, HP (C=241AC7231-)(D=251AC1069-)				1	1		↑	MLH4300
2	5051-15358	Hose, HP				1	1			MLH4500
2-1	04105-15358	Hose, HP (C=241AC7210-)(D=251AC1067-)				1	1		↑	MLH4500
2-2	04105-15363	Hose, HP (C=241AC7231-)(D=251AC1069-)				1	1		↑	MLH4500
2	5051-15378	Hose, HP				1	1			MLH4700
2-1	04105-15378	Hose, HP (C=241AC7210-)(D=251AC1067-)				1	1		↑	MLH4700
2-2	04105-15383	Hose, HP (C=241AC7231-)(D=251AC1069-)				1	1		↑	MLH4700
2	5051-15395	Hose, HP				1	1			MLH5000
2-1	04105-15395	Hose, HP (C=241AC7210-)(D=251AC1067-)				1	1		↑	MLH5000
2-2	04105-15403	Hose, HP (C=241AC7231-)(D=251AC1069-)				1	1		↑	MLH5000
2	5051-15415	Hose, HP				1	1			MLH5300
2-1	04105-15415	Hose, HP (C=241AC7210-)(D=251AC1067-)				1	1		↑	MLH5300
2-2	04105-15423	Hose, HP (C=241AC7231-)(D=251AC1069-)				1	1		↑	MLH5300
2	5051-15425	Hose, HP				1	1			MLH5500
2-1	04105-15425	Hose, HP (C=241AC7210-)(D=251AC1067-)				1	1		↑	MLH5500
2-2	04105-15433	Hose, HP (C=241AC7231-)(D=251AC1069-)				1	1		↑	MLH5500
2	5051-15462	Hose, HP				1	1			MLH5700
2-1	04105-15462	Hose, HP (C=241AC7210-)(D=251AC1067-)				1	1		↑	MLH5700
2-2	04105-15473	Hose, HP (C=241AC7231-)(D=251AC1069-)				1	1		↑	MLH5700

Note :



Fig.2158E MAST PIPING[Mm] 1

Finger tip

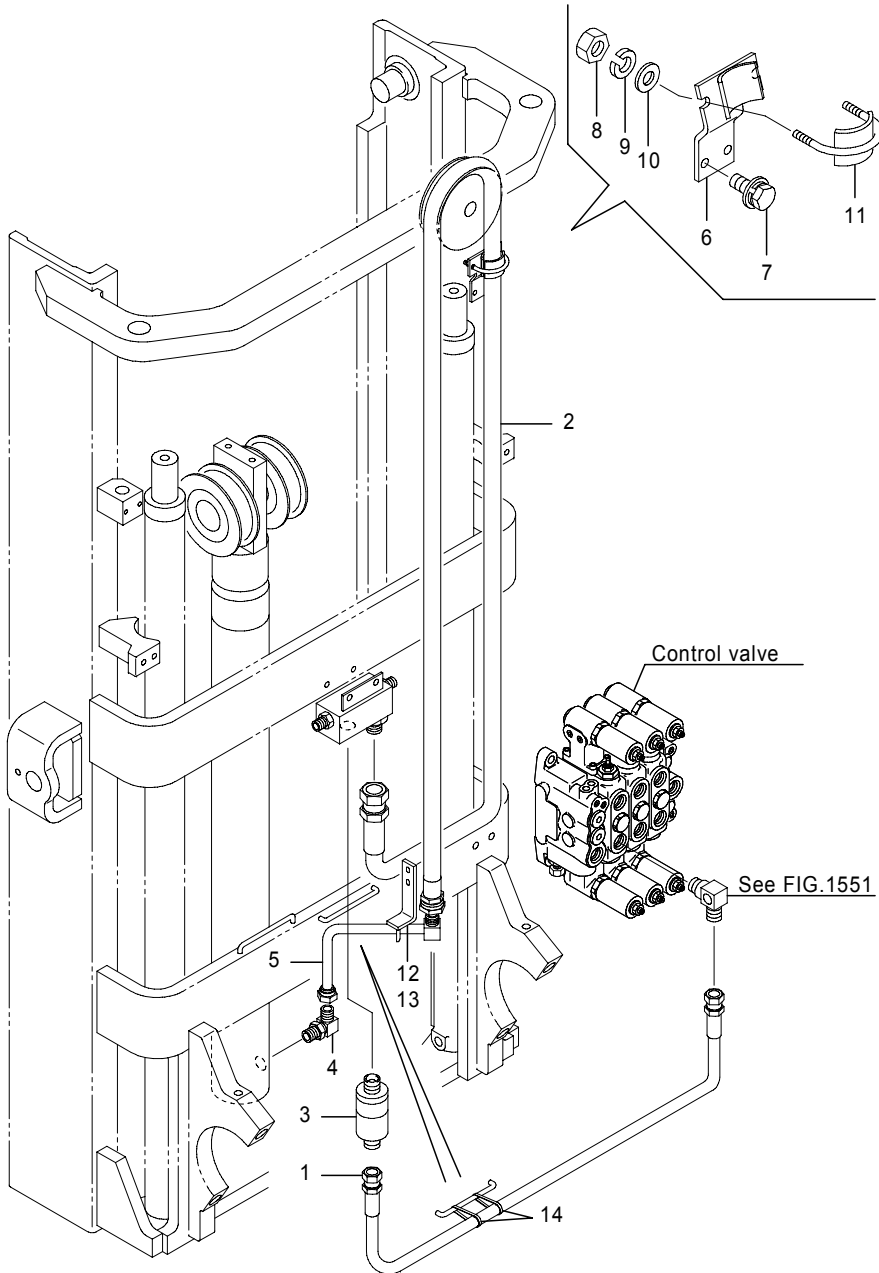


Fig.2158E MAST PIPING[Mm] 1

Finger tip

(A)=FB20P (D)=FB30P

(B)=FB25P (E)=

(C)=FB28P (F)=

No.	Parts No.	Parts Name	(A)	(B)	(C)	(D)	(E)	(F)	i/a	Remarks
2-1	04105-15472	Hose, HP (C=241AC7210-)(D=251AC1067-)				1	1		↑	MLH6000
2-2	04105-15483	Hose, HP (C=241AC7231-)(D=251AC1069-)				1	1		↑	MLH6000
2	5051-15492	Hose, HP				1	1			MLH6300
2-1	04105-15492	Hose, HP (C=241AC7210-)(D=251AC1067-)				1	1		↑	MLH6300
2-2	04105-15503	Hose, HP (C=241AC7231-)(D=251AC1069-)				1	1		↑	MLH6300
2	5051-15508	Hose, HP				1	1			MLH6500
2-1	04105-15508	Hose, HP (C=241AC7210-)(D=251AC1067-)				1	1		↑	MLH6500
2-2	04105-15523	Hose, HP (C=241AC7231-)(D=251AC1069-)				1	1		↑	MLH6500
2	5051-15532	Hose, HP				1	1			MLH6700
2-1	04105-15532	Hose, HP (C=241AC7210-)(D=251AC1067-)				1	1		↑	MLH6700
2-2	04105-15550	Hose, HP (C=241AC7231-)(D=251AC1069-)				1	1		↑	MLH6700
2	5051-15550	Hose, HP				1	1			MLH7000
2-1	04105-15550	Hose, HP (C=241AC7210-)				1	1		↑	MLH7000
2-2	04105-15570	Hose, HP (C=241AC7231-)				1	1		↑	MLH7000
3	31810-06790	Valve, flow control	1	1	1	1				60L/min
4	31830-15860	Elbow	1	1	1	1				
4-1	70001-54890	Elbow (A=241AC7239-)(B=241AC7239-)(C=241AC7239-)(D=251AC1071-)	1	1	1	1			↑	
5	52000-77440	Pipe comp., lift	1	1	1	1				
6	52001-03381	Clamp(1) (A=241AC3184-)(B=241AC3184-)(C=241AC3184-)(D=251AC0329-)	1	1	1	1				
6-1	52007-26390	Clamp(1)	1	1	1	1			↑	
7	0016-06025	Bolt, w/washers (A=241AC2307-)(B=241AC2307-)(C=241AC2307-)(D=251AC0242-)	2	2	2	2				

Note :

Fig.2158E MAST PIPING[Mm] 1

Finger tip

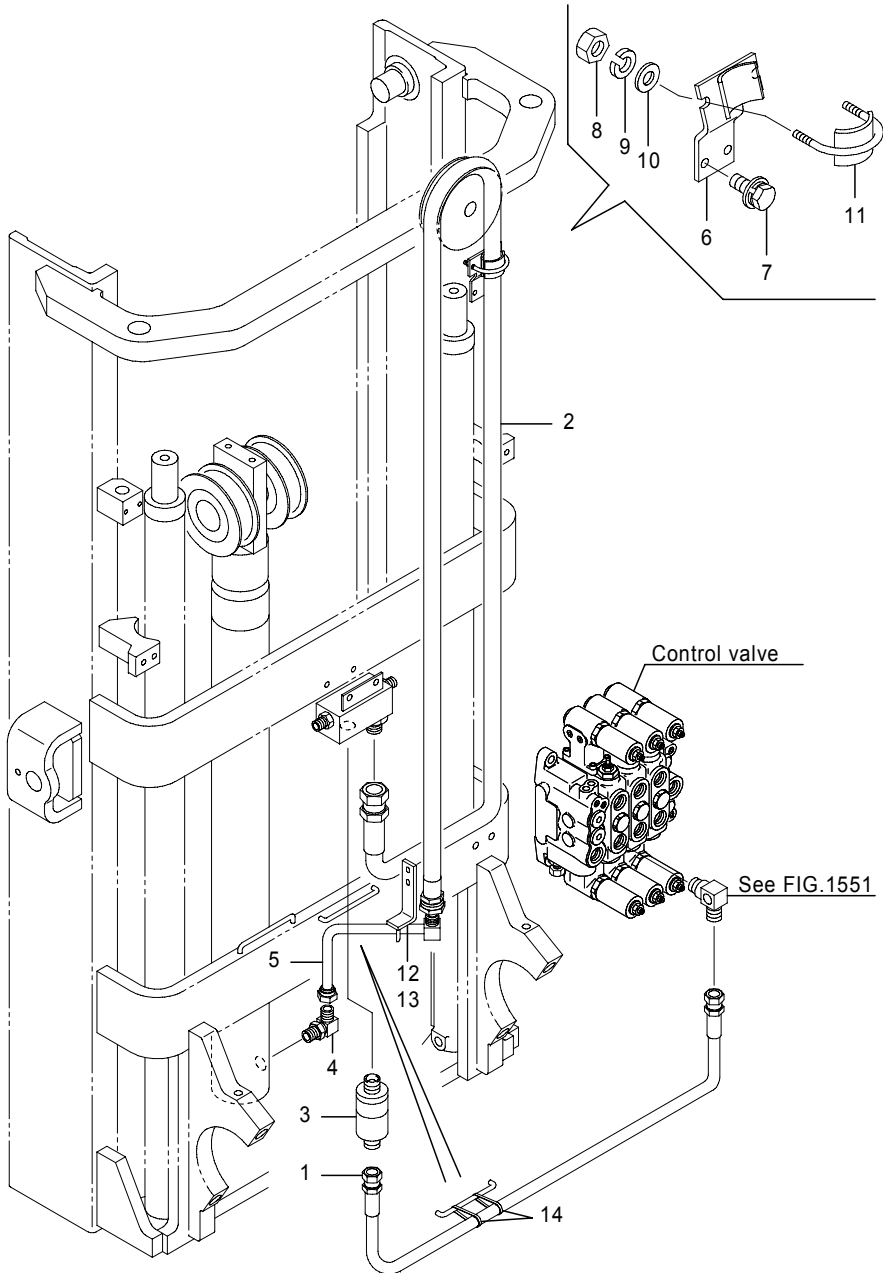


Fig.2158E MAST PIPING[Mm] 1

Finger tip

(A)=FB20P (D)=FB30P

(B)=FB25P (E)=

(C)=FB28P (F)=

No.	Parts No.	Parts Name	(A)	(B)	(C)	(D)	(E)	(F)	i/a	Remarks
8	0000-00006	Nut	2	2	2	2				
8-1	00000-41006	Nut,U	2	2	2	2			↑	
9	0000-70006	Washer, lock	2	2	2	2			↑	
(A=-241AC7238)(B=-241AC7238)(C=-241AC7238)(D=-251AC1070)										
10	0000-72006	Washer, plain	2	2	2	2				
11	14500-86500	Clamp(2)	1	1	1	1				
12	52001-17260	Bracket, pipe	1	1	1	1				
13	0016-06014	Bolt, w/washers	2	2	2	2				
14	37990-03500	Band	2	2	2	2				

Note :

Fig.2159A MAST PIPING[Mm] 2  
 [Std],FB20P-28P(241AC2085-)/FB30P(251AC0206-)

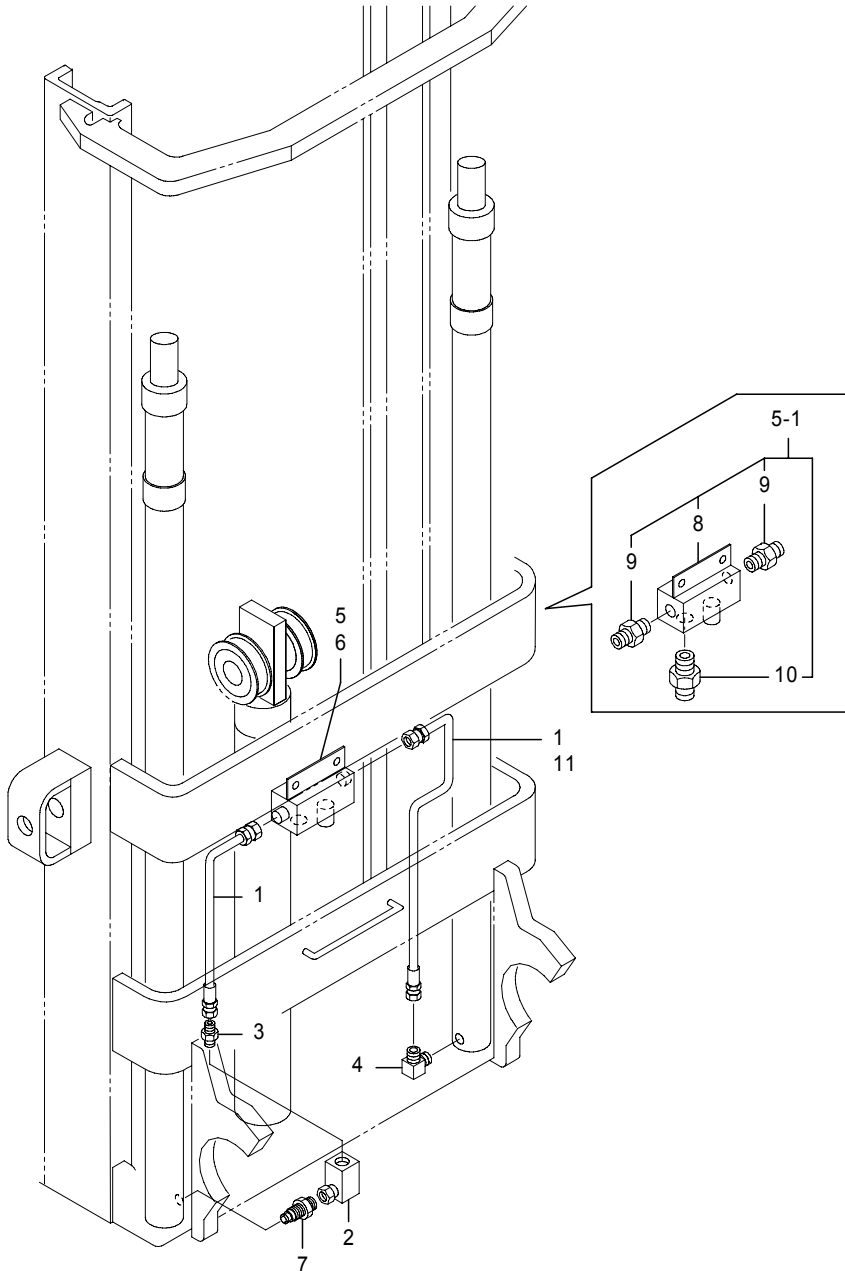


Fig.2159A MAST PIPING[Mm] 2  
 [Std],FB20P-28P(241AC2085-)/FB30P(251AC0206-)

(A)=FB20P (D)=FB30P  
 (B)=FB25P (E)=  
 (C)=FB28P (F)=

No.	Parts No.	Parts Name	(A)	(B)	(C)	(D)	(E)	(F)	i/a	Remarks
1	4051-09090	Hose, HP	2	2	2	2				
1-1	4051-09090	Hose, HP	1	1	1	1			↑	
(A=241AC2569-)(B=241AC2569-)(C=241AC2569-)(D=251AC0268-)										
2	1907-92019	Elbow	1	1	1	1				
3	0004-30009	Nipple	1	1	1	1				
4	4370-81080	Elbow	1	1	1	1				
5	70000-14580	Joint	1	1	1	1				
5-1	52002-03670	Joint comp.	1	1	1	1			↓	
(A=241AC2096-)(B=241AC2096-)(C=241AC2096-)(D=251AC0210-)										
6	0017-08016	Bolt, w/washer	2	2	2	2				
7	31830-67320	Valve, down safety	1	1	1	1				70L/min
8	14601-65073	Joint	1	1	1	1				
(A=241AC2096-)(B=241AC2096-)(C=241AC2096-)(D=251AC0210-)										
9	0004-30009	Nipple	2	2	2	2				
(A=241AC2096-)(B=241AC2096-)(C=241AC2096-)(D=251AC0210-)										
10	0004-30019	Nipple	1	1	1	1				
(A=241AC2096-)(B=241AC2096-)(C=241AC2096-)(D=251AC0210-)										
11	4060-09095	Hose, HP	1	1	1	1				
(A=241AC2569-)(B=241AC2569-)(C=241AC2569-)(D=251AC0268-)										

Note :

Fig.2159B MAST PIPING[Mm] 2  
 [CS/FCS/RP/DRP],FB20P-28P(241AC2085-)/FB30P(251AC0206-)

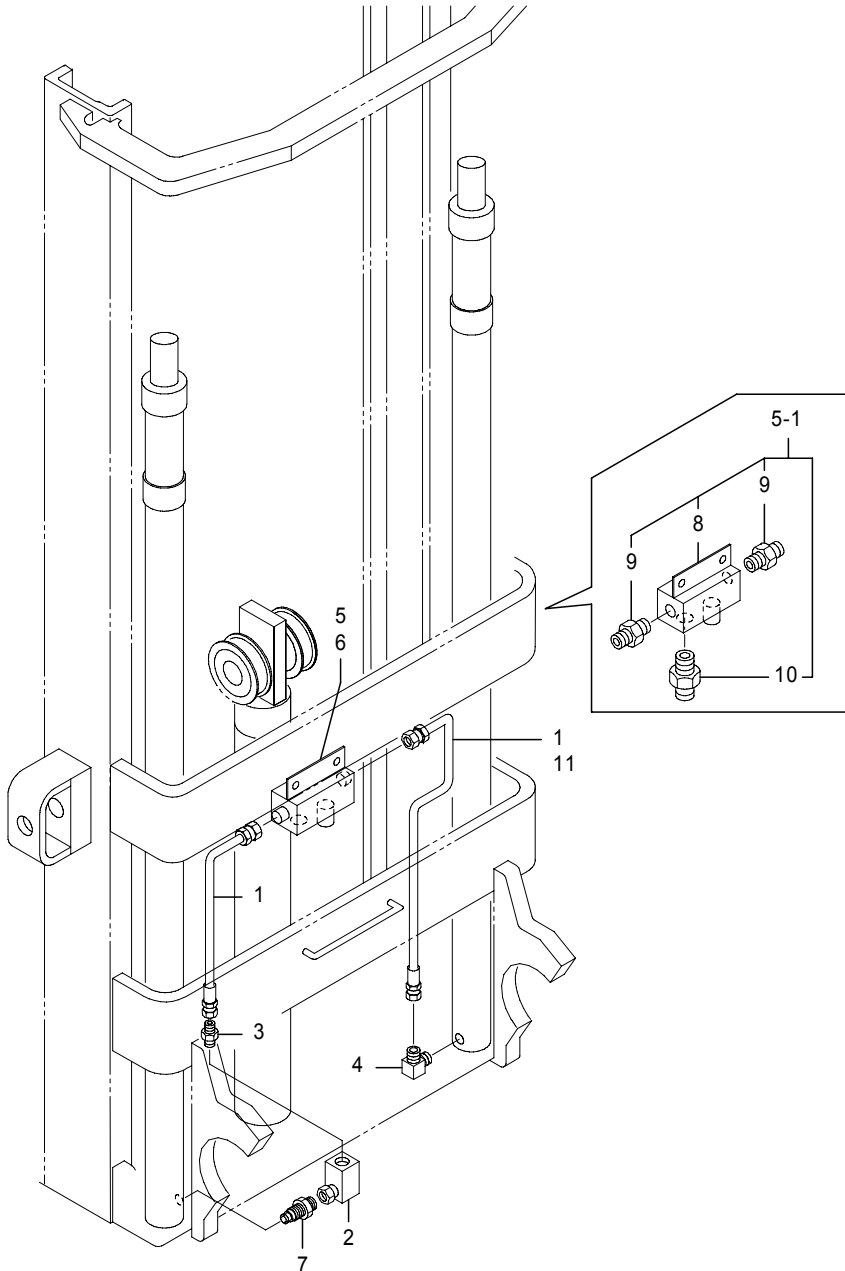


Fig.2159B MAST PIPING[Mm] 2  
 [CS/FCS/RP/DRP],FB20P-28P(241AC2085-)/FB30P(251AC0206-)

(A)=FB20P (D)=FB30P  
 (B)=FB25P (E)=  
 (C)=FB28P (F)=

No.	Parts No.	Parts Name	(A)	(B)	(C)	(D)	(E)	(F)	i/a	Remarks
1	4051-09090	Hose, HP	2	2	2	2				
1-1	4051-09090	Hose, HP	1	1	1	1			↑	
	(A=241AC2569-)(B=241AC2569-)(C=241AC2569-)(D=251AC0268-)									
2	1907-92019	Elbow	1	1	1	1				
3	0004-30009	Nipple	1	1	1	1				
4	4370-81080	Elbow	1	1	1	1				
5	70000-14580	Joint	1	1	1	1				
5-1	52002-03670	Joint comp.	1	1	1	1			↓	
	(A=241AC2096-)(B=241AC2096-)(C=241AC2096-)(D=251AC0210-)									
6	0017-08016	Bolt, w/washer	2	2	2	2				
7	31830-67320	Valve, down safety	1	1	1	1				70L/min
8	14601-65073	Joint	1	1	1	1				
	(A=241AC2096-)(B=241AC2096-)(C=241AC2096-)(D=251AC0210-)									
9	0004-30009	Nipple	2	2	2	2				
	(A=241AC2096-)(B=241AC2096-)(C=241AC2096-)(D=251AC0210-)									
10	0004-30019	Nipple	1	1	1	1				
	(A=241AC2096-)(B=241AC2096-)(C=241AC2096-)(D=251AC0210-)									
11	4060-09095	Hose, HP	1	1	1	1				
	(A=241AC2569-)(B=241AC2569-)(C=241AC2569-)(D=251AC0268-)									

Note :

Fig.2159C MAST PIPING[Mm] 2  
Finger tip

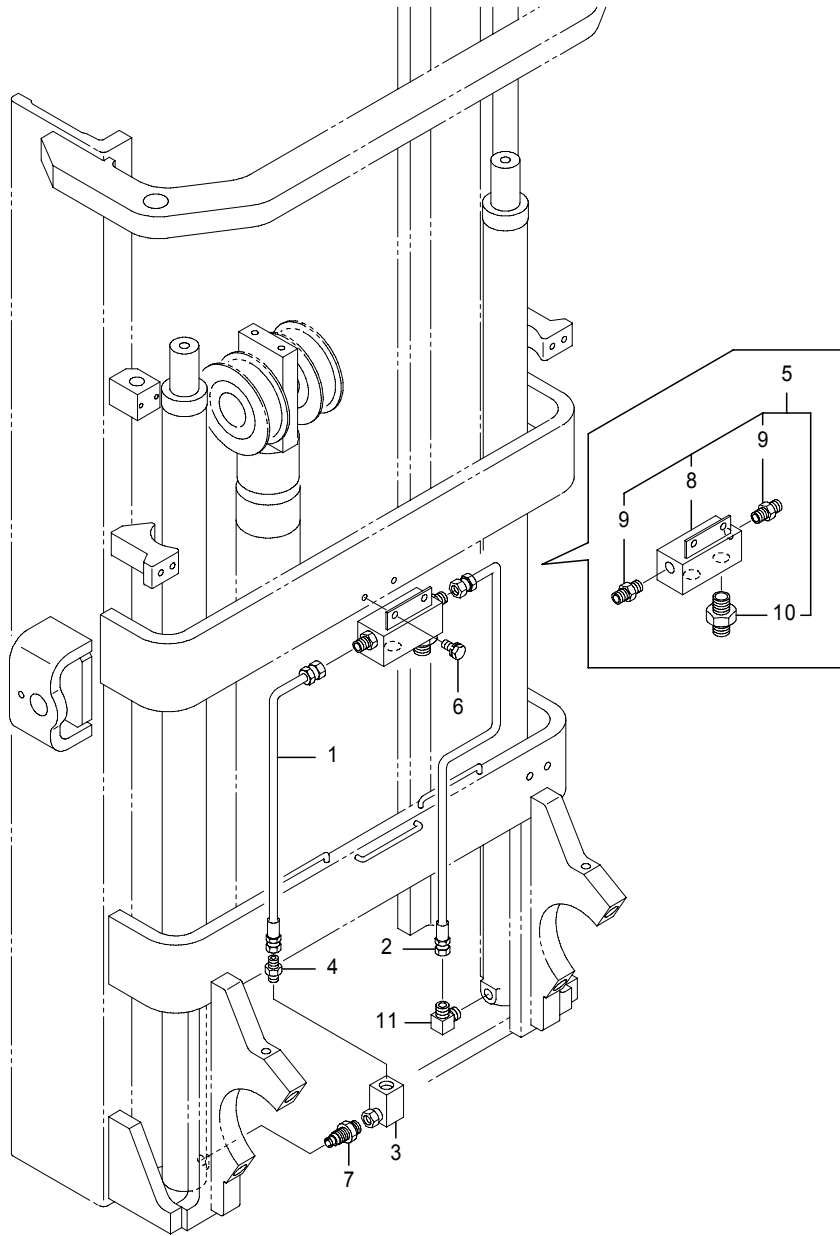


Fig.2159C MAST PIPING[Mm] 2  
Finger tip

(A)=FB20P (D)=FB30P  
(B)=FB25P (E)=  
(C)=FB28P (F)=

No.	Parts No.	Parts Name	(A)	(B)	(C)	(D)	(E)	(F)	i/a	Remarks
1	4051-09090	Hose, HP	1	1	1	1				
2	4060-09095	Hose, HP	1	1	1	1				
3	1907-92019b	Elbow	1	1	1	1				
4	0004-30009	Nipple	1	1	1	1				
5	52002-03670	Joint comp.	1	1	1	1				
6	0017-08016	Bolt, w/washer	2	2	2	2				
7	31830-67320	Valve, down safety	1	1	1	1				
8	14601-65073	Joint	1	1	1	1				
9	0004-30009	Nipple	2	2	2	2				
10	0004-30019	Nipple	1	1	1	1				
11	4370-81080	Elbow	1	1	1	1				

Note :

Fig.2161 OUTER MAST[Mm]

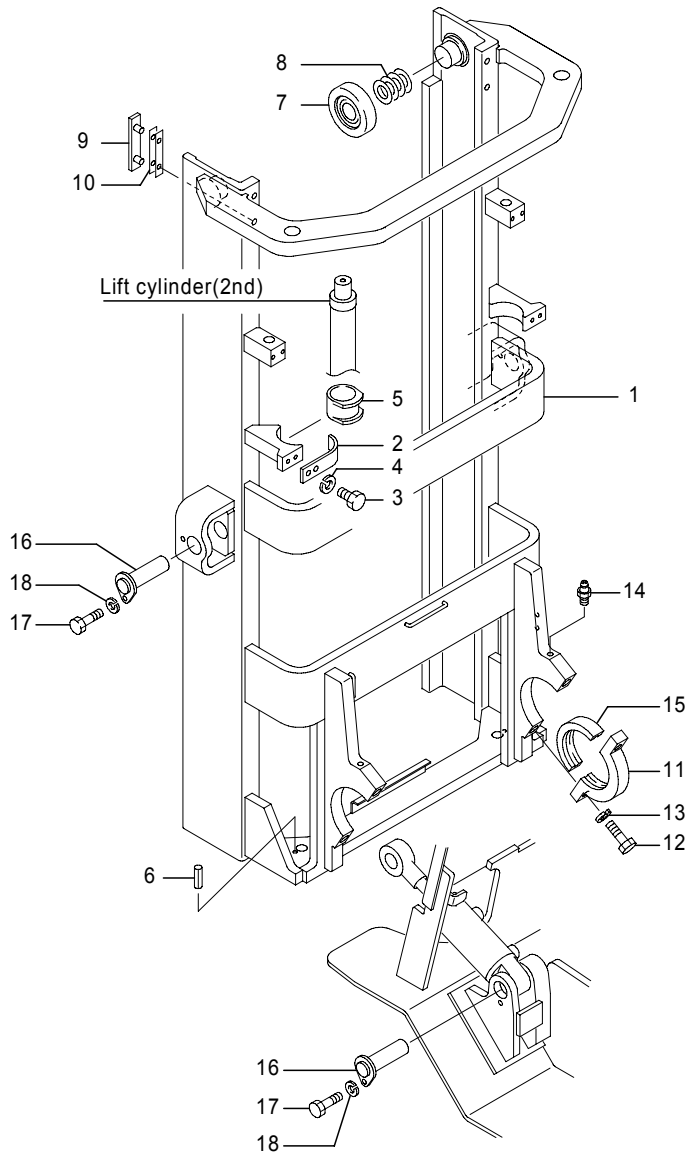


Fig.2161 OUTER MAST[Mm]

(A)=FB20P (D)=FB30P  
 (B)=FB25P (E)=  
 (C)=FB28P (F)=

No.	Parts No.	Parts Name	(A)	(B)	(C)	(D)	(E)	(F)	i/a	Remarks
1	52001-14940	Mast comp., outer	1	1						MLH3300
1-1	52001-14941 (A=241AC1983-)(B=241AC1983-)	Mast comp., outer	1	1						MLH3300
1-2	52001-14942 (A=241AC2085-)(B=241AC2085-)	Mast comp., outer	1	1						MLH3300
1	52001-14950	Mast comp., outer	1	1	1					MLH3500(20/25P)/3300(28P)
1-1	52001-14951 (A=241AC1983-)(B=241AC1983-)(C=241AC1983-)	Mast comp., outer	1	1	1					MLH3500(20/25P)/3300(28P)
1-2	52001-14952 (A=241AC2085-)(B=241AC2085-)(C=241AC2085-)	Mast comp., outer	1	1	1					MLH3500(20/25P)/3300(28P)
1	52001-14960	Mast comp., outer	1	1	1					MLH3700(20/25P)/3500(28P)
1-1	52001-14961 (A=241AC1983-)(B=241AC1983-)(C=241AC1983-)	Mast comp., outer	1	1	1					MLH3700(20/25P)/3500(28P)
1-2	52001-14962 (A=241AC2085-)(B=241AC2085-)(C=241AC2085-)	Mast comp., outer	1	1	1					MLH3700(20/25P)/3500(28P)
1	52001-14970	Mast comp., outer	1	1	1					MLH4000(20/25P)/3700(28P)
1-1	52001-14971 (A=241AC1983-)(B=241AC1983-)(C=241AC1983-)	Mast comp., outer	1	1	1					MLH4000(20/25P)/3700(28P)
1-2	52001-14972 (A=241AC2085-)(B=241AC2085-)(C=241AC2085-)	Mast comp., outer	1	1	1					MLH4000(20/25P)/3700(28P)
1	52001-14980	Mast comp., outer	1	1	1					MLH4300(20/25P)/4000(28P)
1-1	52001-14981 (A=241AC1983-)(B=241AC1983-)(C=241AC1983-)	Mast comp., outer	1	1	1					MLH4300(20/25P)/4000(28P)
1-2	52001-14982 (A=241AC2085-)(B=241AC2085-)(C=241AC2085-)	Mast comp., outer	1	1	1					MLH4300(20/25P)/4000(28P)
1	52001-14990	Mast comp., outer	1	1	1					MLH4500(20/25P)/4300(28P)
1-1	52001-14991 (A=241AC1983-)(B=241AC1983-)(C=241AC1983-)	Mast comp., outer	1	1	1					MLH4500(20/25P)/4300(28P)
1-2	52001-14992 (A=241AC2085-)(B=241AC2085-)(C=241AC2085-)	Mast comp., outer	1	1	1					MLH4500(20/25P)/4300(28P)
1	52001-15000	Mast comp., outer	1	1	1					MLH4700(20/25P)/4500(28P)
1-1	52001-15001 (A=241AC1983-)(B=241AC1983-)(C=241AC1983-)	Mast comp., outer	1	1	1					MLH4700(20/25P)/4500(28P)
1-2	52001-15002 (A=241AC2085-)(B=241AC2085-)(C=241AC2085-)	Mast comp., outer	1	1	1					MLH4700(20/25P)/4500(28P)

Note :

Fig.2161 OUTER MAST[Mm]

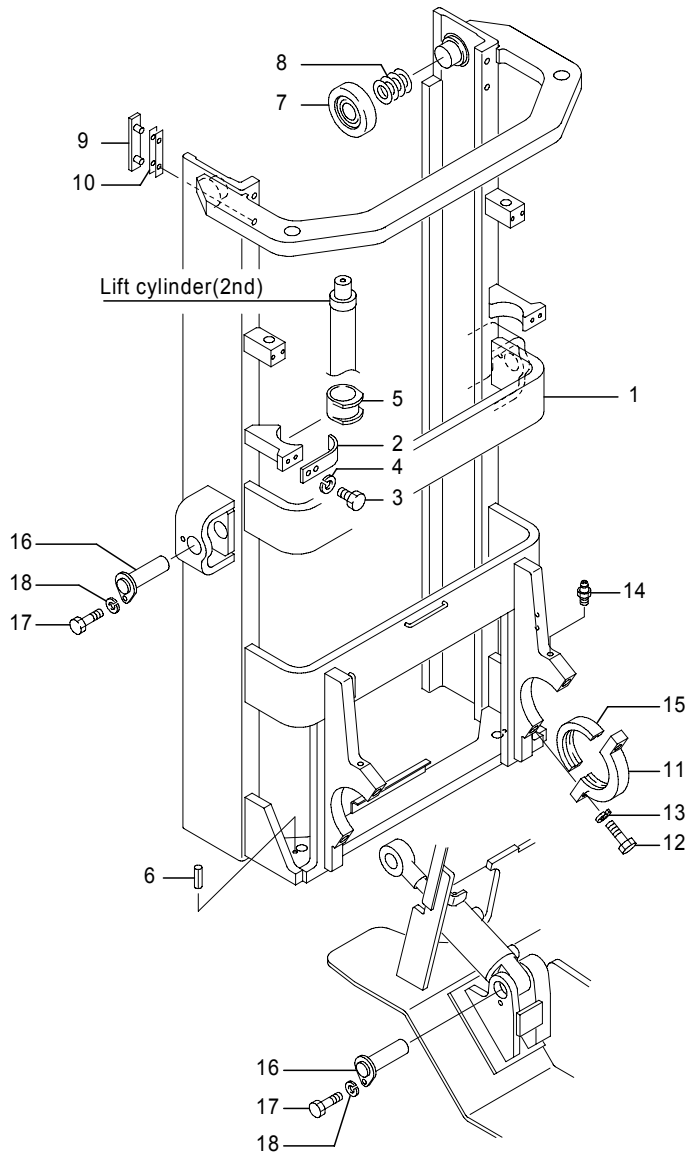


Fig.2161 OUTER MAST[Mm]

(A)=FB20P (D)=FB30P  
 (B)=FB25P (E)=  
 (C)=FB28P (F)=

No.	Parts No.	Parts Name	(A)	(B)	(C)	(D)	(E)	(F)	i/a	Remarks
1	52001-15010	Mast comp., outer	1	1	1					MLH5000(20/25P)/4700(28P)
1-1	52001-15011 (A=241AC1983-)(B=241AC1983-)(C=241AC1983-)	Mast comp., outer	1	1	1				↓	MLH5000(20/25P)/4700(28P)
1-2	52001-15012 (A=241AC2085-)(B=241AC2085-)(C=241AC2085-)	Mast comp., outer	1	1	1				↓	MLH5000(20/25P)/4700(28P)
1	52001-15020	Mast comp., outer	1	1	1					MLH5300(20/25P)/5000(28P)
1-1	52001-15021 (A=241AC1983-)(B=241AC1983-)(C=241AC1983-)	Mast comp., outer	1	1	1				↓	MLH5300(20/25P)/5000(28P)
1-2	52001-15022 (A=241AC2085-)(B=241AC2085-)(C=241AC2085-)	Mast comp., outer	1	1	1				↓	MLH5300(20/25P)/5000(28P)
1	52001-15030	Mast comp., outer	1	1	1					MLH5500(20/25P)/5300(28P)
1-1	52001-15031 (A=241AC1948-)(B=241AC1948-)(C=241AC1948-)	Mast comp., outer	1	1	1				↑	MLH5500(20/25P)/5300(28P)
1-2	52001-15032 (A=241AC1983-)(B=241AC1983-)(C=241AC1983-)	Mast comp., outer	1	1	1				↓	MLH5500(20/25P)/5300(28P)
1-3	52001-15033 (A=241AC2085-)(B=241AC2085-)(C=241AC2085-)	Mast comp., outer	1	1	1				↓	MLH5500(20/25P)/5300(28P)
1	52001-15040	Mast comp., outer	1	1	1					MLH5700(20/25P)/5500(28P)
1-1	52001-15041 (A=241AC1983-)(B=241AC1983-)(C=241AC1983-)	Mast comp., outer	1	1	1				↓	MLH5700(20/25P)/5500(28P)
1-2	52001-15042 (A=241AC2085-)(B=241AC2085-)(C=241AC2085-)	Mast comp., outer	1	1	1				↓	MLH5700(20/25P)/5500(28P)
1-3	52001-15043 (A=241AC2147-)(B=241AC2147-)(C=241AC2147-)	Mast comp., outer	1	1	1				↓	MLH5700(20/25P)/5500(28P)
1-4	52001-15044 (A=241AC2312-)(B=241AC2312-)(C=241AC2312-)	Mast comp., outer	1	1	1				↑	MLH5700(20/25P)/5500(28P)
1	52001-15050	Mast comp., outer	1	1	1					MLH6000(20/25P)/5700(28P)
1-1	52001-15051 (A=241AC1983-)(B=241AC1983-)(C=241AC1983-)	Mast comp., outer	1	1	1				↓	MLH6000(20/25P)/5700(28P)
1-2	52001-15052 (A=241AC2085-)(B=241AC2085-)(C=241AC2085-)	Mast comp., outer	1	1	1				↓	MLH6000(20/25P)/5700(28P)
1-3	52001-15053 (A=241AC2147-)(B=241AC2147-)(C=241AC2147-)	Mast comp., outer	1	1	1				↓	MLH6000(20/25P)/5700(28P)
1	52001-15060	Mast comp., outer	1	1	1					MLH6300(20/25P)/6000(28P)

Note :

Fig.2161 OUTER MAST[Mm]

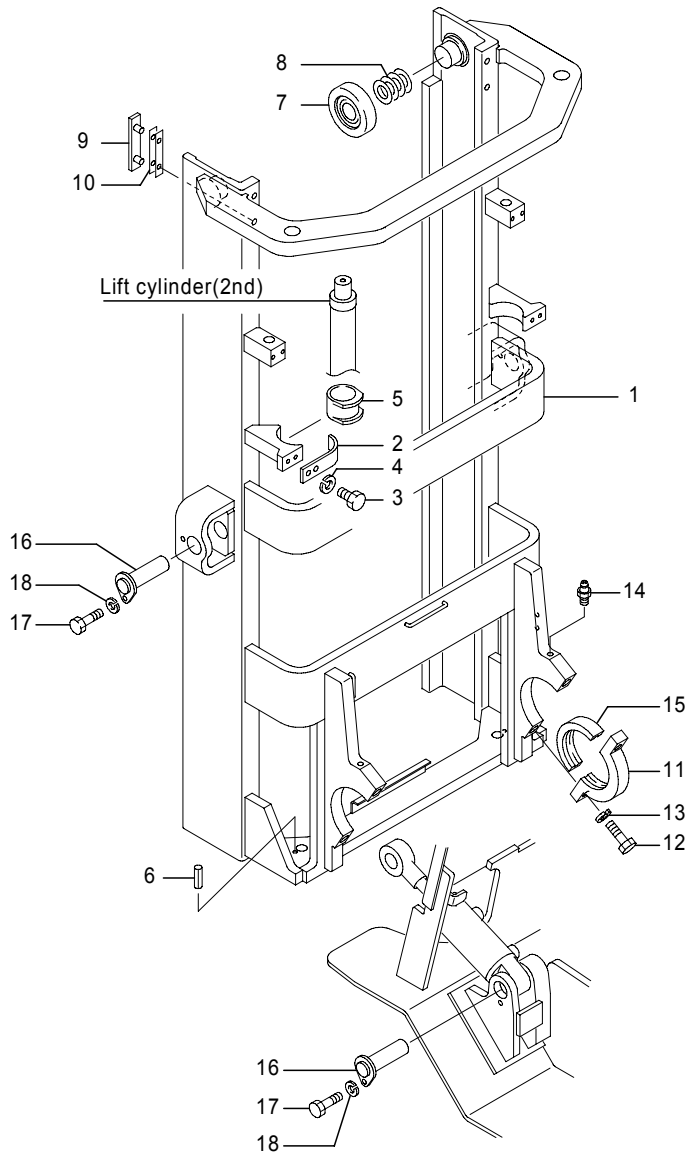


Fig.2161 OUTER MAST[Mm]

(A)=FB20P (D)=FB30P  
(B)=FB25P (E)=  
(C)=FB28P (F)=

No.	Parts No.	Parts Name	(A)	(B)	(C)	(D)	(E)	(F)	i/a	Remarks
1-1	52001-15061	Mast comp., outer (A=241AC1983-)(B=241AC1983-)(C=241AC1983-)	1	1	1				↓	MLH6300(20/25P)/6000(28P)
1-2	52001-15062	Mast comp., outer (A=241AC2085-)(B=241AC2085-)(C=241AC2085-)	1	1	1				↓	MLH6300(20/25P)/6000(28P)
1-3	52001-15063	Mast comp., outer (A=241AC2312-)(B=241AC2312-)(C=241AC2312-)	1	1	1				↑	MLH6300(20/25P)/6000(28P)
1	52001-15070	Mast comp., outer	1	1	1					MLH6500(20/25P)/6300(28P)
1-1	52001-15071	Mast comp., outer (A=241AC1983-)(B=241AC1983-)(C=241AC1983-)	1	1	1				↓	MLH6500(20/25P)/6300(28P)
1-2	52001-15072	Mast comp., outer (A=241AC2085-)(B=241AC2085-)(C=241AC2085-)	1	1	1				↓	MLH6500(20/25P)/6300(28P)
1	52001-15080	Mast comp., outer	1	1	1					MLH6700(20/25P)/6500(28P)
1-1	52001-15081	Mast comp., outer (A=241AC1983-)(B=241AC1983-)(C=241AC1983-)	1	1	1				↓	MLH6700(20/25P)/6500(28P)
1-2	52001-15082	Mast comp., outer (A=241AC2085-)(B=241AC2085-)(C=241AC2085-)	1	1	1				↓	MLH6700(20/25P)/6500(28P)
1	52001-15090	Mast comp., outer	1	1	1					MLH7000(20/25P)/6700(28P)
1-1	52001-15091	Mast comp., outer (A=241AC1983-)(B=241AC1983-)(C=241AC1983-)	1	1	1				↓	MLH7000(20/25P)/6700(28P)
1-2	52001-15092	Mast comp., outer (A=241AC2085-)(B=241AC2085-)(C=241AC2085-)	1	1	1				↓	MLH7000(20/25P)/6700(28P)
1	52001-15100	Mast comp., outer				1				MLH7000
1-1	52001-15101	Mast comp., outer (C=241AC1983-)				1			↓	MLH7000
1-2	52001-15102	Mast comp., outer (C=241AC2085-)				1			↓	MLH7000
1	52001-15120	Mast comp., outer					1			MLH3300
1-1	52001-15121	Mast comp., outer (D=251AC0192-)					1		↓	MLH3300
1-2	52001-15122	Mast comp., outer (D=251AC0206-)					1		↓	MLH3300
1	52001-15130	Mast comp., outer						1		MLH3500
1-1	52001-15131	Mast comp., outer (D=251AC0192-)						1	↓	MLH3500

Note :



Fig.2161 OUTER MAST[Mm]

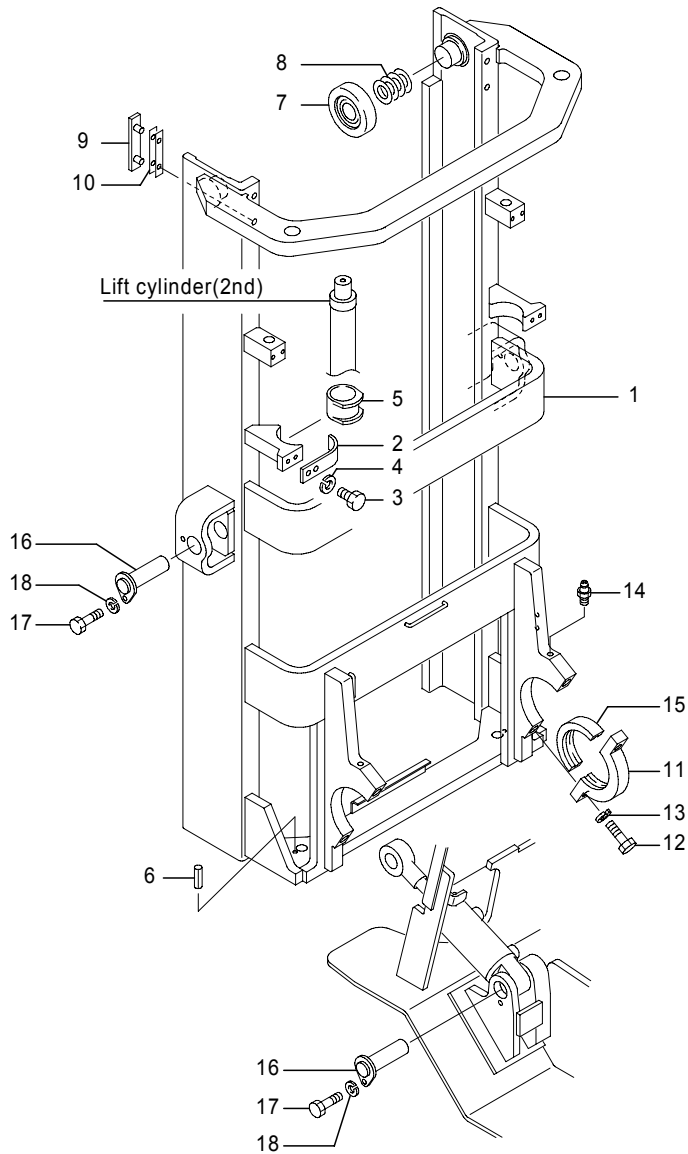


Fig.2161 OUTER MAST[Mm]

(A)=FB20P (D)=FB30P  
 (B)=FB25P (E)=  
 (C)=FB28P (F)=

No.	Parts No.	Parts Name	(A)	(B)	(C)	(D)	(E)	(F)	i/a	Remarks
1-2	52001-15132	Mast comp., outer (D=251AC0206-)							1	↙ MLH3500
1	52001-15140	Mast comp., outer							1	MLH3700
1-1	52001-15141	Mast comp., outer (D=251AC0192-)							1	↙ MLH3700
1-2	52001-15142	Mast comp., outer (D=251AC0206-)							1	↙ MLH3700
1	52001-15150	Mast comp., outer							1	MLH4000
1-1	52001-15151	Mast comp., outer (D=251AC0192-)							1	↙ MLH4000
1-2	52001-15152	Mast comp., outer (D=251AC0206-)							1	↙ MLH4000
1	52001-15160	Mast comp., outer							1	MLH4300
1-1	52001-15161	Mast comp., outer (D=251AC0192-)							1	↙ MLH4300
1-2	52001-15162	Mast comp., outer (D=251AC0206-)							1	↙ MLH4300
1	52001-15170	Mast comp., outer							1	MLH4500
1-1	52001-15171	Mast comp., outer (D=251AC0192-)							1	↙ MLH4500
1-2	52001-15172	Mast comp., outer (D=251AC0206-)							1	↙ MLH4500
1	52001-15180	Mast comp., outer							1	MLH4700
1-1	52001-15181	Mast comp., outer (D=251AC0192-)							1	↙ MLH4700
1-2	52001-15182	Mast comp., outer (D=251AC0206-)							1	↙ MLH4700
1	52001-15190	Mast comp., outer							1	MLH5000
1-1	52001-15191	Mast comp., outer (D=251AC0192-)							1	↙ MLH5000
1-2	52001-15192	Mast comp., outer (D=251AC0206-)							1	↙ MLH5000
1	52001-15200	Mast comp., outer							1	MLH5300
1-1	52001-15201	Mast comp., outer (D=251AC0190-)							1	↗ MLH5300

Note :

Fig.2161 OUTER MAST[Mm]

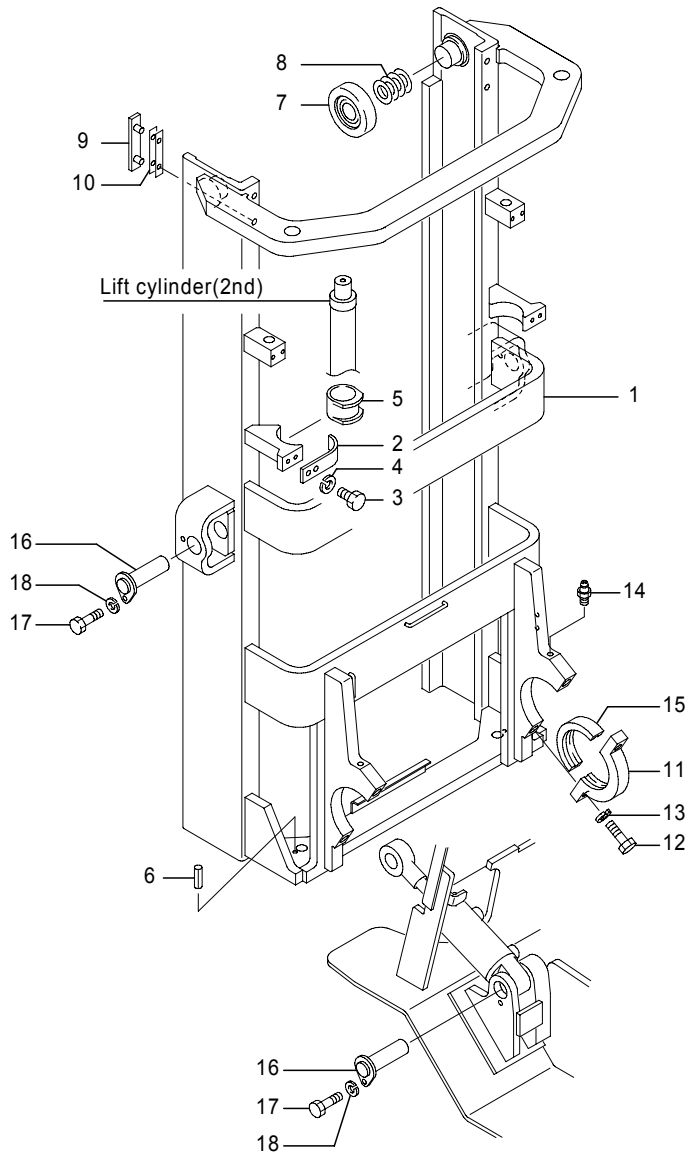


Fig.2161 OUTER MAST[Mm]

(A)=FB20P (D)=FB30P  
 (B)=FB25P (E)=  
 (C)=FB28P (F)=

No.	Parts No.	Parts Name	(A)	(B)	(C)	(D)	(E)	(F)	i/a	Remarks
1-2	52001-15202	Mast comp., outer (D=251AC0192-)							1	↙ MLH5300
1-3	52001-15203	Mast comp., outer (D=251AC0206-)							1	↙ MLH5300
1	52001-15210	Mast comp., outer							1	MLH5500
1-1	52001-15211	Mast comp., outer (D=251AC0192-)							1	↙ MLH5500
1-2	52001-15212	Mast comp., outer (D=251AC0206-)							1	↙ MLH5500
1-3	52001-15213	Mast comp., outer (D=251AC0226-)							1	↙ MLH5500
1-4	52001-15214	Mast comp., outer (D=251AC0247-)							1	↗ MLH5500
1	52001-15220	Mast comp., outer							1	MLH5700
1-1	52001-15221	Mast comp., outer (D=251AC0192-)							1	↙ MLH5700
1-2	52001-15222	Mast comp., outer (D=251AC0206-)							1	↙ MLH5700
1-3	52001-15223	Mast comp., outer (D=251AC0226-)							1	↙ MLH5700
1	52001-15230	Mast comp., outer							1	MLH6000
1-1	52001-15231	Mast comp., outer (D=251AC0192-)							1	↙ MLH6000
1-2	52001-15232	Mast comp., outer (D=251AC0206-)							1	↙ MLH6000
1-3	52001-15233	Mast comp., outer (D=251AC0247-)							1	↗ MLH6000
1	52001-15240	Mast comp., outer							1	MLH6300
1-1	52001-15241	Mast comp., outer (D=251AC0192-)							1	↙ MLH6300
1-2	52001-15242	Mast comp., outer (D=251AC0206-)							1	↙ MLH6300
1	52001-15250	Mast comp., outer							1	MLH6500
1-1	52001-15251	Mast comp., outer (D=251AC0192-)							1	↙ MLH6500

Note :

Fig.2161 OUTER MAST[Mm]

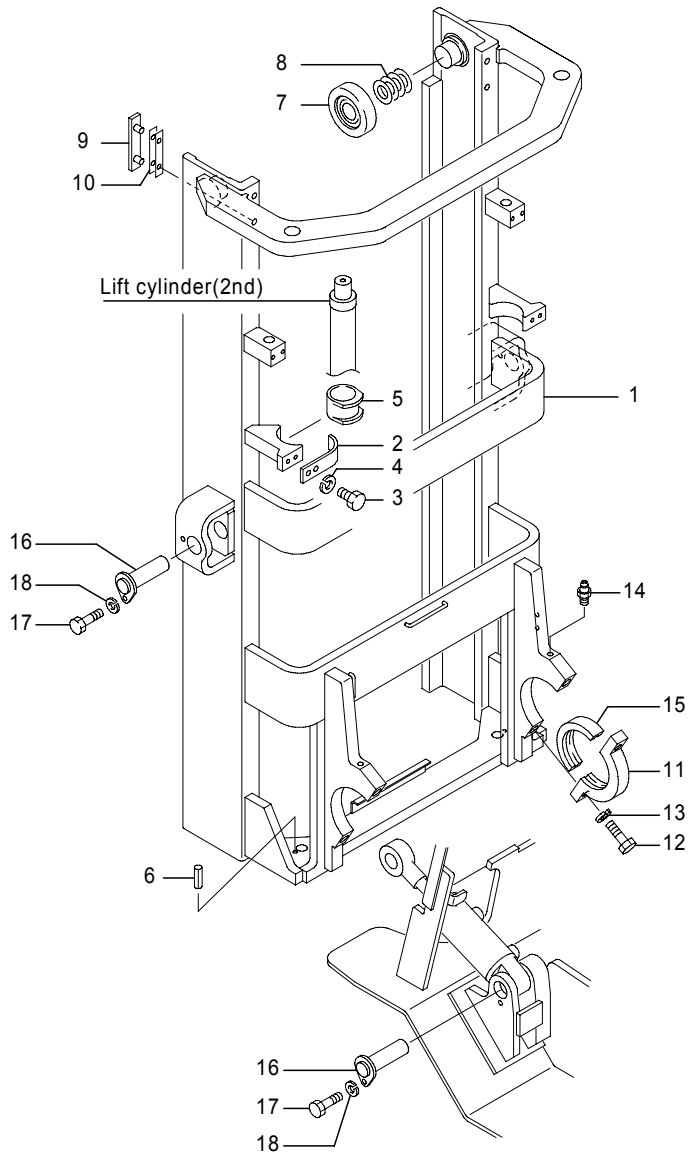


Fig.2161 OUTER MAST[Mm]

(A)=FB20P (D)=FB30P  
(B)=FB25P (E)=  
(C)=FB28P (F)=

No.	Parts No.	Parts Name	(A)	(B)	(C)	(D)	(E)	(F)	i/a	Remarks
1-2	52001-15252	Mast comp., outer (D=251AC0206-)							1	┘ MLH6500
1	52001-15260	Mast comp., outer							1	MLH6700
1-1	52001-15261	Mast comp., outer (D=251AC0192-)							1	┘ MLH6700
1-2	52001-15262	Mast comp., outer (D=251AC0206-)							1	┘ MLH6700
1	52001-15270	Mast comp., outer							1	MLH7000
1-1	52001-15271	Mast comp., outer (D=251AC0192-)							1	┘ MLH7000
1-2	52001-15272	Mast comp., outer (D=251AC0206-)							1	┘ MLH7000
2	52000-57600	Band, cylinder	2	2	2	2				
2-1	52006-64060	Band, cylinder (A=241AC6512-)(B=241AC6512-)(C=241AC6512-)(D=251AC0930-)	2	2	2	2				┘
3	0025-10016	Bolt	4	4	4	4				
4	0000-71010	Washer, lock	4	4	4	4				
5	14604-89170	Cushion, cylinder	2	2						
	14604-89180	Cushion, cylinder			2	2				
6	0303-08014	Pin, spring	2	2	2	2				
7	31220-10600	Roller	2	2	2	2				
	70001-05480	Roller	(2)	(2)	(2)	(2)				
8	4341-67640	Shim	AR	AR	AR	AR				t0.2
	4341-67340	Shim	AR	AR	AR	AR				t0.5
	4341-67350	Shim	AR	AR	AR	AR				t1.0
	4341-67360	Shim	AR	AR	AR	AR				t2.0
9	14600-91230	Shoe, back	2	2	2	2				
10	4624-60410	Shim, back shoe	AR	AR	AR	AR				t0.5
	4624-60420	Shim, back shoe	AR	AR	AR	AR				t1.0
11	14600-04361	Cap, pivot	2	2	2	2				
	52004-31630	Cap, pivot (A=241AC4671-)(B=241AC4671-)(C=241AC4671-)(D=251AC0592-)	(2)	(2)	(2)	(2)				
12	0020-16055	Bolt	4	4	4	4				
	0024-16055	Bolt	4	4	4	4				CS/FCS/RP/DRP

Note :

Fig.2161 OUTER MAST[Mm]

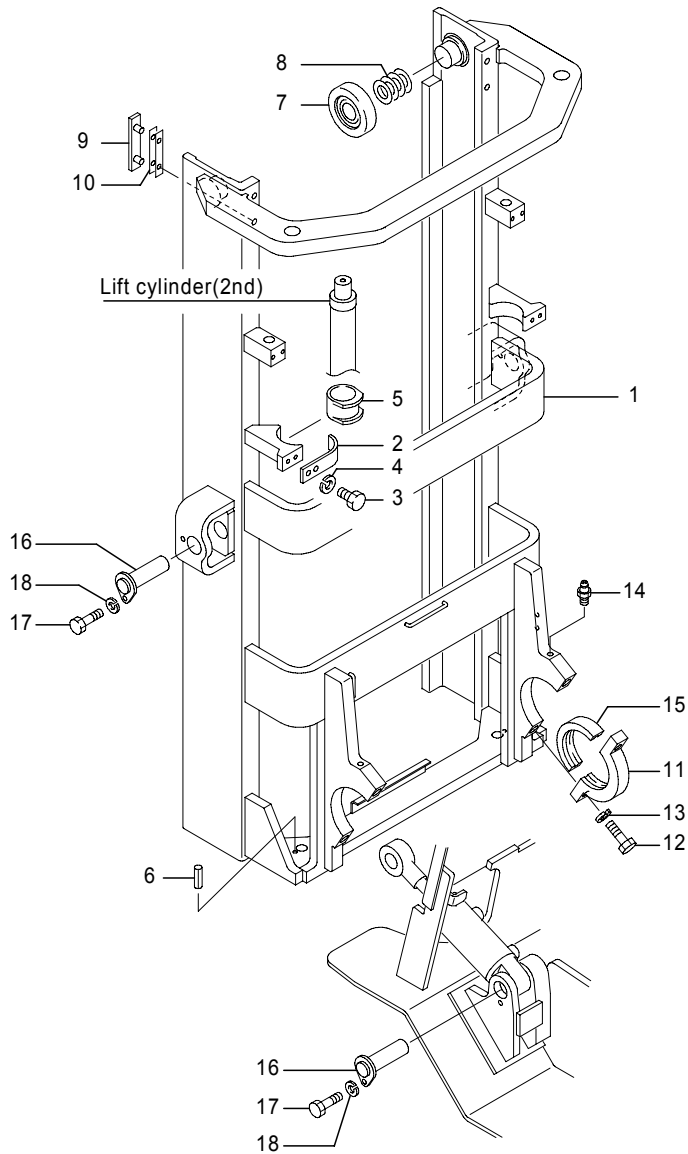


Fig.2161 OUTER MAST[Mm]

(A)=FB20P (D)=FB30P  
 (B)=FB25P (E)=  
 (C)=FB28P (F)=

No.	Parts No.	Parts Name	(A)	(B)	(C)	(D)	(E)	(F)	i/a	Remarks
12-1	70001-62420	Bolt	4	4	4	4			↓	CS/FCS/RP/DRP
		(A=241AC8085-)(B=241AC8085-)(C=241AC8085-)(D=251AC1181-)								
13	0000-70016	Washer, lock	4	4	4	4				
	0000-50016	Washer, lock	4	4	4	4				CS/FCS/RP/DRP
14	0280-00010	Nipple, grease	2	2	2	2				
15	14602-84530	Bushing	2	2	2	2				
16	52000-00210	Pin, tilt	4	4	4	4				
16-1	52006-56240	Pin, tilt	2	2	2	2			↓	Frame side
		(A=241AC6322-)(B=241AC6322-)(C=241AC6322-)(D=251AC0893-)								
	52006-59860	Pin, tilt	2	2	2	2			↓	Mast side
		(A=241AC6322-)(B=241AC6322-)(C=241AC6322-)(D=251AC0893-)								
17	0020-10020	Bolt	4	4	4	4				
	0024-10020	Bolt	4	4	4	4				CS/FCS/RP/DRP
18	0000-70010	Washer, lock	4	4	4	4				
	0000-50010	Washer, lock	4	4	4	4				CS/FCS/RP/DRP

Note :

Fig.2162 MIDDLE MAST[Mm]

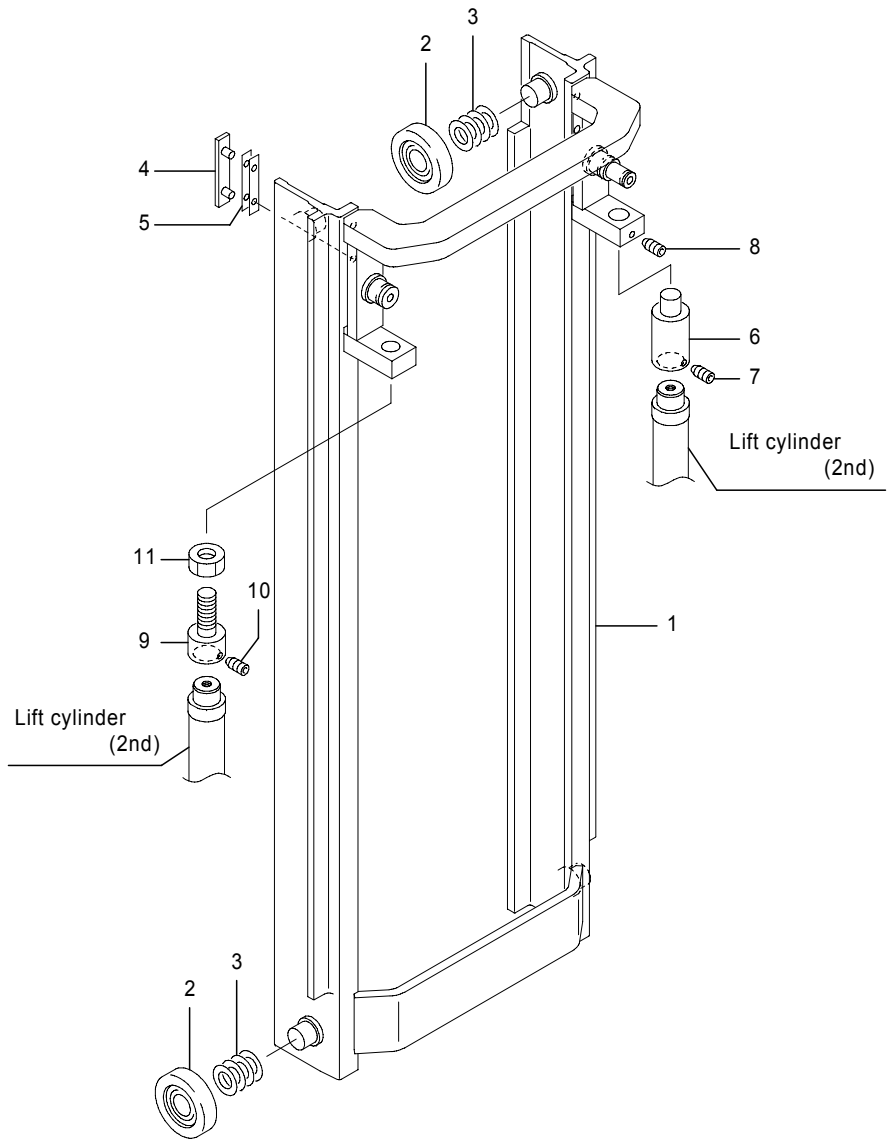


Fig.2162 MIDDLE MAST[Mm]

(A)=FB20P (D)=FB30P  
 (B)=FB25P (E)=  
 (C)=FB28P (F)=

No.	Parts No.	Parts Name	(A)	(B)	(C)	(D)	(E)	(F)	i/a	Remarks
1	52001-16061	Mast comp., middle	1	1						MLH3300
1-1	52004-86380	Mast comp., middle (A=241AC4902-)(B=241AC4902-)	1	1					×	MLH3300
1	52001-16071	Mast comp., middle	1	1	1	1				MLH3500(20/25P)/3300(28/30P)
1-1	52004-86390	Mast comp., middle (A=241AC4902-)(B=241AC4902-)(C=241AC4902-)(D=251AC0635-)	1	1	1	1			×	MLH3500(20/25P)/3300(28/30P)
1	52001-16081	Mast comp., middle	1	1	1	1				MLH3700(20/25P)/3500(28/30P)
1-1	52004-86400	Mast comp., middle (A=241AC4902-)(B=241AC4902-)(C=241AC4902-)(D=251AC0635-)	1	1	1	1			×	MLH3700(20/25P)/3500(28/30P)
1	52001-16091	Mast comp., middle	1	1	1	1				MLH4000(20/25P)/3700(28/30P)
1-1	52004-86410	Mast comp., middle (A=241AC4902-)(B=241AC4902-)(C=241AC4902-)(D=251AC0635-)	1	1	1	1			×	MLH4000(20/25P)/3700(28/30P)
1	52001-16101	Mast comp., middle	1	1	1	1				MLH4300(20/25P)/4000(28/30P)
1-1	52004-86420	Mast comp., middle (A=241AC4902-)(B=241AC4902-)(C=241AC4902-)(D=251AC0635-)	1	1	1	1			×	MLH4300(20/25P)/4000(28/30P)
1	52001-16111	Mast comp., middle	1	1	1	1				MLH4500(20/25P)/4300(28/30P)
1-1	52004-86430	Mast comp., middle (A=241AC4902-)(B=241AC4902-)(C=241AC4902-)(D=251AC0635-)	1	1	1	1			×	MLH4500(20/25P)/4300(28/30P)
1	52001-16121	Mast comp., middle	1	1	1	1				MLH4700(20/25P)/4500(28/30P)
1-1	52004-86440	Mast comp., middle (A=241AC4902-)(B=241AC4902-)(C=241AC4902-)(D=251AC0635-)	1	1	1	1			×	MLH4700(20/25P)/4500(28/30P)
1	52001-16131	Mast comp., middle	1	1	1	1				MLH5000(20/25P)/4700(28/30P)
1-1	52004-86450	Mast comp., middle (A=241AC4902-)(B=241AC4902-)(C=241AC4902-)(D=251AC0635-)	1	1	1	1			×	MLH5000(20/25P)/4700(28/30P)
1	52001-16141	Mast comp., middle	1	1	1	1				MLH5300(20/25P)/5000(28/30P)
1-1	52004-86460	Mast comp., middle (A=241AC4902-)(B=241AC4902-)(C=241AC4902-)(D=251AC0635-)	1	1	1	1			×	MLH5300(20/25P)/5000(28/30P)
1	52001-16151	Mast comp., middle	1	1	1	1				MLH5500(20/25P)/5300(28/30P)
1-1	52004-86470	Mast comp., middle (A=241AC4902-)(B=241AC4902-)(C=241AC4902-)(D=251AC0635-)	1	1	1	1			×	MLH5500(20/25P)/5300(28/30P)
1	52001-16161	Mast comp., middle	1	1	1	1				MLH5700(20/25P)/5500(28/30P)
1-1	52004-86480	Mast comp., middle (A=241AC4902-)(B=241AC4902-)(C=241AC4902-)(D=251AC0635-)	1	1	1	1			×	MLH5700(20/25P)/5500(28/30P)
1	52001-16171	Mast comp., middle	1	1	1	1				MLH6000(20/25P)/5700(28/30P)

Note :

Fig.2162 MIDDLE MAST[Mm]

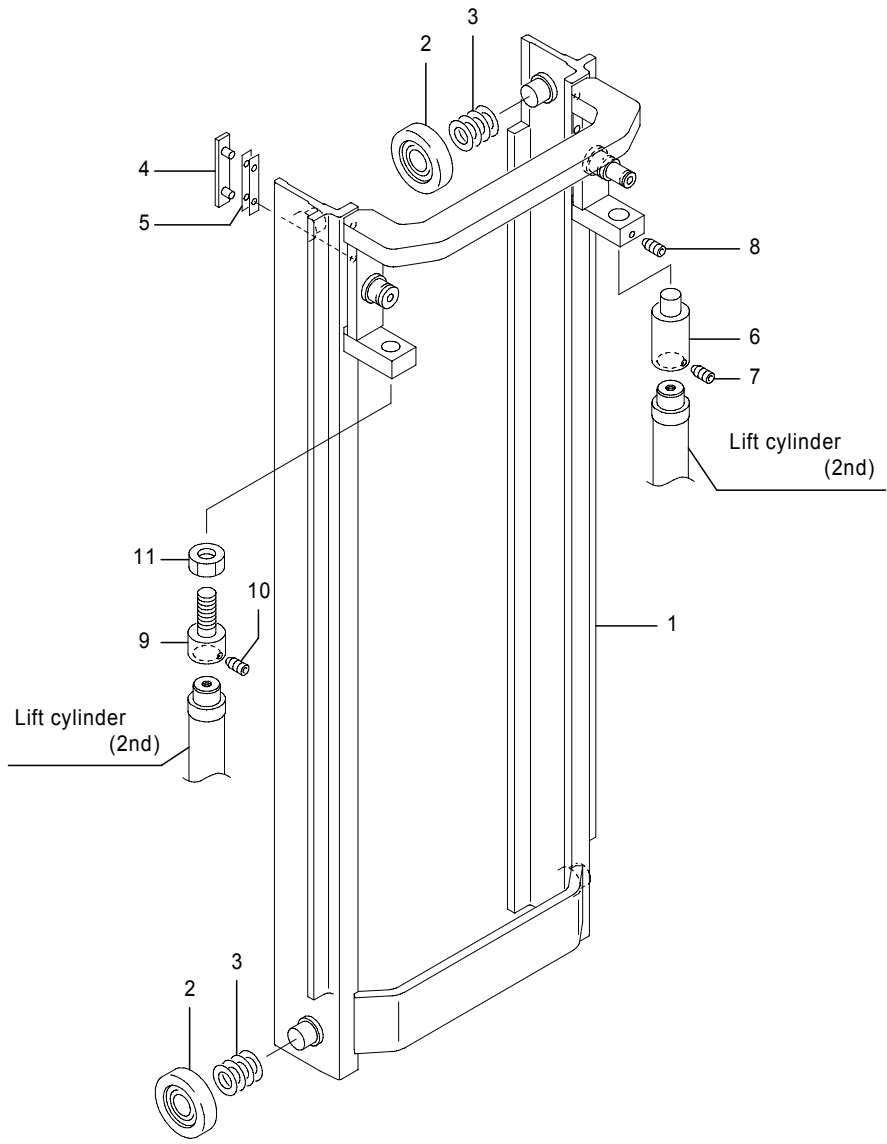


Fig.2162 MIDDLE MAST[Mm]

(A)=FB20P (D)=FB30P  
 (B)=FB25P (E)=  
 (C)=FB28P (F)=

No.	Parts No.	Parts Name	(A)	(B)	(C)	(D)	(E)	(F)	i/a	Remarks
1-1	52004-86490	Mast comp., middle (A=241AC4902-)(B=241AC4902-)(C=241AC4902-)(D=251AC0635-)	1	1	1	1			×	MLH6000(20/25P)/5700(28/30P)
1	52001-16181	Mast comp., middle	1	1	1	1				MLH6300(20/25P)/6000(28/30P)
1-1	52004-86500	Mast comp., middle (A=241AC4902-)(B=241AC4902-)(C=241AC4902-)(D=251AC0635-)	1	1	1	1			×	MLH6300(20/25P)/6000(28/30P)
1	52001-16191	Mast comp., middle	1	1	1	1				MLH6500(20/25P)/6300(28/30P)
1-1	52004-86510	Mast comp., middle (A=241AC4902-)(B=241AC4902-)(C=241AC4902-)(D=251AC0635-)	1	1	1	1			×	MLH6500(20/25P)/6300(28/30P)
1	52001-16201	Mast comp., middle	1	1	1	1				MLH6700(20/25P)/6500(28/30P)
1-1	52004-86520	Mast comp., middle (A=241AC4902-)(B=241AC4902-)(C=241AC4902-)(D=251AC0635-)	1	1	1	1			×	MLH6700(20/25P)/6500(28/30P)
1	52001-16211	Mast comp., middle	1	1	1	1				MLH7000(20/25P)/6700(28/30P)
1-1	52004-86530	Mast comp., middle (A=241AC4902-)(B=241AC4902-)(C=241AC4902-)(D=251AC0635-)	1	1	1	1			×	MLH7000(20/25P)/6700(28/30P)
1	52001-16221	Mast comp., middle			1	1				MLH7000
1-1	52004-86540	Mast comp., middle (C=241AC4902-)(D=251AC0635-)			1	1			×	MLH7000
2	31220-10600	Roller	4	4	4	4				
	70001-05480	Roller	(4)	(4)	(4)	(4)				
3	4341-67640	Shim	AR	AR	AR	AR				t0.2
	4341-67340	Shim	AR	AR	AR	AR				t0.5
	4341-67350	Shim	AR	AR	AR	AR				t1.0
	4341-67360	Shim	AR	AR	AR	AR				t2.0
4	14600-91230	Shoe, back	2	2	2	2				
5	4624-60410	Shim, back shoe	AR	AR	AR	AR				t0.5
	4624-60420	Shim, back shoe	AR	AR	AR	AR				t1.0
6	52001-16290	Head, rod	1	1	1	1				
7	0210-10012	Screw, set	1	1	1	1				
8	31010-01700	Screw, set	1	1	1	1				
9	52001-16280	Head, rod	1	1	1	1				
10	0210-10012	Screw, set	1	1	1	1				
11	0000-31027	Nut, jam	1	1	1	1				

Note :

Fig.2163 INNER MAST[Mm]

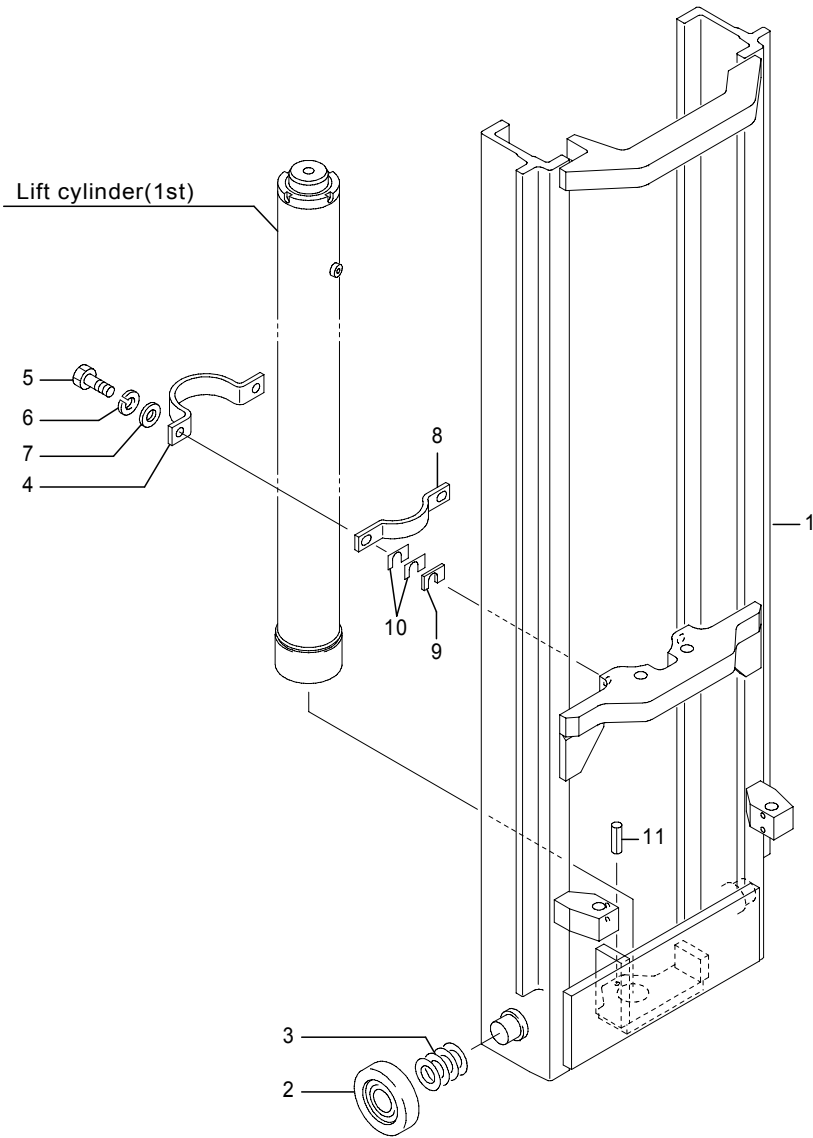


Fig.2163 INNER MAST[Mm]

(A)=FB20P (D)=FB30P  
 (B)=FB25P (E)=  
 (C)=FB28P (F)=

No.	Parts No.	Parts Name	(A)	(B)	(C)	(D)	(E)	(F)	i/a	Remarks
1	52001-16300	Mast comp., inner	1	1						MLH3300
1-1	52001-16301	Mast comp., inner (A=241AC2147-)(B=241AC2147-)	1	1					↙	MLH3300
1	52001-16310	Mast comp., inner	1	1	1	1				MLH3500(20/25P)/3300(28/30P)
1-1	52001-16311	Mast comp., inner (A=241AC2147-)(B=241AC2147-)(C=241AC2147-)(D=251AC0226-)	1	1	1	1			↙	MLH3500(20/25P)/3300(28/30P)
1	52001-16320	Mast comp., inner	1	1	1	1				MLH3700(20/25P)/3500(28/30P)
1-1	52001-16321	Mast comp., inner (A=241AC2147-)(B=241AC2147-)(C=241AC2147-)(D=251AC0226-)	1	1	1	1			↙	MLH3700(20/25P)/3500(28/30P)
1	52001-16330	Mast comp., inner	1	1	1	1				MLH4000(20/25P)/3700(28/30P)
1-1	52001-16331	Mast comp., inner (A=241AC2147-)(B=241AC2147-)(C=241AC2147-)(D=251AC0226-)	1	1	1	1			↙	MLH4000(20/25P)/3700(28/30P)
1	52001-16340	Mast comp., inner	1	1	1	1				MLH4300(20/25P)/4000(28/30P)
1-1	52001-16341	Mast comp., inner (A=241AC2147-)(B=241AC2147-)(C=241AC2147-)(D=251AC0226-)	1	1	1	1			↙	MLH4300(20/25P)/4000(28/30P)
1	52001-16350	Mast comp., inner	1	1	1	1				MLH4500(20/25P)/4300(28/30P)
1-1	52001-16351	Mast comp., inner (A=241AC2147-)(B=241AC2147-)(C=241AC2147-)(D=251AC0226-)	1	1	1	1			↙	MLH4500(20/25P)/4300(28/30P)
1	52001-16360	Mast comp., inner	1	1	1	1				MLH4700(20/25P)/4500(28/30P)
1-1	52001-16361	Mast comp., inner (A=241AC2147-)(B=241AC2147-)(C=241AC2147-)(D=251AC0226-)	1	1	1	1			↙	MLH4700(20/25P)/4500(28/30P)
1	52001-16370	Mast comp., inner	1	1	1	1				MLH5000(20/25P)/4700(28/30P)
1-1	52001-16371	Mast comp., inner (A=241AC2147-)(B=241AC2147-)(C=241AC2147-)(D=251AC0226-)	1	1	1	1			↙	MLH5000(20/25P)/4700(28/30P)
1	52001-16380	Mast comp., inner	1	1	1	1				MLH5300(20/25P)/5000(28/30P)
1-1	52001-16381	Mast comp., inner (A=241AC2147-)(B=241AC2147-)(C=241AC2147-)(D=251AC0226-)	1	1	1	1			↙	MLH5300(20/25P)/5000(28/30P)
1	52001-16390	Mast comp., inner	1	1	1	1				MLH5500(20/25P)/5300(28/30P)
1-1	52001-16391	Mast comp., inner (A=241AC2147-)(B=241AC2147-)(C=241AC2147-)(D=251AC0226-)	1	1	1	1			↙	MLH5500(20/25P)/5300(28/30P)
1	52001-16400	Mast comp., inner	1	1	1	1				MLH5700(20/25P)/5500(28/30P)
1-1	52001-16401	Mast comp., inner (A=241AC2147-)(B=241AC2147-)(C=241AC2147-)(D=251AC0226-)	1	1	1	1			↙	MLH5700(20/25P)/5500(28/30P)
1	52001-16410	Mast comp., inner	1	1	1	1				MLH6000(20/25P)/5700(28/30P)

Note :

Fig.2163 INNER MAST[Mm]

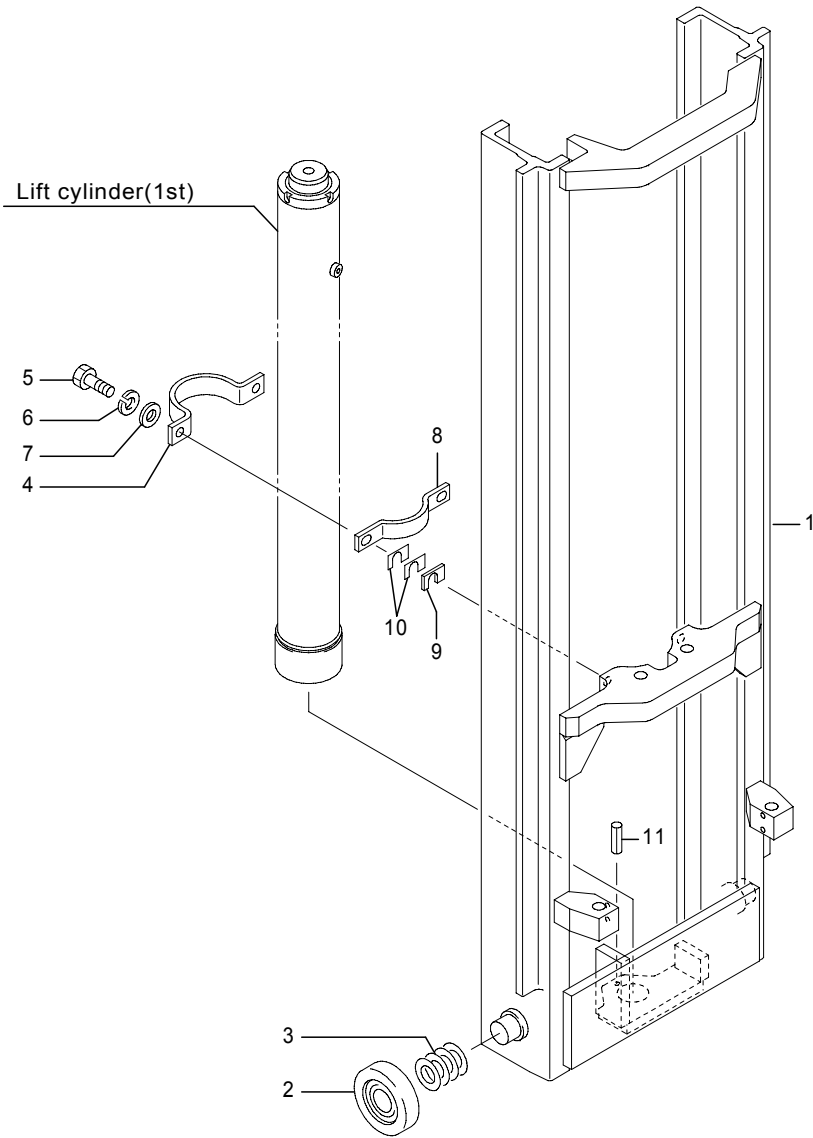


Fig.2163 INNER MAST[Mm]

(A)=FB20P (D)=FB30P  
(B)=FB25P (E)=  
(C)=FB28P (F)=

No.	Parts No.	Parts Name	(A)	(B)	(C)	(D)	(E)	(F)	i/a	Remarks
1-1	52001-16411	Mast comp., inner (A=241AC2147-)(B=241AC2147-)(C=241AC2147-)(D=251AC0226-)	1	1	1	1			↓	MLH6000(20/25P)/5700(28/30P)
1	52001-16420	Mast comp., inner	1	1	1	1				MLH6300(20/25P)/6000(28/30P)
1-1	52001-16421	Mast comp., inner (A=241AC2147-)(B=241AC2147-)(C=241AC2147-)(D=251AC0226-)	1	1	1	1			↓	MLH6300(20/25P)/6000(28/30P)
1	52001-16430	Mast comp., inner	1	1	1	1				MLH6500(20/25P)/6300(28/30P)
1-1	52001-16431	Mast comp., inner (A=241AC2147-)(B=241AC2147-)(C=241AC2147-)(D=251AC0226-)	1	1	1	1			↓	MLH6500(20/25P)/6300(28/30P)
1	52001-16440	Mast comp., inner	1	1	1	1				MLH6700(20/25P)/6500(28/30P)
1-1	52001-16441	Mast comp., inner (A=241AC2147-)(B=241AC2147-)(C=241AC2147-)(D=251AC0226-)	1	1	1	1			↓	MLH6700(20/25P)/6500(28/30P)
1	52001-16450	Mast comp., inner	1	1	1	1				MLH7000(20/25P)/6700(28/30P)
1-1	52001-16451	Mast comp., inner (A=241AC2147-)(B=241AC2147-)(C=241AC2147-)(D=251AC0226-)	1	1	1	1			↓	MLH7000(20/25P)/6700(28/30P)
1	52001-16460	Mast comp., inner				1	1			MLH7000
1-1	52001-16461	Mast comp., inner (C=241AC2147-)(D=251AC0226-)				1	1		↓	MLH7000
2	31220-10600	Roller	2	2	2	2				
	70001-05480	Roller	(2)	(2)	(2)	(2)				
3	4341-67640	Shim	AR	AR	AR	AR				t0.2
	4341-67340	Shim	AR	AR	AR	AR				t0.5
	4341-67350	Shim	AR	AR	AR	AR				t1.0
	4341-67360	Shim	AR	AR	AR	AR				t2.0
4	14603-76770	Clamp(1), cylinder	1	1						
	14604-06710	Clamp(1), cylinder			1	1				
5	0020-12025	Bolt	2	2	2	2				
6	0000-70012	Washer, lock	2	2	2	2				
7	0000-72012	Washer, plain	2	2	2	2				
8	14603-76780	Clamp(2), cylinder	1	1						
	14604-06720	Clamp(2), cylinder			1	1				
9	14703-84310	Shim, cylinder	2	2	2	2				t3.0
10	14701-70670	Shim, cylinder	AR	AR	AR	AR				t0.5
	14701-70680	Shim, cylinder	AR	AR	AR	AR				t1.0
11	0303-08014	Pin, spring	1	1	1	1				

Note :



Fig.2164 CHAIN WHEEL(MAST)[Mm]

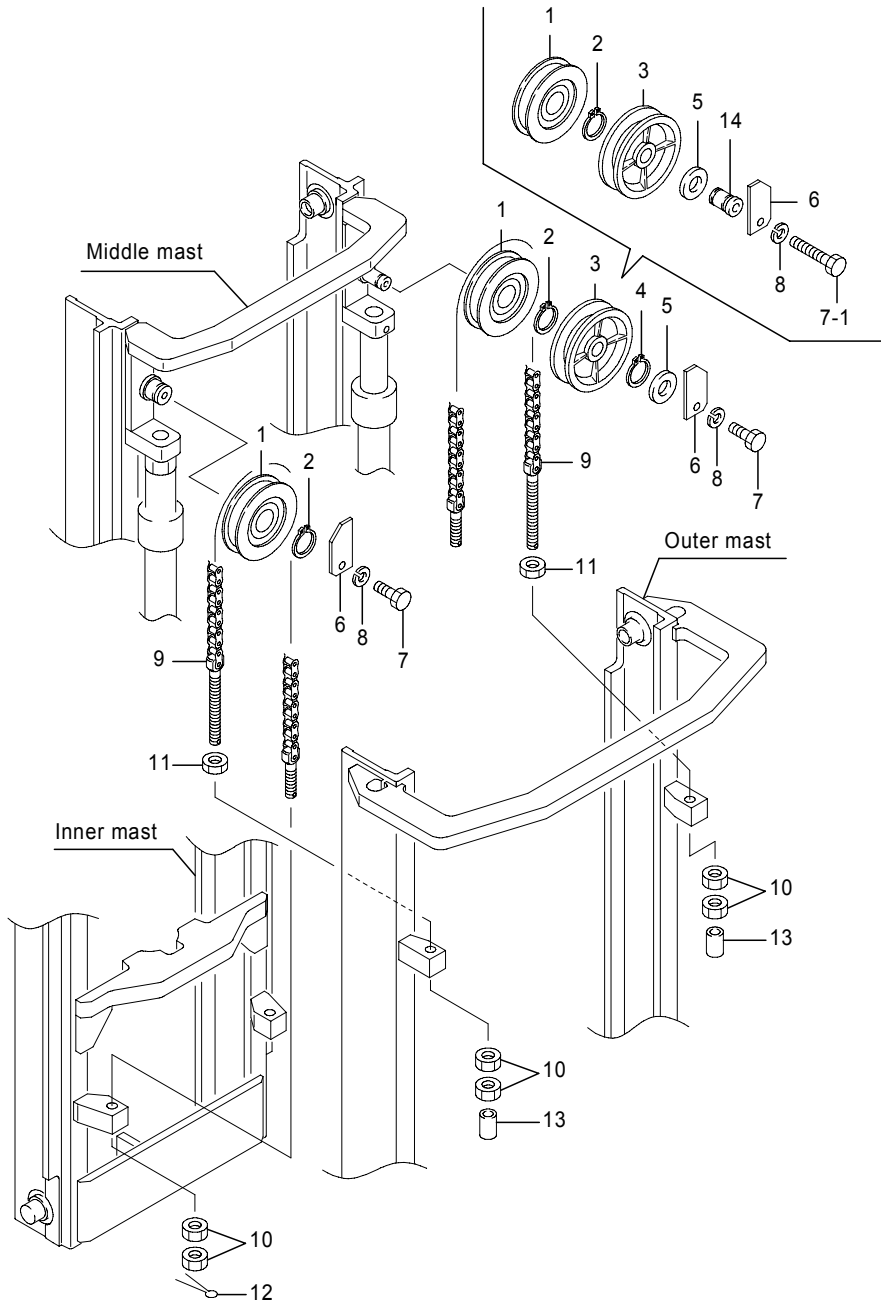


Fig.2164 CHAIN WHEEL(MAST)[Mm]

(A)=FB20P (D)=FB30P  
 (B)=FB25P (E)=  
 (C)=FB28P (F)=

No.	Parts No.	Parts Name	(A)	(B)	(C)	(D)	(E)	(F)	i/a	Remarks
1	1901-53006	Wheel, chain	2	2	2	2				
2	0000-84045	Ring, snap	2	2	2	2				
3	14500-31290	Pulley, hose	1	1	1	1				
4	0000-84025	Ring, snap	1	1	1	1				
			(A=-241AC4901)(B=-241AC4901)(C=-241AC4901)(D=-251AC0634)							
5	4623-63320	Washer, hose pulley	1	1	1	1				
6	14602-64290	Cover	2	2	2	2				
7	0025-12020	Bolt	2	2	2	2				
7-1	0025-12020	Bolt	1	1	1	1				LH
			(A=241AC4902-)(B=241AC4902-)(C=241AC4902-)(D=251AC0635-)							
	0025-12060	Bolt	1	1	1	1				× RH
			(A=241AC4902-)(B=241AC4902-)(C=241AC4902-)(D=251AC0635-)							
8	0000-71012	Washer, lock	2	2	2	2				
9	4038-06079	Chain comp.	2	2						MLH3500,Std/CS,2nd
9-1	52001-93500	Chain comp.	2	2						↑ MLH3500,Std/CS,2nd
			(A=241AC2053-)(B=241AC2053-)							
9	4038-06085	Chain comp.	2	2						MLH3700,Std/CS,2nd
9-1	52001-93510	Chain comp.	2	2						↑ MLH3700,Std/CS,2nd
			(A=241AC2053-)(B=241AC2053-)							
9	4038-06087	Chain comp.	2	2						MLH4000,Std/CS,2nd
9-1	52001-93520	Chain comp.	2	2						↑ MLH4000,Std/CS,2nd
			(A=241AC2053-)(B=241AC2053-)							
9	4038-06093	Chain comp.	2	2						MLH4300,Std/CS,2nd
9-1	52001-93530	Chain comp.	2	2						↑ MLH4300,Std/CS,2nd
			(A=241AC2053-)(B=241AC2053-)							
9	4038-06097	Chain comp.	2	2						MLH4500,Std/CS,2nd
9-1	52001-93540	Chain comp.	2	2						↑ MLH4500,Std/CS,2nd
			(A=241AC2053-)(B=241AC2053-)							
9	4038-06101	Chain comp.	2	2						MLH4700,Std/CS,2nd
9-1	52001-93550	Chain comp.	2	2						↑ MLH4700,Std/CS,2nd
			(A=241AC2053-)(B=241AC2053-)							
9	4038-06105	Chain comp.	2	2						MLH5000,Std/CS,2nd
9-1	52001-93560	Chain comp.	2	2						↑ MLH5000,Std/CS,2nd
			(A=241AC2053-)(B=241AC2053-)							

Note : \*1: 2nd,Std/CS

Fig.2164 CHAIN WHEEL(MAST)[Mm]

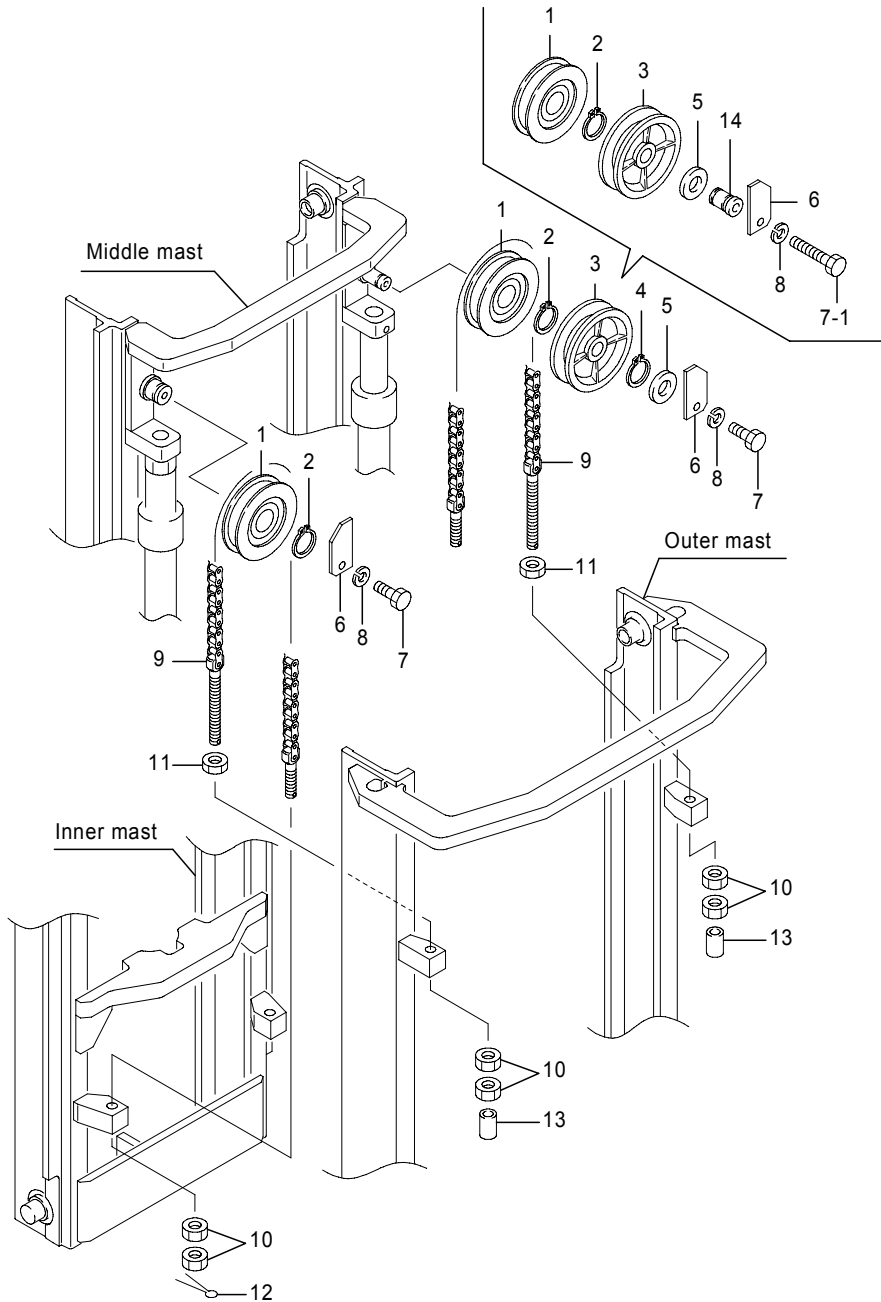


Fig.2164 CHAIN WHEEL(MAST)[Mm]

(A)=FB20P (D)=FB30P  
 (B)=FB25P (E)=  
 (C)=FB28P (F)=

No.	Parts No.	Parts Name	(A)	(B)	(C)	(D)	(E)	(F)	i/a	Remarks
9-1	52001-93570 (A=241AC2053-)(B=241AC2053-)	Chain comp.	2	2					↑	MLH5300,Std/CS,2nd
9	4038-06117	Chain comp.	2	2						MLH5500,Std/CS,2nd
9-1	52001-93580 (A=241AC2053-)(B=241AC2053-)	Chain comp.	2	2					↑	MLH5500,Std/CS,2nd
9	4038-06119	Chain comp.	2	2						MLH5700,Std/CS,2nd
9-1	52001-93590 (A=241AC2053-)(B=241AC2053-)	Chain comp.	2	2					↑	MLH5700,Std/CS,2nd
9	4038-06129	Chain comp.	2	2						MLH6000,Std/CS,2nd
9-1	52001-93600 (A=241AC2053-)(B=241AC2053-)	Chain comp.	2	2					↑	MLH6000,Std/CS,2nd
9	4038-06131	Chain comp.	2	2						MLH6300,Std/CS,2nd
9-1	52001-93610 (A=241AC2053-)(B=241AC2053-)	Chain comp.	2	2					↑	MLH6300,Std/CS,2nd
9	4038-06137	Chain comp.	2	2						MLH6500,Std/CS,2nd
9-1	52001-93620 (A=241AC2053-)(B=241AC2053-)	Chain comp.	2	2					↑	MLH6500,Std/CS,2nd
9	4038-06143	Chain comp.	2	2						MLH6700,Std/CS,2nd
9-1	52001-93630 (A=241AC2053-)(B=241AC2053-)	Chain comp.	2	2					↑	MLH6700,Std/CS,2nd
9	4038-06151	Chain comp.	2	2						MLH7000,Std/CS,2nd
9-1	52001-93640 (A=241AC2053-)(B=241AC2053-)	Chain comp.	2	2					↑	MLH7000,Std/CS,2nd
9	4039-06079	Chain comp.	2	2						MLH3500,FCS/RP/DRP,2nd
9-1	52001-93670 (A=241AC2053-)(B=241AC2053-)	Chain comp.	2	2					↑	MLH3500,FCS/RP/DRP,2nd
9	4039-06085	Chain comp.	2	2						MLH3700,FCS/RP/DRP,2nd
9-1	52001-93680 (A=241AC2053-)(B=241AC2053-)	Chain comp.	2	2					↑	MLH3700,FCS/RP/DRP,2nd
9	4039-06087	Chain comp.	2	2						MLH4000,FCS/RP/DRP,2nd
9-1	52001-93690 (A=241AC2053-)(B=241AC2053-)	Chain comp.	2	2					↑	MLH4000,FCS/RP/DRP,2nd
9	4039-06093	Chain comp.	2	2						MLH4300,FCS/RP/DRP,2nd
9-1	52001-93700 (A=241AC2053-)(B=241AC2053-)	Chain comp.	2	2					↑	MLH4300,FCS/RP/DRP,2nd

Note : \*1: 2nd,Std/CS

Fig.2164 CHAIN WHEEL(MAST)[Mm]

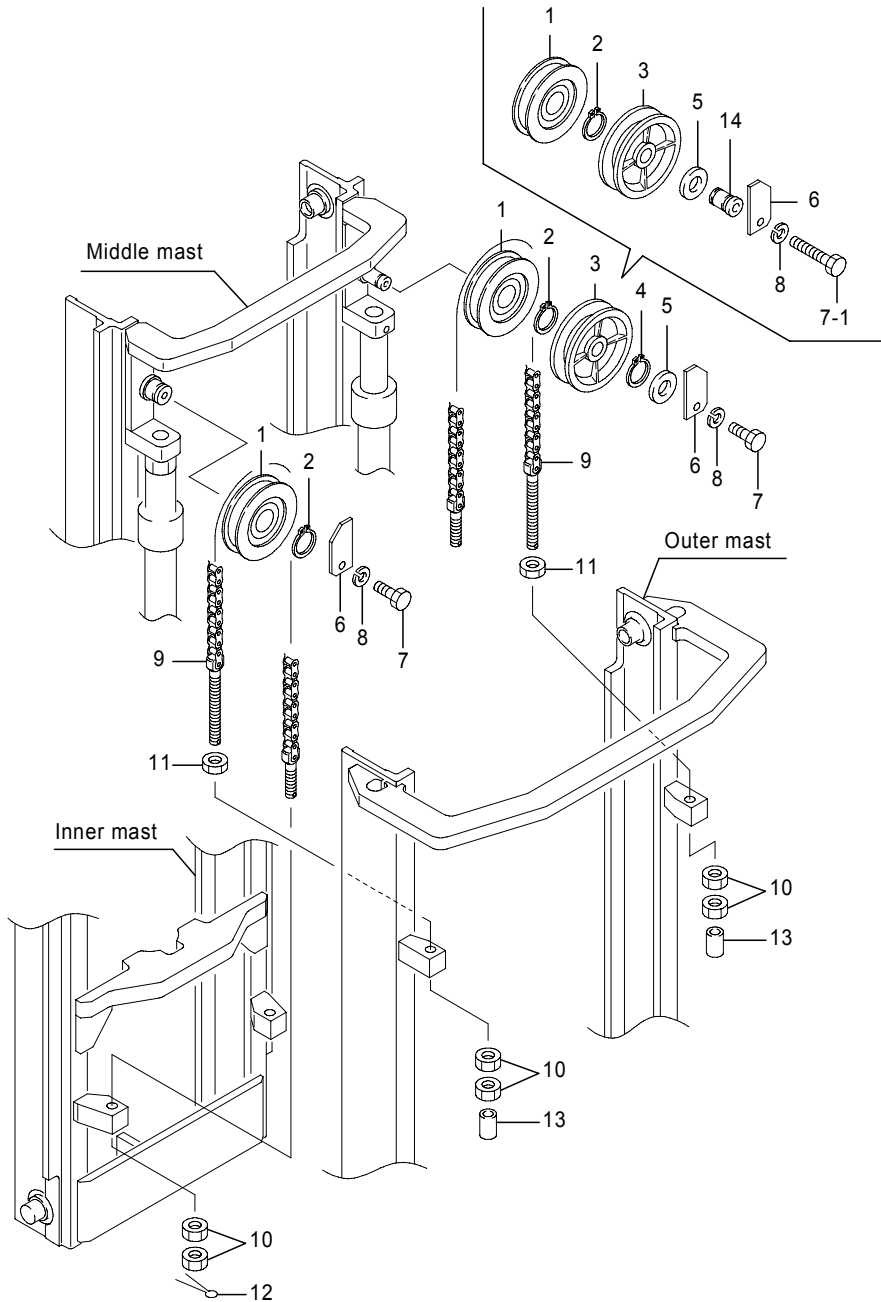


Fig.2164 CHAIN WHEEL(MAST)[Mm]

(A)=FB20P (D)=FB30P  
 (B)=FB25P (E)=  
 (C)=FB28P (F)=

No.	Parts No.	Parts Name	(A)	(B)	(C)	(D)	(E)	(F)	i/a	Remarks
9	4039-06097	Chain comp.	2	2						MLH4500,FCS/RP/DRP,2nd
9-1	52001-93710 (A=241AC2053-)(B=241AC2053-)	Chain comp.	2	2					↑	MLH4500,FCS/RP/DRP,2nd
9	4039-06101	Chain comp.	2	2						MLH4700,FCS/RP/DRP,2nd
9-1	52001-93720 (A=241AC2053-)(B=241AC2053-)	Chain comp.	2	2					↑	MLH4700,FCS/RP/DRP,2nd
9	4039-06105	Chain comp.	2	2						MLH5000,FCS/RP/DRP,2nd
9-1	52001-93730 (A=241AC2053-)(B=241AC2053-)	Chain comp.	2	2					↑	MLH5000,FCS/RP/DRP,2nd
9	4039-06111	Chain comp.	2	2						MLH5300,FCS/RP/DRP,2nd
9-1	52001-93740 (A=241AC2053-)(B=241AC2053-)	Chain comp.	2	2					↑	MLH5300,FCS/RP/DRP,2nd
9	4039-06117	Chain comp.	2	2						MLH5500,FCS/RP/DRP,2nd
9-1	52001-93750 (A=241AC2053-)(B=241AC2053-)	Chain comp.	2	2					↑	MLH5500,FCS/RP/DRP,2nd
9	4039-06119	Chain comp.	2	2						MLH5700,FCS/RP/DRP,2nd
9-1	52001-93760 (A=241AC2053-)(B=241AC2053-)	Chain comp.	2	2					↑	MLH5700,FCS/RP/DRP,2nd
9	4039-06129	Chain comp.	2	2						MLH6000,FCS/RP/DRP,2nd
9-1	52001-93770 (A=241AC2053-)(B=241AC2053-)	Chain comp.	2	2					↑	MLH6000,FCS/RP/DRP,2nd
9	4039-06131	Chain comp.	2	2						MLH6300,FCS/RP/DRP,2nd
9-1	52001-93780 (A=241AC2053-)(B=241AC2053-)	Chain comp.	2	2					↑	MLH6300,FCS/RP/DRP,2nd
9	4039-06137	Chain comp.	2	2						MLH6500,FCS/RP/DRP,2nd
9-1	52001-93790 (A=241AC2053-)(B=241AC2053-)	Chain comp.	2	2					↑	MLH6500,FCS/RP/DRP,2nd
9	4039-06143	Chain comp.	2	2						MLH6700,FCS/RP/DRP,2nd
9-1	52001-93800 (A=241AC2053-)(B=241AC2053-)	Chain comp.	2	2					↑	MLH6700,FCS/RP/DRP,2nd
9	4039-06151	Chain comp.	2	2						MLH7000,FCS/RP/DRP,2nd
9-1	52001-93810 (A=241AC2053-)(B=241AC2053-)	Chain comp.	2	2					↑	MLH7000,FCS/RP/DRP,2nd
9	4038-06085	Chain comp.			2	2				MLH3500,Std/CS,2nd

Note : \*1: 2nd,Std/CS

Fig.2164 CHAIN WHEEL(MAST)[Mm]

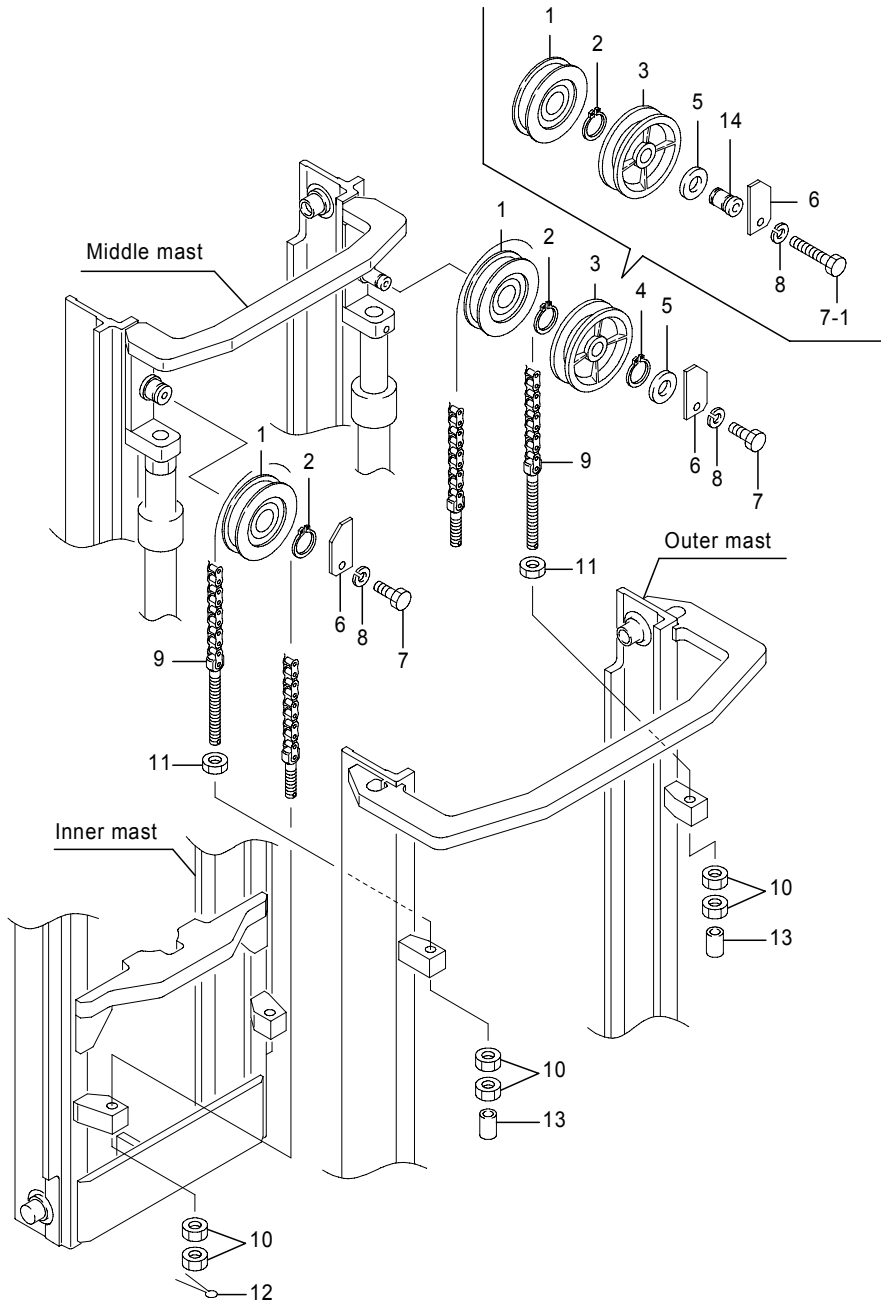


Fig.2164 CHAIN WHEEL(MAST)[Mm]

(A)=FB20P (D)=FB30P  
 (B)=FB25P (E)=  
 (C)=FB28P (F)=

No.	Parts No.	Parts Name	(A)	(B)	(C)	(D)	(E)	(F)	i/a	Remarks
9-1	52001-93510	Chain comp. (C=241AC2053-)(D=251AC0204-)				2	2		↑	MLH3500,Std/CS,2nd
9	4038-06087	Chain comp.				2	2			MLH3700,Std/CS,2nd
9-1	52001-93520	Chain comp. (C=241AC2053-)(D=251AC0204-)				2	2		↑	MLH3700,Std/CS,2nd
9	4038-06093	Chain comp.				2	2			MLH4000,Std/CS,2nd
9-1	52001-93530	Chain comp. (C=241AC2053-)(D=251AC0204-)				2	2		↑	MLH4000,Std/CS,2nd
9	4038-06097	Chain comp.				2	2			MLH4300,Std/CS,2nd
9-1	52001-93540	Chain comp. (C=241AC2053-)(D=251AC0204-)				2	2		↑	MLH4300,Std/CS,2nd
9	4038-06101	Chain comp.				2	2			MLH4500,Std/CS,2nd
9-1	52001-93550	Chain comp. (C=241AC2053-)(D=251AC0204-)				2	2		↑	MLH4500,Std/CS,2nd
9	4038-06105	Chain comp.				2	2			MLH4700,Std/CS,2nd
9-1	52001-93560	Chain comp. (C=241AC2053-)(D=251AC0204-)				2	2		↑	MLH4700,Std/CS,2nd
9	4038-06111	Chain comp.				2	2			MLH5000,Std/CS,2nd
9-1	52001-93570	Chain comp. (C=241AC2053-)(D=251AC0204-)				2	2		↑	MLH5000,Std/CS,2nd
9	4038-06117	Chain comp.				2	2			MLH5300,Std/CS,2nd
9-1	52001-93580	Chain comp. (C=241AC2053-)(D=251AC0204-)				2	2		↑	MLH5300,Std/CS,2nd
9	4038-06119	Chain comp.				2	2			MLH5500,Std/CS,2nd
9-1	52001-93590	Chain comp. (C=241AC2053-)(D=251AC0204-)				2	2		↑	MLH5500,Std/CS,2nd
9	4038-06129	Chain comp.				2	2			MLH5700,Std/CS,2nd
9-1	52001-93600	Chain comp. (C=241AC2053-)(D=251AC0204-)				2	2		↑	MLH5700,Std/CS,2nd
9	4038-06131	Chain comp.				2	2			MLH6000,Std/CS,2nd
9-1	52001-93610	Chain comp. (C=241AC2053-)(D=251AC0204-)				2	2		↑	MLH6000,Std/CS,2nd
9	4038-06137	Chain comp.				2	2			MLH6300,Std/CS,2nd
9-1	52001-93620	Chain comp. (C=241AC2053-)(D=251AC0204-)				2	2		↑	MLH6300,Std/CS,2nd

Note : \*1: 2nd,Std/CS

Fig.2164 CHAIN WHEEL(MAST)[Mm]

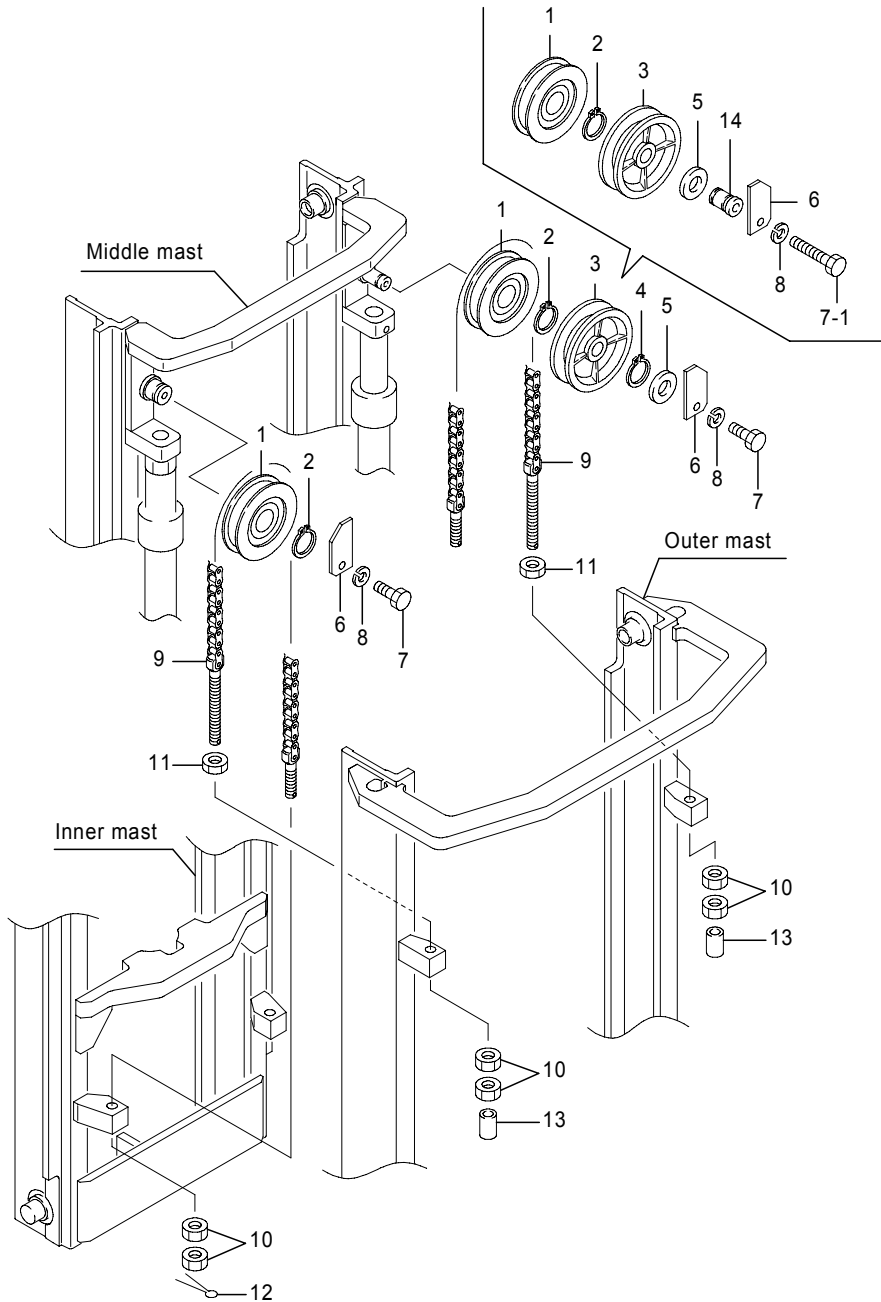


Fig.2164 CHAIN WHEEL(MAST)[Mm]

(A)=FB20P (D)=FB30P  
 (B)=FB25P (E)=  
 (C)=FB28P (F)=

No.	Parts No.	Parts Name	(A)	(B)	(C)	(D)	(E)	(F)	i/a	Remarks
9	4038-06143	Chain comp.				2	2			MLH6500,Std/CS,2nd
9-1	52001-93630	Chain comp. (C=241AC2053-)(D=251AC0204-)				2	2		↑	MLH6500,Std/CS,2nd
9	4038-06151	Chain comp.				2	2			MLH6700,Std/CS,2nd
9-1	52001-93640	Chain comp. (C=241AC2053-)(D=251AC0204-)				2	2		↑	MLH6700,Std/CS,2nd
9	4038-06157	Chain comp.				2	2			MLH7000,Std/CS,2nd
9-1	52001-93650	Chain comp. (C=241AC2053-)(D=251AC0204-)				2	2		↑	MLH7000,Std/CS,2nd
9	4039-06085	Chain comp.				2	2			MLH3500,FCS/RP/DRP,2nd
9-1	52001-93680	Chain comp. (C=241AC2053-)(D=251AC0204-)				2	2		↑	MLH3500,FCS/RP/DRP,2nd
9	4039-06087	Chain comp.				2	2			MLH3700,FCS/RP/DRP,2nd
9-1	52001-93690	Chain comp. (C=241AC2053-)(D=251AC0204-)				2	2		↑	MLH3700,FCS/RP/DRP,2nd
9	4039-06093	Chain comp.				2	2			MLH4000,FCS/RP/DRP,2nd
9-1	52001-93700	Chain comp. (C=241AC2053-)(D=251AC0204-)				2	2		↑	MLH4000,FCS/RP/DRP,2nd
9	4039-06097	Chain comp.				2	2			MLH4300,FCS/RP/DRP,2nd
9-1	52001-93710	Chain comp. (C=241AC2053-)(D=251AC0204-)				2	2		↑	MLH4300,FCS/RP/DRP,2nd
9	4039-06101	Chain comp.				2	2			MLH4500,FCS/RP/DRP,2nd
9-1	52001-93720	Chain comp. (C=241AC2053-)(D=251AC0204-)				2	2		↑	MLH4500,FCS/RP/DRP,2nd
9	4039-06105	Chain comp.				2	2			MLH4700,FCS/RP/DRP,2nd
9-1	52001-93730	Chain comp. (C=241AC2053-)(D=251AC0204-)				2	2		↑	MLH4700,FCS/RP/DRP,2nd
9	4039-06111	Chain comp.				2	2			MLH5000,FCS/RP/DRP,2nd
9-1	52001-93740	Chain comp. (C=241AC2053-)(D=251AC0204-)				2	2		↑	MLH5000,FCS/RP/DRP,2nd
9	4039-06117	Chain comp.				2	2			MLH5300,FCS/RP/DRP,2nd
9-1	52001-93750	Chain comp. (C=241AC2053-)(D=251AC0204-)				2	2		↑	MLH5300,FCS/RP/DRP,2nd
9	4039-06119	Chain comp.				2	2			MLH5500,FCS/RP/DRP,2nd

Note : \*1: 2nd,Std/CS

Fig.2164 CHAIN WHEEL(MAST)[Mm]

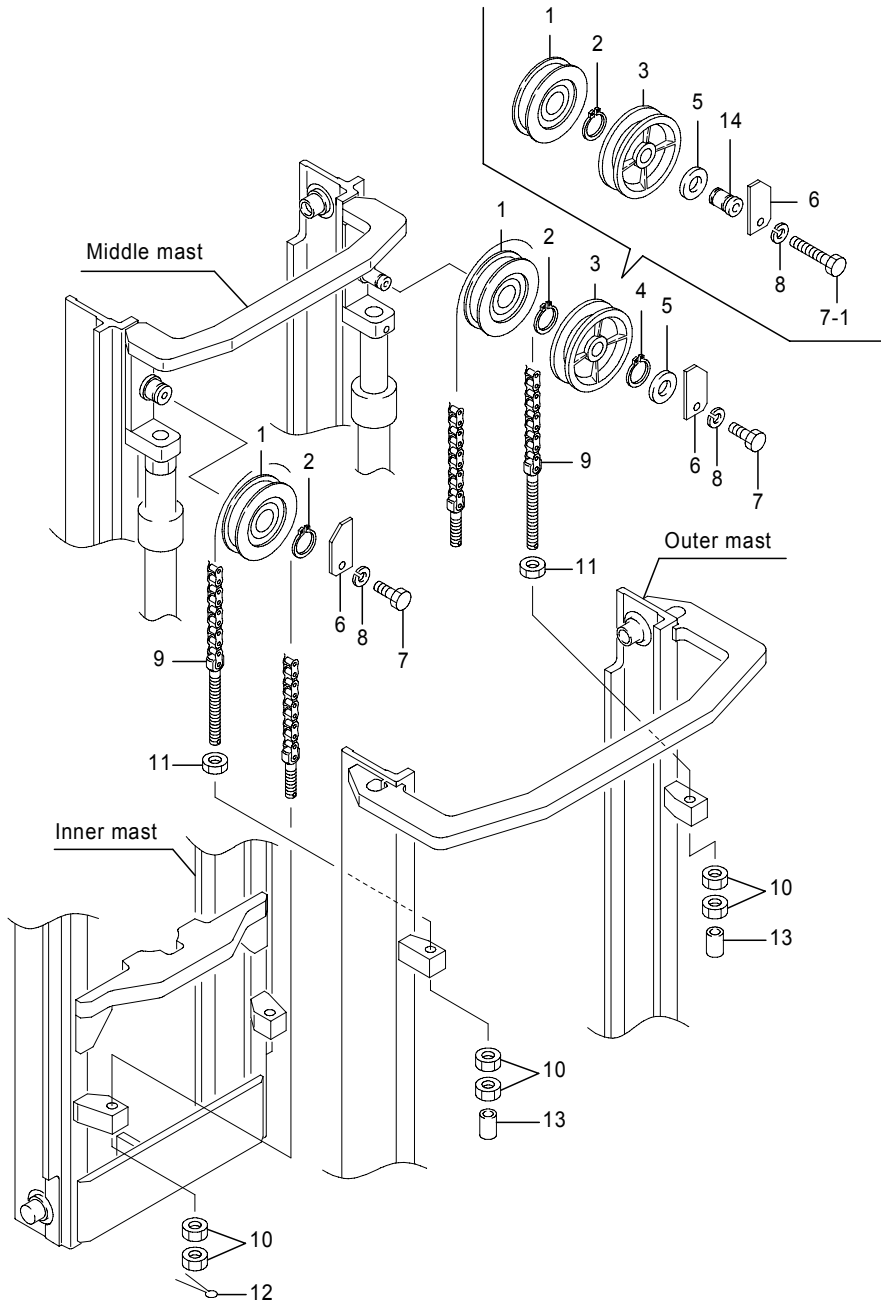


Fig.2164 CHAIN WHEEL(MAST)[Mm]

(A)=FB20P (D)=FB30P  
 (B)=FB25P (E)=  
 (C)=FB28P (F)=

No.	Parts No.	Parts Name	(A)	(B)	(C)	(D)	(E)	(F)	i/a	Remarks
9-1	52001-93760	Chain comp. (C=241AC2053-)(D=251AC0204-)				2	2		↑	MLH5500,FCS/RP/DRP,2nd
9	4039-06129	Chain comp.				2	2			MLH5700,FCS/RP/DRP,2nd
9-1	52001-93770	Chain comp. (C=241AC2053-)(D=251AC0204-)				2	2		↑	MLH5700,FCS/RP/DRP,2nd
9	4039-06131	Chain comp.				2	2			MLH6000,FCS/RP/DRP,2nd
9-1	52001-93780	Chain comp. (C=241AC2053-)(D=251AC0204-)				2	2		↑	MLH6000,FCS/RP/DRP,2nd
9	4039-06137	Chain comp.				2	2			MLH6300,FCS/RP/DRP,2nd
9-1	52001-93790	Chain comp. (C=241AC2053-)(D=251AC0204-)				2	2		↑	MLH6300,FCS/RP/DRP,2nd
9	4039-06143	Chain comp.				2	2			MLH6500,FCS/RP/DRP,2nd
9-1	52001-93800	Chain comp. (C=241AC2053-)(D=251AC0204-)				2	2		↑	MLH6500,FCS/RP/DRP,2nd
9	4039-06151	Chain comp.				2	2			MLH6700,FCS/RP/DRP,2nd
9-1	52001-93800	Chain comp. (C=241AC2053-)(D=251AC0204-)				2	2		↑	MLH6700,FCS/RP/DRP,2nd
9	4039-06161	Chain comp.				2				MLH7000,FCS/RP/DRP,2nd
9-1	52001-97370	Chain comp. (C=241AC2053-)				2			↑	MLH7000,FCS/RP/DRP,2nd
9	4039-06167	Chain comp.				2				MLH7000,FCS/RP/DRP,2nd
9-1	52001-97370	Chain comp. (D=251AC0204-)				2			↑	MLH7000,FCS/RP/DRP,2nd
10	0000-20018	Nut	8	8	8	8				
11	0000-30018	Nut, jam	2	2	2	2				
12	0302-40040	Pin, cotter	2	2	2	2				
13	32290-00540	Cap	2	2	2	2				
14	52000-58732	Shaft, pulley (A=241AC4902-)(B=241AC4902-)(C=241AC4902-)(D=251AC0635-)	1	1	1	1				

Note : \*1: 2nd,Std/CS

Fig.2165 CHAIN WHEEL(LIFT)[Mm]

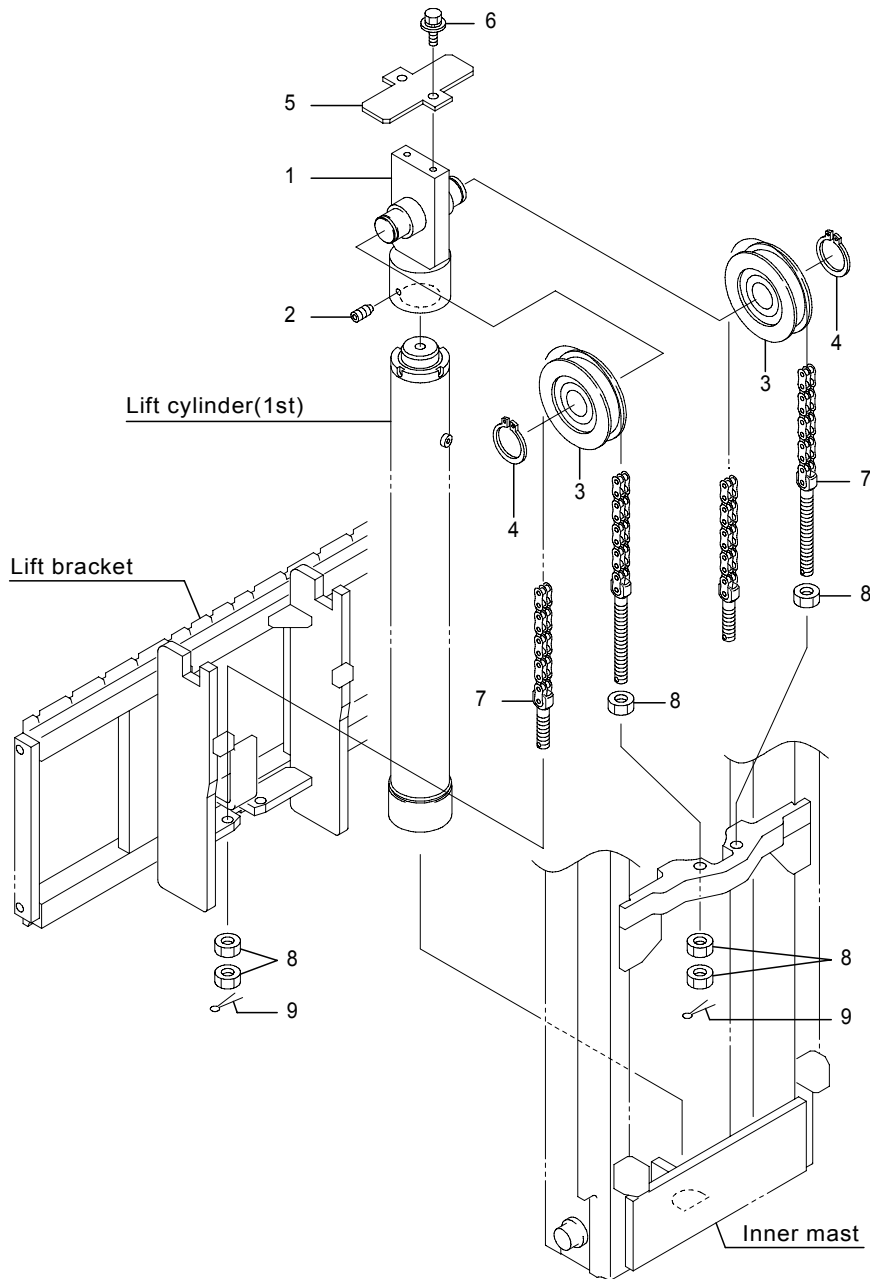


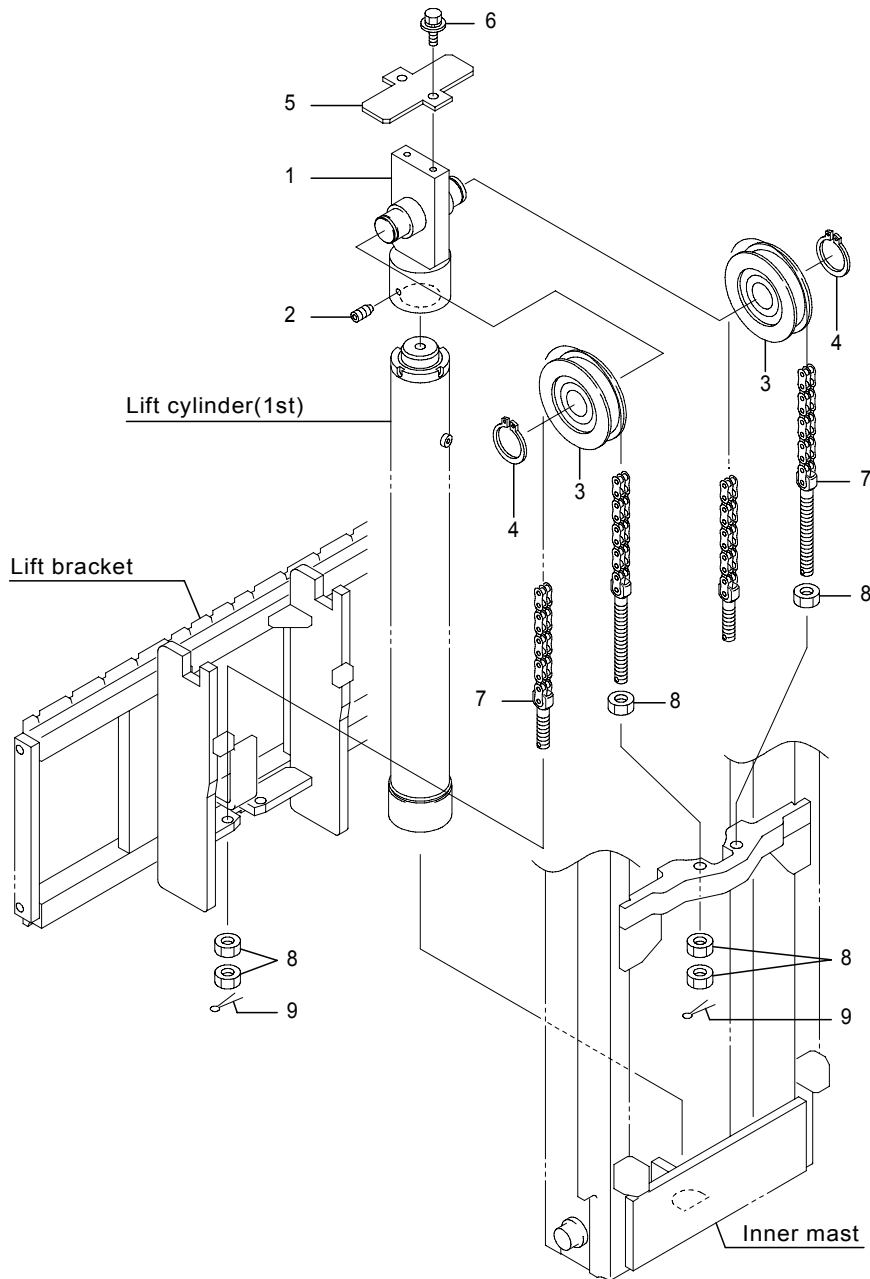
Fig.2165 CHAIN WHEEL(LIFT)[Mm]

(A)=FB20P (D)=FB30P  
 (B)=FB25P (E)=  
 (C)=FB28P (F)=

No.	Parts No.	Parts Name	(A)	(B)	(C)	(D)	(E)	(F)	i/a	Remarks
1	14604-87891	Support comp., chain	1	1	1	1				
2	31010-01700	Screw, set	1	1	1	1				
3	1901-53006	Wheel, chain	2	2	2	2				
4	0000-84045	Ring, snap	2	2	2	2				
5	14605-08390	Guard, chain	1	1	1	1				
6	0019-08016	Bolt, w/washer	2	2	2	2				
7	4038-06071	Chain comp., leaf	2	2						MLH3500, *1
	4038-06075	Chain comp., leaf	2	2	2					MLH3700-20P/25P,3500-28P, *1
	4038-06077	Chain comp., leaf	2	2	2					MLH4000-20P/25P,3700-28P, *1
	4038-06083	Chain comp., leaf	2	2	2					MLH4300-20P/25P,4000-28P, *1
	4038-06089	Chain comp., leaf	2	2	2					MLH4500-20P/25P,4300-28P, *1
	4038-06091	Chain comp., leaf	2	2	2					MLH4700-20P/25P,4500-28P, *1
	4038-06097	Chain comp., leaf	2	2	2					MLH5000-20P/25P,4700-28P, *1
	4038-06101	Chain comp., leaf	2	2	2					MLH5300-20P/25P,5000-28P, *1
	4038-06107	Chain comp., leaf	2	2	2					MLH5500-20P/25P,5300-28P, *1
	4038-06109	Chain comp., leaf	2	2	2					MLH5700-20P/25P,5500-28P, *1
	4038-06119	Chain comp., leaf	2	2	2					MLH6000-20P/25P,5700-28P, *1
	4038-06123	Chain comp., leaf	2	2	2					MLH6300-20P/25P,6000-28P, *1
	4038-06127	Chain comp., leaf	2	2	2					MLH6500-20P/25P,6300-28P, *1
	4038-06133	Chain comp., leaf	2	2	2					MLH6700-20P/25P,6500-28P, *1
	4038-06141	Chain comp., leaf	2	2	2					MLH7000-20P/25P,6700-28P, *1
	4038-06147	Chain comp., leaf			2					MLH7000, *1
	4039-06071	Chain comp., leaf	2	2						MLH3500, *2
	4039-06075	Chain comp., leaf	2	2	2					MLH3700-20/25,3500-28, *2
	4039-06077	Chain comp., leaf	2	2	2					MLH4000-20/25,3700-28, *2
	4039-06083	Chain comp., leaf	2	2	2					MLH4300-20/25,4000-28, *2
	4039-06089	Chain comp., leaf	2	2	2					MLH4500-20/25,4300-28, *2
	4039-06091	Chain comp., leaf	2	2	2					MLH4700-20/25,4500-28, *2
	4039-06097	Chain comp., leaf	2	2	2					MLH5000-20/25,4700-28, *2
	4039-06101	Chain comp., leaf	2	2	2					MLH5300-20/25,5000-28, *2
	4039-06107	Chain comp., leaf	2	2	2					MLH5500-20/25,5300-28, *2
	4039-06109	Chain comp., leaf	2	2	2					MLH5700-20/25,5500-28, *2
	4039-06119	Chain comp., leaf	2	2	2					MLH6000-20/25,5700-28, *2
	4039-06123	Chain comp., leaf	2	2	2					MLH6300-20/25,6000-28, *2
	4039-06127	Chain comp., leaf	2	2	2					MLH6500-20/25,6300-28, *2

Note : \*1: 1st,Std/CS \*2: FCS/RP/DRP

Fig.2165 CHAIN WHEEL(LIFT)[Mm]



461-1488-08A  
(461-1488)

Fig.2165 CHAIN WHEEL(LIFT)[Mm]

(A)=FB20P (D)=FB30P  
(B)=FB25P (E)=  
(C)=FB28P (F)=

No.	Parts No.	Parts Name	(A)	(B)	(C)	(D)	(E)	(F)	i/a	Remarks
7	4039-06133	Chain comp., leaf	2	2	2					MLH6700-20/25,6500-28, *2
	4039-06141	Chain comp., leaf	2	2	2					MLH7000-20/25,6700-28, *2
	4039-06147	Chain comp., leaf			2					MLH7000, *2
	4038-06077	Chain comp., leaf				2				MLH3500, *1
	4038-06079	Chain comp., leaf				2				MLH3700, *1
	4038-06085	Chain comp., leaf				2				MLH4000, *1
	4038-06091	Chain comp., leaf				2				MLH4300, *1
	4038-06093	Chain comp., leaf				2				MLH4500, *1
	4038-06097	Chain comp., leaf				2				MLH4700, *1
	4038-06103	Chain comp., leaf				2				MLH5000, *1
	4038-06109	Chain comp., leaf				2				MLH5300, *1
	4038-06111	Chain comp., leaf				2				MLH5500, *1
	4038-06121	Chain comp., leaf				2				MLH5700, *1
	4038-06125	Chain comp., leaf				2				MLH6000, *1
	4038-06129	Chain comp., leaf				2				MLH6300, *1
	4038-06135	Chain comp., leaf				2				MLH6500, *1
	4038-06143	Chain comp., leaf				2				MLH6700, *1
	4038-06147	Chain comp., leaf				2				MLH7000, *1
	4039-06077	Chain comp., leaf				2				MLH3500, *2
	4039-06079	Chain comp., leaf				2				MLH3700, *2
	4039-06085	Chain comp., leaf				2				MLH4000, *2
	4039-06091	Chain comp., leaf				2				MLH4300, *2
	4039-06093	Chain comp., leaf				2				MLH4500, *2
	4039-06097	Chain comp., leaf				2				MLH4700, *2
	4039-06103	Chain comp., leaf				2				MLH5000, *2
	4039-06109	Chain comp., leaf				2				MLH5300, *2
	4039-06111	Chain comp., leaf				2				MLH5500, *2
	4039-06121	Chain comp., leaf				2				MLH5700, *2
	4039-06125	Chain comp., leaf				2				MLH6000, *2
	4039-06129	Chain comp., leaf				2				MLH6300, *2
	4039-06135	Chain comp., leaf				2				MLH6500, *2
	4039-06143	Chain comp., leaf				2				MLH6700, *2
	4039-06147	Chain comp., leaf				2				MLH7000, *2
8	0000-20018	Nut	10	10	10	10				
9	0302-40032	Pin, cotter	4	4	4	4				

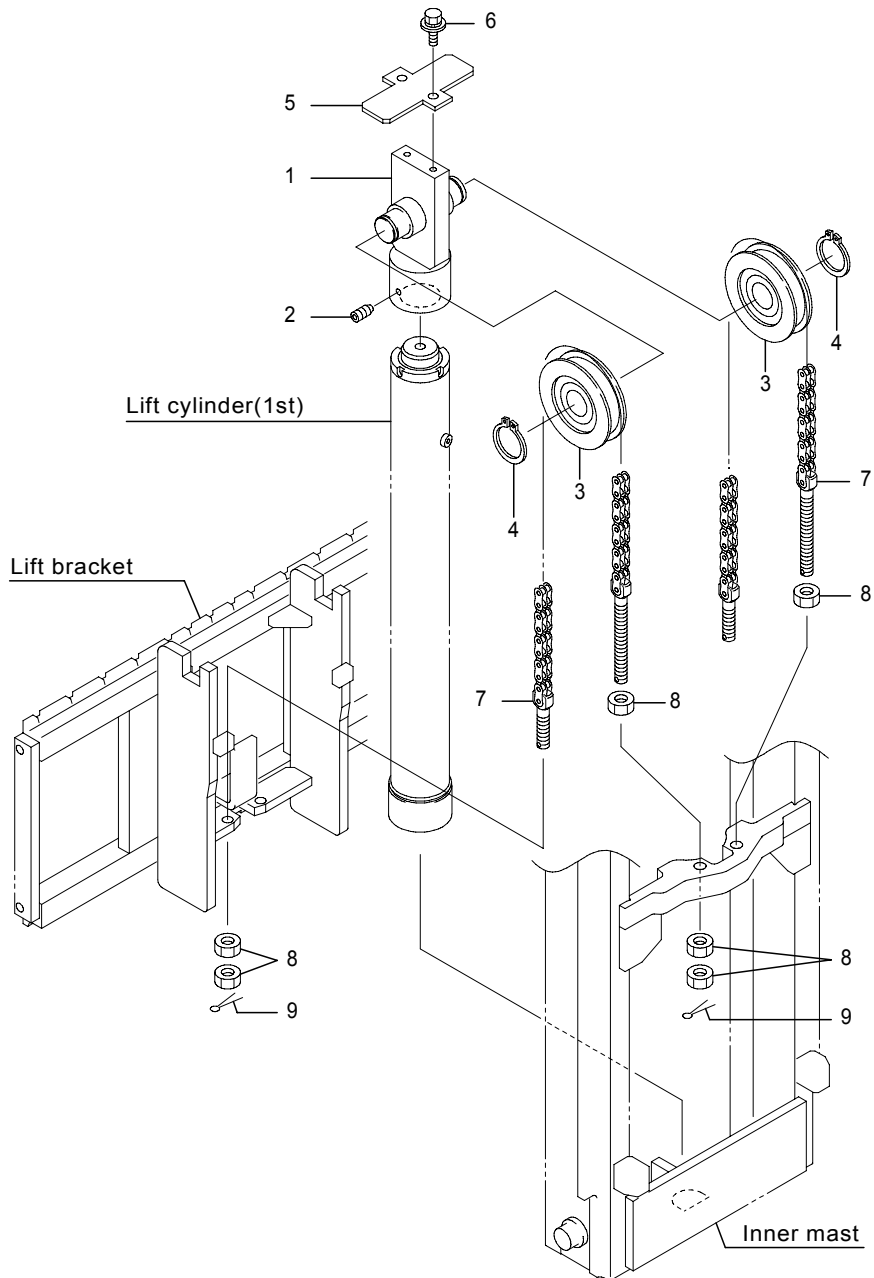
Note : \*1: 1st,Std/CS \*2: FCS/RP/DRP



Fig.2165 CHAIN WHEEL(LIFT)[Mm]

Fig.2165 CHAIN WHEEL(LIFT)[Mm]

(A)=FB20P (D)=FB30P  
 (B)=FB25P (E)=  
 (C)=FB28P (F)=



No.	Parts No.	Parts Name	(A)	(B)	(C)	(D)	(E)	(F)	i/a	Remarks
-----	-----------	------------	-----	-----	-----	-----	-----	-----	-----	---------

9-1	0302-40035	Pin, cotter	4	4	4	4			└┘	
-----	------------	-------------	---	---	---	---	--	--	----	--

(A=241AC2112-)(B=241AC2112-)(C=241AC2112-)(D=251AC0216-)

Note : \*1: 1st,Std/CS \*2: FCS/RP/DRP

461-1488-08A  
 (461-1488)

Fig.2170A MAST PIPING A.O.S[Mm]

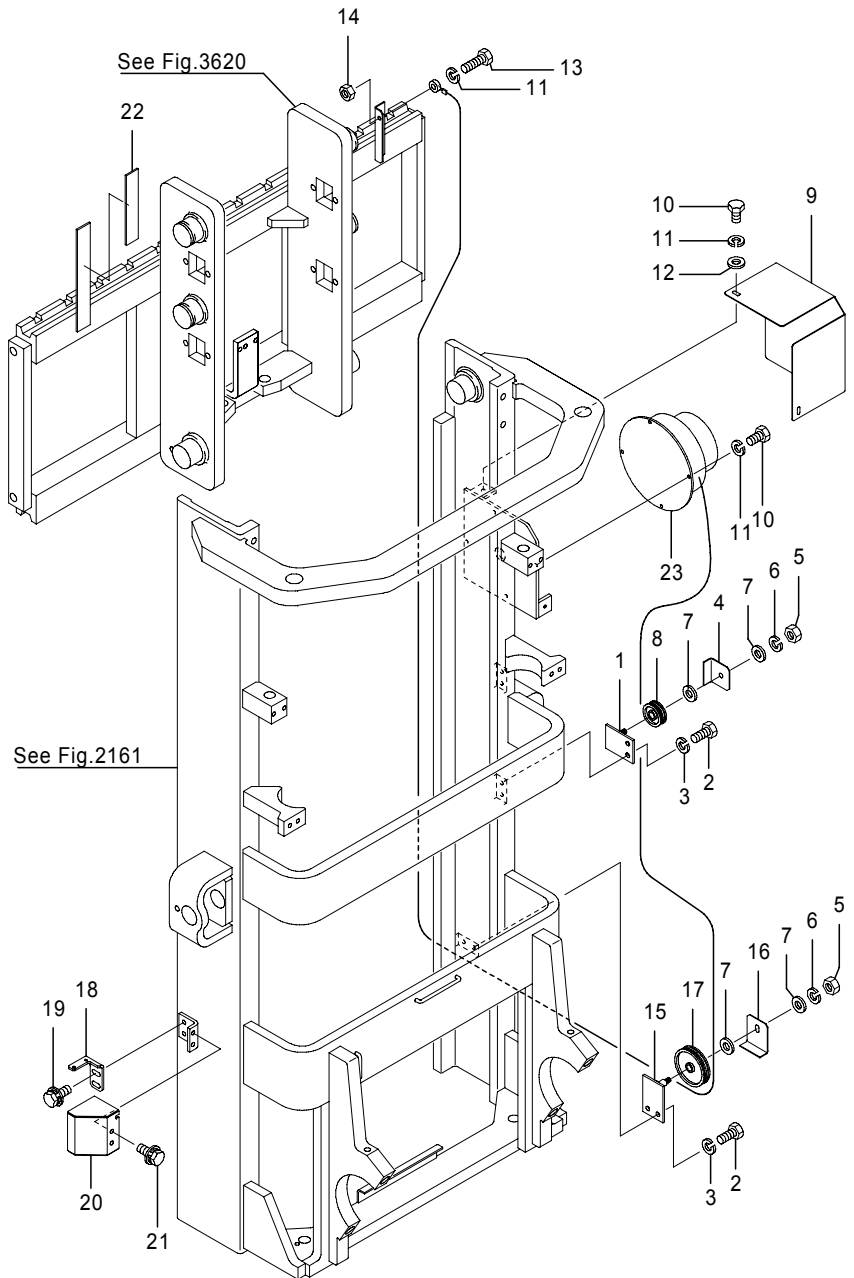


Fig.2170A MAST PIPING A.O.S[Mm]

(A)=FB20P (D)=FB30P  
 (B)=FB25P (E)=  
 (C)=FB28P (F)=

No.	Parts No.	Parts Name	(A)	(B)	(C)	(D)	(E)	(F)	i/a	Remarks
1	14400-57340	Bracket, pulley	2	2	2	2				
2	0010-08016	Bolt	6	6	6	6				
3	0000-70008	Washer, lock	6	6	6	6				
4	52004-37430	Cover, pulley	2	2	2	2				
5	0000-00008	Nut	3	3	3	3				
6	0000-70008	Washer, lock	3	3	3	3				
7	0000-72008	Washer, plain	6	6	6	6				
8	14705-12140	Pulley	2	2	2	2				
9	52006-19240	Cover, pulley	1	1	1	1				
10	0010-06010	Bolt	6	6	6	6				
11	0000-70006	Washer, lock	7	7	7	7				
12	0000-72006	Washer, plain	2	2	2	2				
13	0010-06016	Bolt	1	1	1	1				
14	0000-00006	Nut	1	1	1	1				
15	52004-36660	Bracket, pulley	1	1	1	1				
16	52004-36680	Cover, pulley(1)	1	1	1	1				
17	52004-36670	Pulley	1	1	1	1				
18	14401-07700	Bracket, sensor	1	1	1	1				
19	0016-08012	Bolt, w/washers	2	2	2	2				
20	14401-07690	Cover, sensor	1	1	1	1				
21	0016-08012	Bolt, w/washers	2	2	2	2				
22	35490-00010	Tape, magnet	1	1	1	1				
23	39520-00600	Encoder, reel	1	1	1	1				

Note :

Fig.2170B MAST PIPING A.O.S[Mm]

For MHI

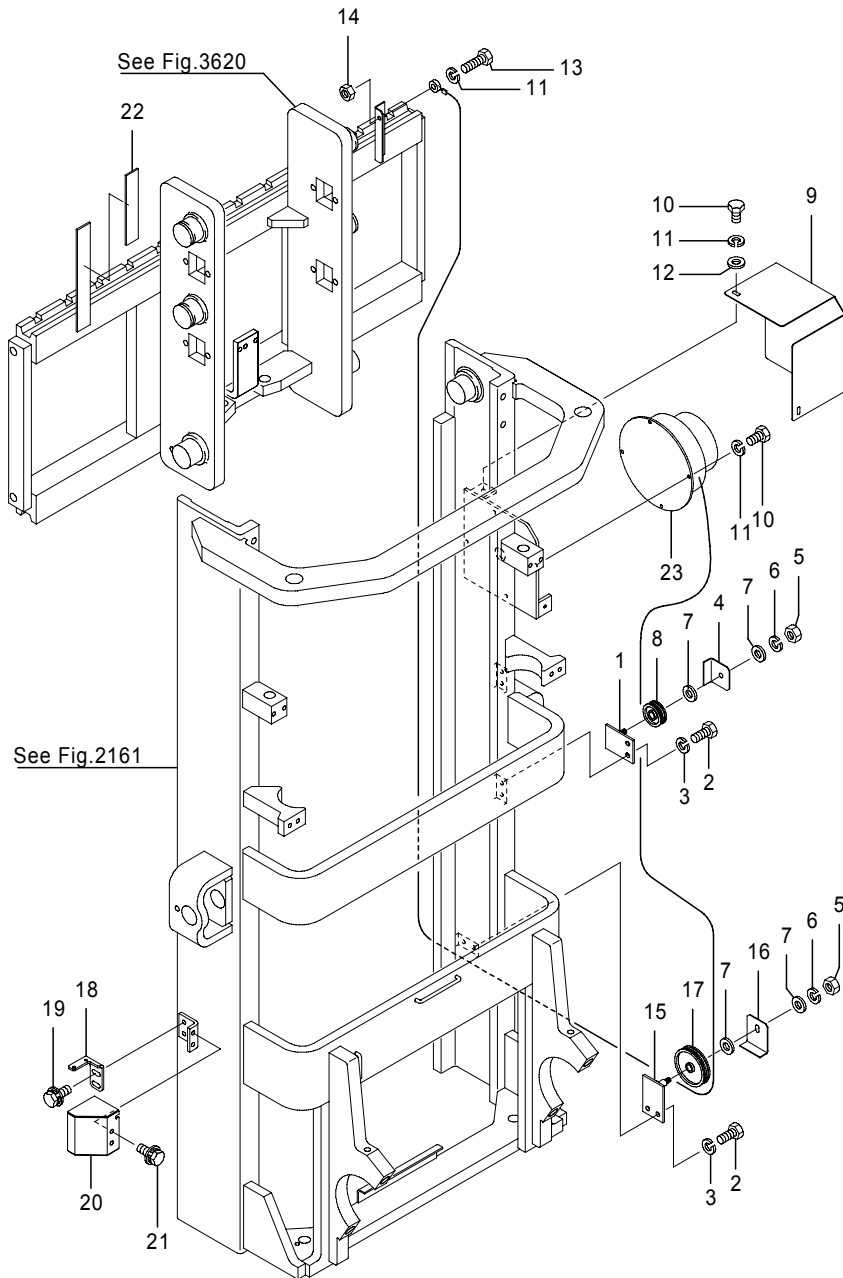


Fig.2170B MAST PIPING A.O.S[Mm]

For MHI

(A)=FB20P (D)=FB30P

(B)=FB25P (E)=

(C)=FB28P (F)=

No.	Parts No.	Parts Name	(A)	(B)	(C)	(D)	(E)	(F)	i/a	Remarks
1	14400-57340	Bracket, pulley	2	2	2	2				
2	0010-08016	Bolt	6	6	6	6				
3	0000-70008	Washer, lock	6	6	6	6				
4	52004-37430	Cover, pulley	2	2	2	2				
5	0000-00008	Nut	3	3	3	3				
6	0000-70008	Washer, lock	3	3	3	3				
7	0000-72008	Washer, plain	6	6	6	6				
8	14705-12140	Pulley	2	2	2	2				
9	52006-19240	Cover, pulley	1	1	1	1				
10	0010-06010	Bolt	6	6	6	6				
11	0000-70006	Washer, lock	7	7	7	7				
12	0000-72006	Washer, plain	2	2	2	2				
13	0010-06016	Bolt	1	1	1	1				
14	0000-00006	Nut	1	1	1	1				
15	52004-36660	Bracket, pulley	1	1	1	1				
16	52004-36680	Cover, pulley(1)	1	1	1	1				
17	52004-36670	Pulley	1	1	1	1				
18	14401-07700	Bracket, sensor	1	1	1	1				
19	0016-08012	Bolt, w/washers	2	2	2	2				
20	14401-07690	Cover, sensor	1	1	1	1				
21	0016-08012	Bolt, w/washers	2	2	2	2				
22	35490-00010	Tape, magnet	1	1	1	1				
23	39520-00600	Encoder, reel	1	1	1	1				

Note :

Fig.2171 PARTS A.O.S[Mm]  
Automatic fork leveling

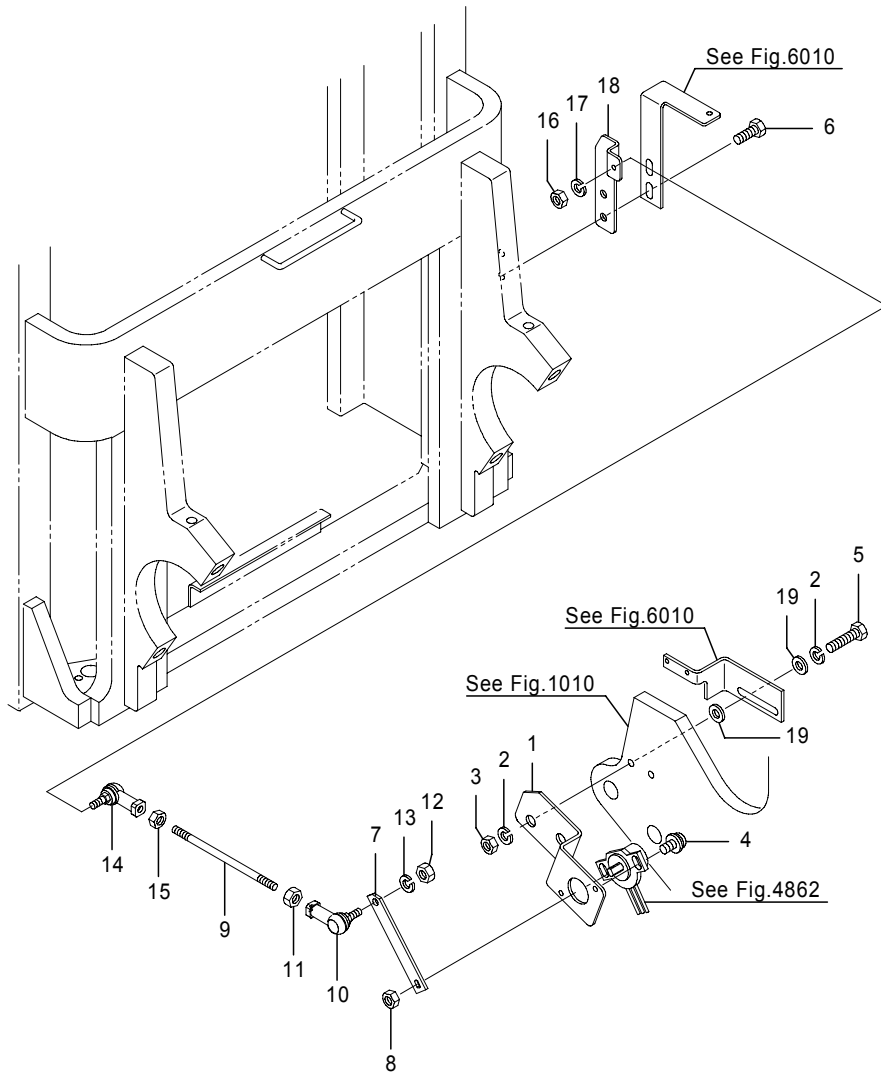


Fig.2171 PARTS A.O.S[Mm]  
Automatic fork leveling

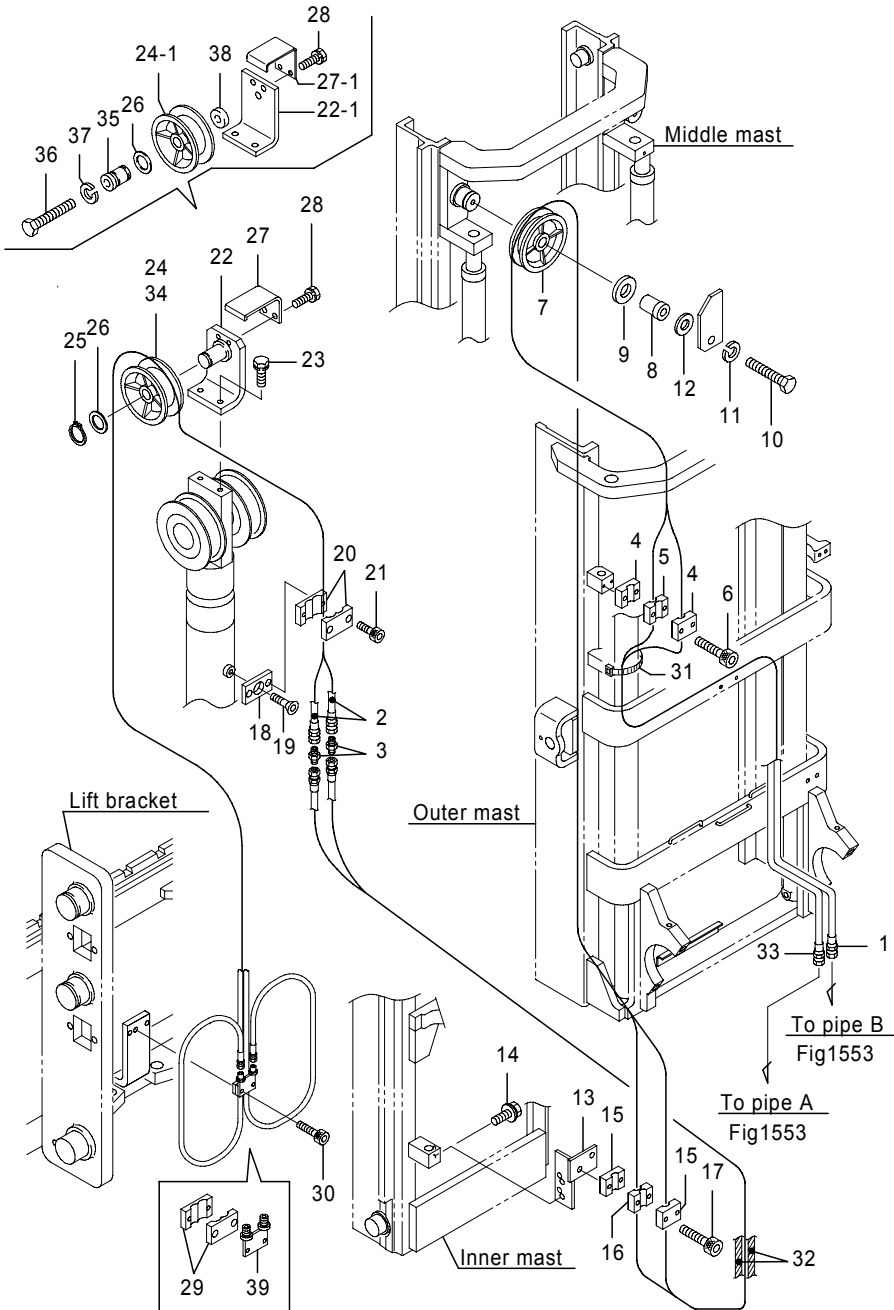
(A)=FB20P (D)=FB30P  
(B)=FB25P (E)=  
(C)=FB28P (F)=

No.	Parts No.	Parts Name	(A)	(B)	(C)	(D)	(E)	(F)	i/a	Remarks
1	14401-06141	Bracket, potentiomete	1	1	1	1				
2	0000-70008	Washer, lock	4	4	4	4				
3	0000-00008	Nut	2	2	2	2				
4	0075-04010	Screw, w/washers	2	2	2	2				
5	0110-08035	Bolt	2	2	2	2				
6	0010-08020	Bolt	2	2	2	2				
7	14401-05931	Lever	1	1	1	1				
8	0000-00006	Nut	1	1	1	1				
9	14401-06160	Rod	1	1	1					
	14401-05940	Rod					1			
10	31230-02420	End, rod	1	1	1	1				
11	0000-10005	Nut, jam	1	1	1	1				
12	0000-00005	Nut	1	1	1	1				
13	0000-70005	Washer, lock	1	1	1	1				
14	31230-02430	End, rod	1	1	1	1				
15	0000-10905	Nut, jam	1	1	1	1				
16	0000-00005	Nut	1	1	1	1				
17	0000-70005	Washer, lock	1	1	1	1				
18	14401-06170	Plate	1	1	1					
	14401-06750	Plate					1			
19	0000-72008	Washer, plain	4	4	4	4				

Note :

Fig.2180 MAST PIPING[Mm]

Finger tip, w.o/Laser pointer



462-2082-02  
(462-2082)

Fig.2180 MAST PIPING[Mm]

Finger tip, w.o/Laser pointer

(A)=FB20P (D)=FB30P

(B)=FB25P (E)=

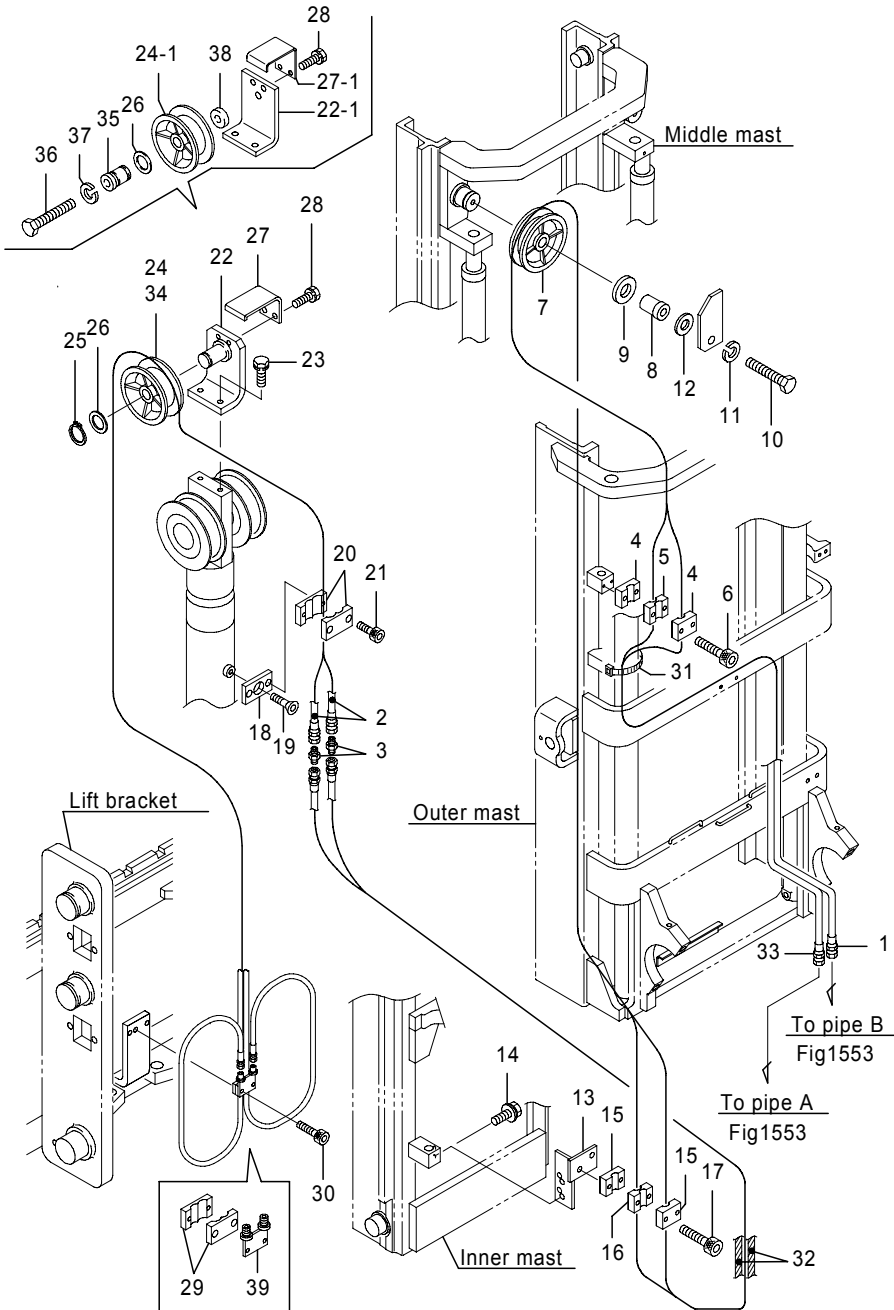
(C)=FB28P (F)=

No.	Parts No.	Parts Name	(A)	(B)	(C)	(D)	(E)	(F)	i/a	Remarks
1	4051-06355	Hose, HP	1	1						MLH3300
	4051-06370	Hose, HP	1	1						MLH3500
	4051-06390	Hose, HP	1	1						MLH3700
	4051-06395	Hose, HP	1	1						MLH4000
	4051-06415	Hose, HP	1	1						MLH4300
	4051-06435	Hose, HP	1	1						MLH4500
	4051-06445	Hose, HP	1	1						MLH4700
	4051-06465	Hose, HP	1	1						MLH5000
	4051-06485	Hose, HP	1	1						MLH5300
	4051-06505	Hose, HP	1	1						MLH5500
	4051-06515	Hose, HP	1	1						MLH5700
	4051-06555	Hose, HP	1	1						MLH6000
	4051-06565	Hose, HP	1	1						MLH6300
	4051-06585	Hose, HP	1	1						MLH6500
	4051-06605	Hose, HP	1	1						MLH6700
	4051-06635	Hose, HP	1	1						MLH7000
	4051-06370	Hose, HP			1	1				MLH3300
	4051-06390	Hose, HP			1	1				MLH3500
	4051-06395	Hose, HP			1	1				MLH3700
	4051-06415	Hose, HP			1	1				MLH4000
4051-06435	Hose, HP			1	1				MLH4300	
4051-06445	Hose, HP			1	1				MLH4500	
4051-06465	Hose, HP			1	1				MLH4700	
4051-06485	Hose, HP			1	1				MLH5000	
4051-06505	Hose, HP			1	1				MLH5300	
4051-06515	Hose, HP			1	1				MLH5500	
4051-06555	Hose, HP			1	1				MLH5700	
4051-06565	Hose, HP			1	1				MLH6000	
4051-06585	Hose, HP			1	1				MLH6300	
4051-06605	Hose, HP			1	1				MLH6500	
4051-06635	Hose, HP			1	1				MLH6700	
4051-06665	Hose, HP			1	1				MLH7000	
2	4051-06227	Hose, HP	2	2						MLH3300
	4051-06237	Hose, HP	2	2						MLH3500
	4051-06247	Hose, HP	2	2						MLH3700

Note :

Fig.2180 MAST PIPING[Mm]

Finger tip, w.o/Laser pointer



462-2082-02  
(462-2082)

Fig.2180 MAST PIPING[Mm]

Finger tip, w.o/Laser pointer

(A)=FB20P (D)=FB30P

(B)=FB25P (E)=

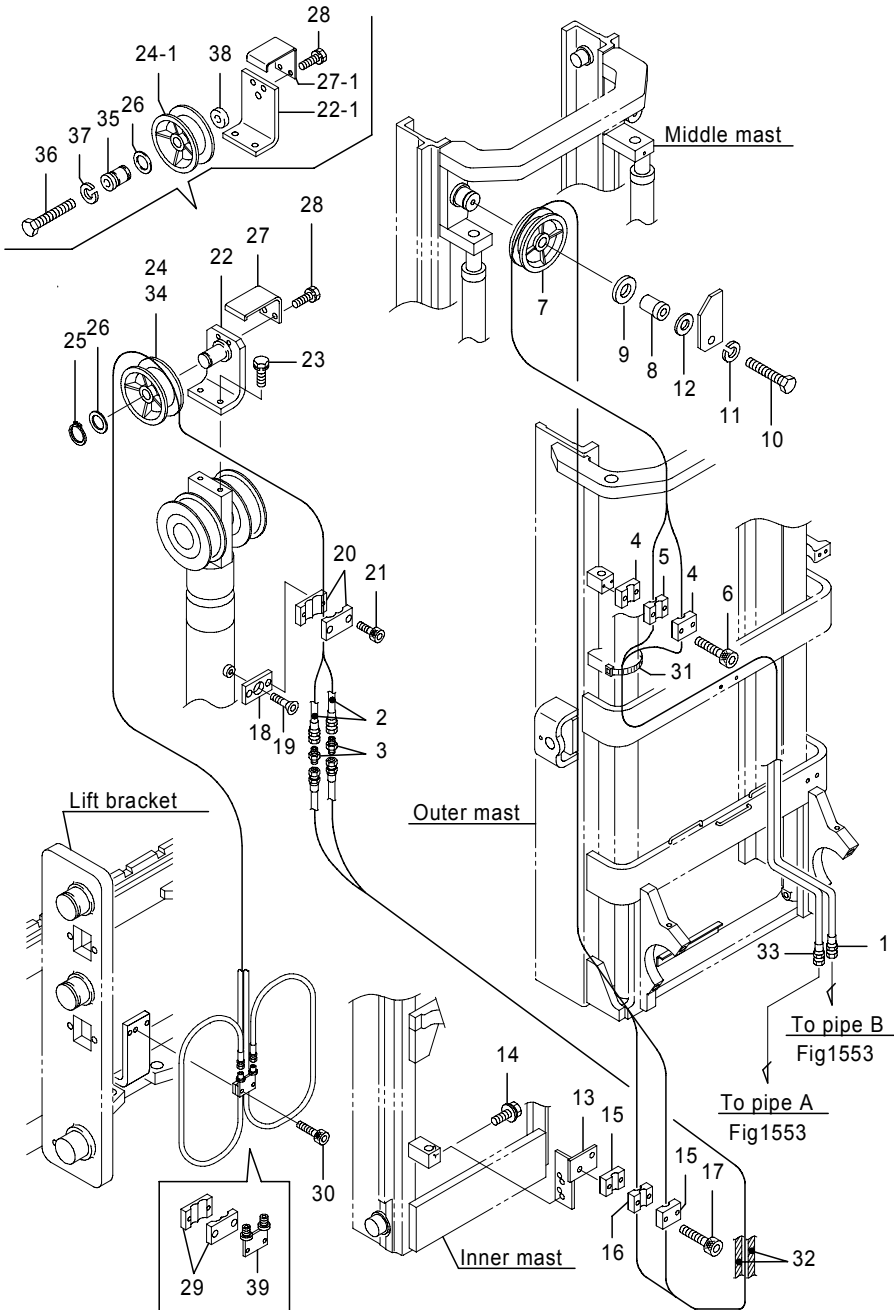
(C)=FB28P (F)=

No.	Parts No.	Parts Name	(A)	(B)	(C)	(D)	(E)	(F)	i/a	Remarks
2	4051-06253	Hose, HP	2	2						MLH4000
	4051-06263	Hose, HP	2	2						MLH4300
	4051-06273	Hose, HP	2	2						MLH4500
	4051-06277	Hose, HP	2	2						MLH4700
	4051-06287	Hose, HP	2	2						MLH5000
	4051-06297	Hose, HP	2	2						MLH5300
	4051-06307	Hose, HP	2	2						MLH5500
	4051-06313	Hose, HP	2	2						MLH5700
	4051-06333	Hose, HP	2	2						MLH6000
	4051-06337	Hose, HP	2	2						MLH6300
	4051-06347	Hose, HP	2	2						MLH6500
	4051-06357	Hose, HP	2	2						MLH6700
	4051-06373	Hose, HP	2	2						MLH7000
	4051-06237	Hose, HP			2	2				MLH3300
	4051-06247	Hose, HP			2	2				MLH3500
	4051-06257	Hose, HP			2	2				MLH3700
	4051-06260	Hose, HP			2	2				MLH4000
	4051-06270	Hose, HP			2	2				MLH4300
	4051-06280	Hose, HP			2	2				MLH4500
	4051-06287	Hose, HP			2	2				MLH4700
	4051-06297	Hose, HP			2	2				MLH5000
	4051-06307	Hose, HP			2	2				MLH5300
	4051-06317	Hose, HP			2	2				MLH5500
	4051-06320	Hose, HP			2	2				MLH5700
	4051-06340	Hose, HP			2	2				MLH6000
	4051-06347	Hose, HP			2	2				MLH6300
	4051-06357	Hose, HP			2	2				MLH6500
	4051-06365	Hose, HP			2	2				MLH6700
	4051-06380	Hose, HP			2	2				MLH7000
3	0004-60006	Nipple	2	2	2	2				
4	14600-94940	Clamp, hose	2	2	2	2				
5	52000-58770	Clamp, hose	1	1	1	1				
6	0270-06040	Screw, cap	2	2	2	2				
7	14600-95130	Pulley, hose	1	1	1	1				
8	52000-58730	Shaft, pulley	1	1	1	1				

Note :

Fig.2180 MAST PIPING[Mm]

Finger tip, w.o/Laser pointer



462-2082-02  
(462-2082)

Fig.2180 MAST PIPING[Mm]

Finger tip, w.o/Laser pointer

(A)=FB20P (D)=FB30P

(B)=FB25P (E)=

(C)=FB28P (F)=

No.	Parts No.	Parts Name	(A)	(B)	(C)	(D)	(E)	(F)	i/a	Remarks
8-1	52000-58731	Shaft, pulley (A=241AC4534-)(B=241AC4534-)(C=241AC4534-)(D=251AC0558-)	1	1	1	1			↑	
8-2	52000-58732	Shaft, pulley (A=241AC4902-)(B=241AC4902-)(C=241AC4902-)(D=251AC0635-)	1	1	1	1			×	
9	4623-63320	Washer, hose pulley	1	1	1	1				
10	0025-12060	Bolt	1	1	1	1				
11	0000-71012	Washer, lock	1	1	1	1				
12	0000-72012	Washer, plain	1	1	1	1				
13	52001-28550	Bracket, clamp	1	1	1	1				
14	0016-06014	Bolt, w/washers	2	2	2	2				
15	14600-94940	Clamp, hose	2	2	2	2				
16	52000-58770	Clamp, hose	1	1	1	1				
17	0270-06040	Screw, cap	2	2	2	2				
18	14500-57780	Base	1	1	1	1				
19	0272-08010	Screw, hex.soc.	1	1	1	1				
20	14600-90740	Clamp, hose	2	2	2	2				
21	0270-06025	Screw, cap	2	2	2	2				
22	14604-83561	Support comp., pulley	1	1	1	1				
22-1	52004-69200	Support, pulley (A=241AC4902-)(B=241AC4902-)(C=241AC4902-)(D=251AC0635-)	1	1	1	1			×	
23	0019-08025	Bolt, w/washer	2	2	2	2				
24	14505-21460	Pulley, hose	1	1	1	1				
24-1	14505-21461	Pulley, hose (A=241AC3397-)(B=241AC3397-)(C=241AC3397-)(D=251AC0356-)	1	1	1	1			↑	
24-2	14600-95130	Pulley, hose (A=241AC4902-)(B=241AC4902-)(C=241AC4902-)(D=251AC0635-)	1	1	1	1			×	
25	0000-84025	Ring, snap (A=-241AC4901)(B=-241AC4901)(C=-241AC4901)(D=-251AC0634)	1	1	1	1				
26	4623-63320	Washer, hose pulley	1	1	1	1				
27	14605-08430	Guard, hose	1	1	1	1				
27-1	52004-74520	Guard, hose (A=241AC4902-)(B=241AC4902-)(C=241AC4902-)(D=251AC0635-)	1	1	1	1			×	
28	0018-06016	Bolt, w/washers	2	2	2	2				
29	14600-90740	Clamp, hose	2	2	2	2				

Note :

Fig.2180 MAST PIPING[Mm]

Finger tip, w.o/Laser pointer

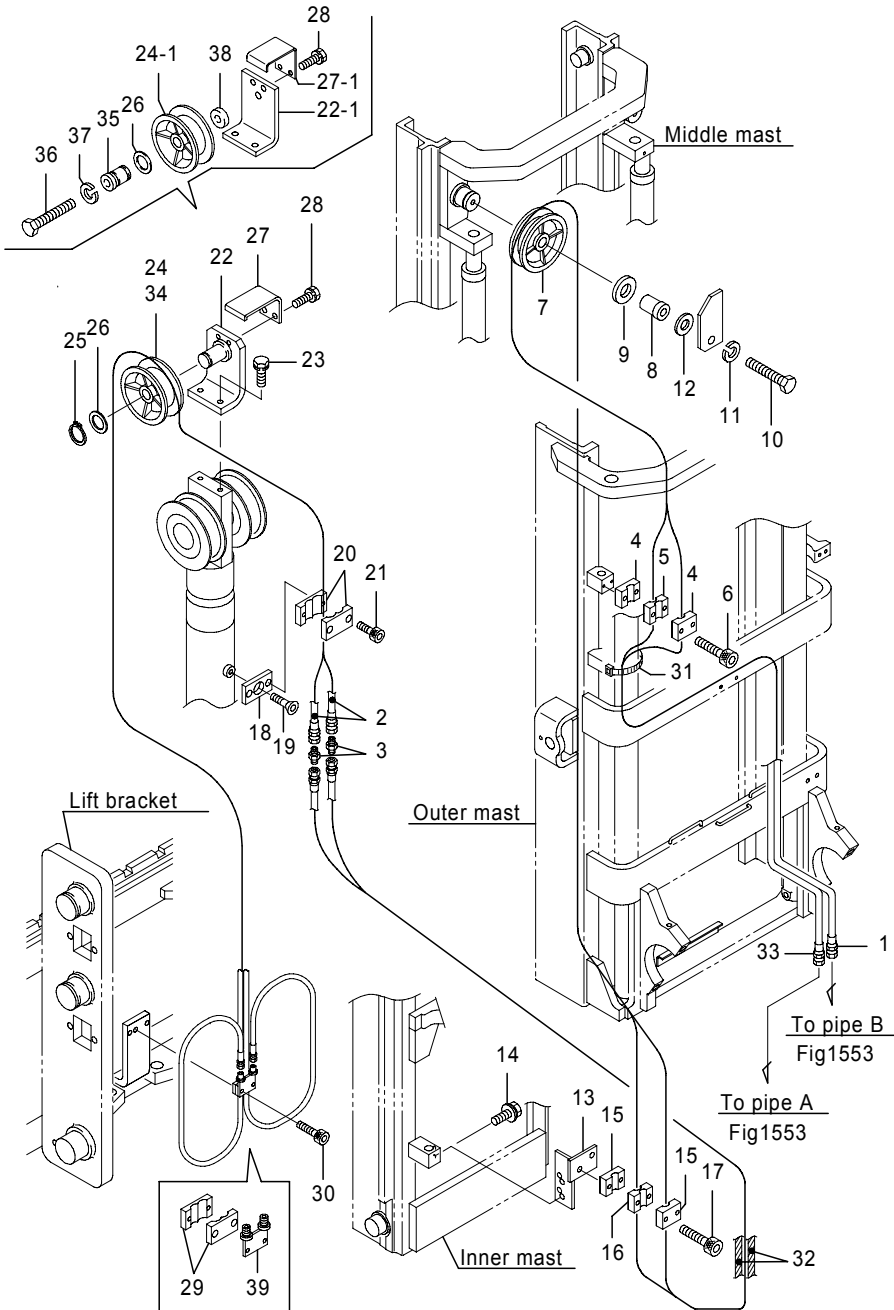


Fig.2180 MAST PIPING[Mm]

Finger tip, w.o/Laser pointer

(A)=FB20P (D)=FB30P

(B)=FB25P (E)=

(C)=FB28P (F)=

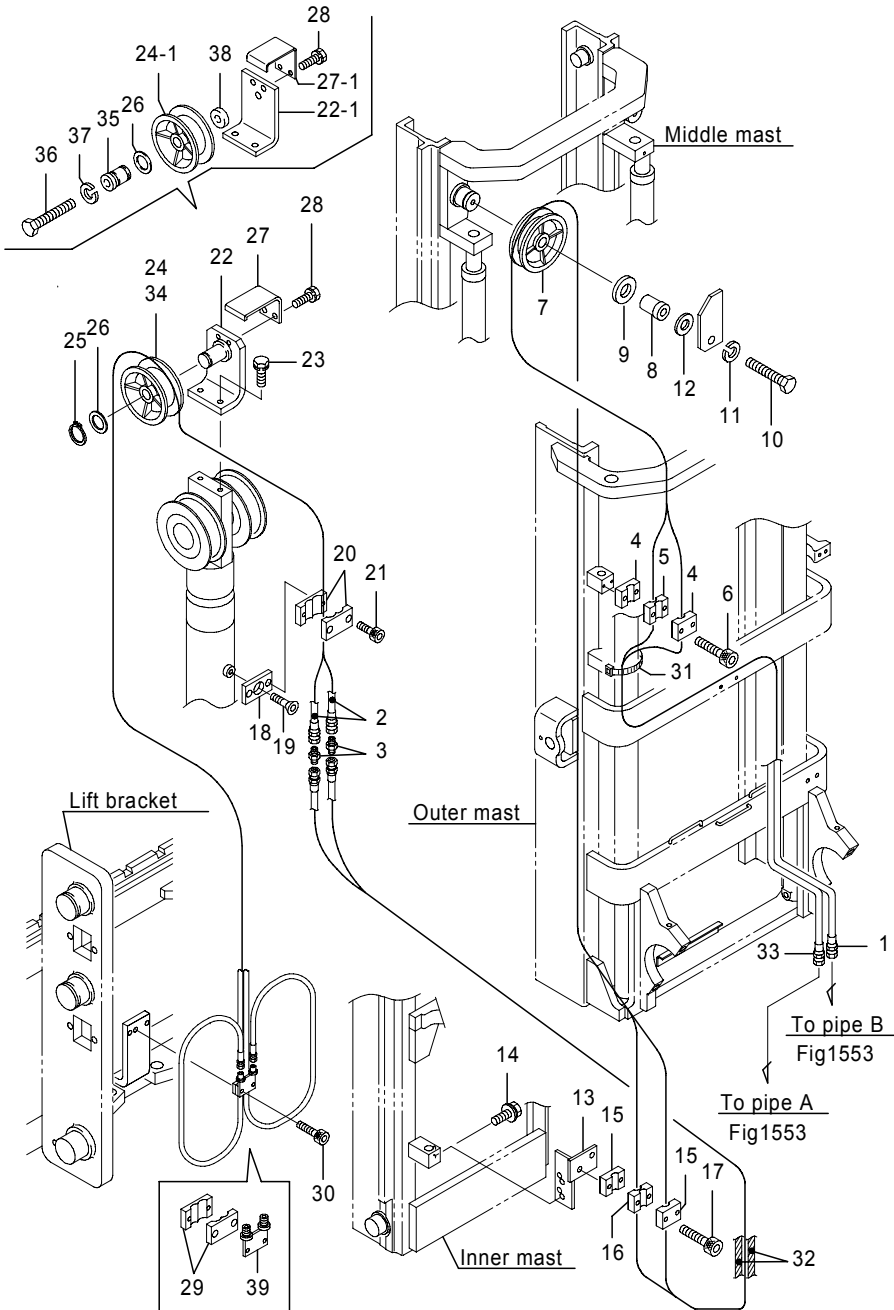
No.	Parts No.	Parts Name	(A)	(B)	(C)	(D)	(E)	(F)	i/a	Remarks
31	37990-03500	Band	5	5	5	5				MLH3300-4300
	37990-03500	Band	6	6	6	6				MLH4301-5700
	37990-03500	Band	7	7	7	7				MLH5701-7000
32	0825-15030	Tube, spiral	2	2	2	2				
32-1	00826-15030	Tube, spiral	2	2	2	2			x	
(A=241AC4902-)(B=241AC4902-)(C=241AC4902-)(D=251AC0635-)										
33	4051-06353	Hose, HP	1	1						MLH3300
	4051-06367	Hose, HP	1	1						MLH3500
	4051-06387	Hose, HP	1	1						MLH3700
	4051-06393	Hose, HP	1	1						MLH4000
	4051-06413	Hose, HP	1	1						MLH4300
	4051-06433	Hose, HP	1	1						MLH4500
	4051-06443	Hose, HP	1	1						MLH4700
	4051-06463	Hose, HP	1	1						MLH5000
	4051-06483	Hose, HP	1	1						MLH5300
	4051-06503	Hose, HP	1	1						MLH5500
	4051-06513	Hose, HP	1	1						MLH5700
	4051-06553	Hose, HP	1	1						MLH6000
	4051-06563	Hose, HP	1	1						MLH6300
	4051-06583	Hose, HP	1	1						MLH6500
	4051-06603	Hose, HP	1	1						MLH6700
	4051-06633	Hose, HP	1	1						MLH7000
	4051-06367	Hose, HP			1	1				MLH3300
	4051-06387	Hose, HP			1	1				MLH3500
	4051-06393	Hose, HP			1	1				MLH3700
	4051-06413	Hose, HP			1	1				MLH4000
	4051-06433	Hose, HP			1	1				MLH4300
	4051-06443	Hose, HP			1	1				MLH4500
	4051-06463	Hose, HP			1	1				MLH4700
	4051-06483	Hose, HP			1	1				MLH5000
	4051-06503	Hose, HP			1	1				MLH5300
	4051-06513	Hose, HP			1	1				MLH5500
	4051-06553	Hose, HP			1	1				MLH5700
	4051-06563	Hose, HP			1	1				MLH6000
	4051-06583	Hose, HP			1	1				MLH6300

Note :



Fig.2180 MAST PIPING[Mm]

Finger tip, w.o/Laser pointer



462-2082-02  
(462-2082)

Fig.2180 MAST PIPING[Mm]

Finger tip, w.o/Laser pointer

(A)=FB20P (D)=FB30P

(B)=FB25P (E)=

(C)=FB28P (F)=

No.	Parts No.	Parts Name	(A)	(B)	(C)	(D)	(E)	(F)	i/a	Remarks
33	4051-06603	Hose, HP				1	1			MLH6500
	4051-06633	Hose, HP				1	1			MLH6700
	4051-06663	Hose, HP				1	1			MLH7000
34	1902-55044	Bushing				1	1	1	1	
	(A=241AC3397-)(B=241AC3397-)(C=241AC3397-)(D=251AC0356-)									
35	52000-58732	Shaft, pulley				1	1	1	1	
	(A=241AC4902-)(B=241AC4902-)(C=241AC4902-)(D=251AC0635-)									
36	0025-12065	Bolt				1	1	1	1	
	(A=241AC4902-)(B=241AC4902-)(C=241AC4902-)(D=251AC0635-)									
37	0000-71012	Washer, lock				1	1	1	1	
	(A=241AC4902-)(B=241AC4902-)(C=241AC4902-)(D=251AC0635-)									
38	52004-69210	Spacer, pulley				1	1	1	1	
	(A=241AC4902-)(B=241AC4902-)(C=241AC4902-)(D=251AC0635-)									
39	14503-84190	Bracket, plug				1	1	1	1	

Note :

Fig.2252A LIFT CYLINDER(1st)[Fm]  
[Std]

1

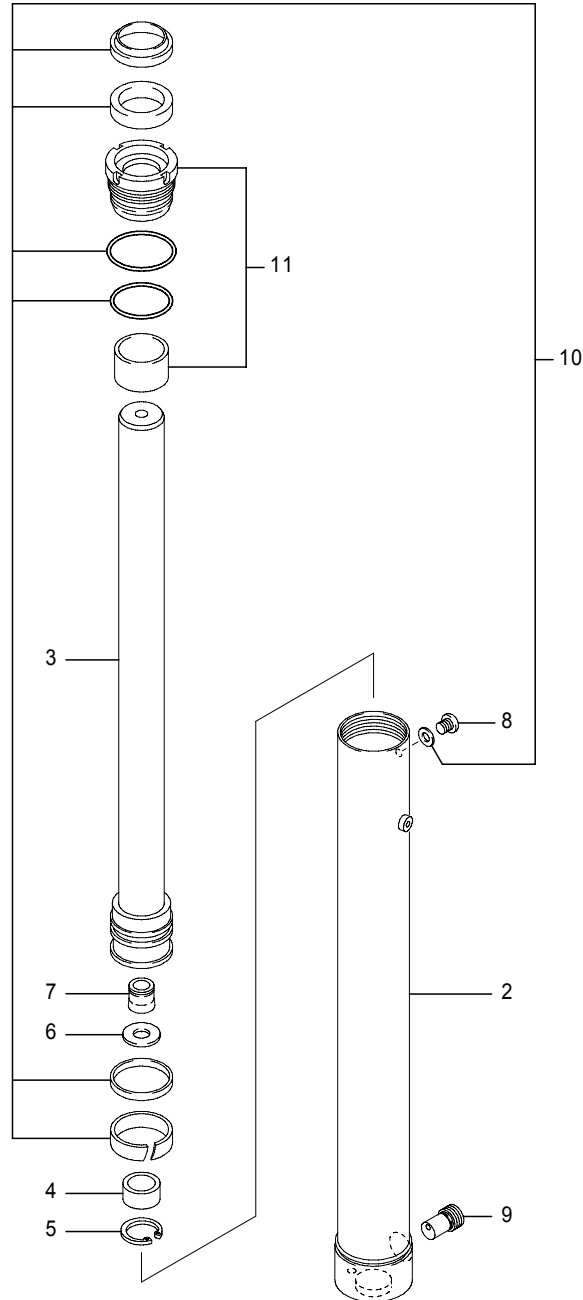


Fig.2252A LIFT CYLINDER(1st)[Fm]  
[Std]

(A)=FB20P (D)=FB30P  
(B)=FB25P (E)=  
(C)=FB28P (F)=

No.	Parts No.	Parts Name	(A)	(B)	(C)	(D)	(E)	(F)	i/a	Remarks
1	31850-23320	Cylinder ass'y(1st)	1	1	1	1				MLH2000
	31850-23330	Cylinder ass'y(1st)	1	1	1	1				MLH2300
	31850-23340	Cylinder ass'y(1st)	1	1	1	1				MLH2500
	31850-23350	Cylinder ass'y(1st)	1	1	1	1				MLH2700
	31850-23370	Cylinder ass'y(1st)	1	1	1	1				MLH3000
	31850-23390	Cylinder ass'y(1st)	1	1	1	1				MLH3300
	31850-23400	Cylinder ass'y(1st)	1	1	1	1				MLH3500
	31850-23410	Cylinder ass'y(1st)	1	1	1	1				MLH3700
	31850-23430	Cylinder ass'y(1st)	1	1	1	1				MLH4000
	31850-23450	Cylinder ass'y(1st)	1	1	1	1				MLH4300
2	31850-23460	Cylinder ass'y(1st)	1	1	1	1				MLH4500
	31850-23470	Cylinder ass'y(1st)	1	1	1	1				MLH4700
	31850-23480	Cylinder ass'y(1st)	1	1	1	1				MLH5000
	31851-31380	Tube ass'y, cylinder	1	1	1	1				MLH2000
	31851-31390	Tube ass'y, cylinder	1	1	1	1				MLH2300
	31851-31400	Tube ass'y, cylinder	1	1	1	1				MLH2500
	31851-31410	Tube ass'y, cylinder	1	1	1	1				MLH2700
	31851-31430	Tube ass'y, cylinder	1	1	1	1				MLH3000
	31851-31450	Tube ass'y, cylinder	1	1	1	1				MLH3300
	31851-31460	Tube ass'y, cylinder	1	1	1	1				MLH3500
	31851-31470	Tube ass'y, cylinder	1	1	1	1				MLH3700
	31851-31490	Tube ass'y, cylinder	1	1	1	1				MLH4000
	31851-31510	Tube ass'y, cylinder	1	1	1	1				MLH4300
	31851-31520	Tube ass'y, cylinder	1	1	1	1				MLH4500
31851-31530	Tube ass'y, cylinder	1	1	1	1				MLH4700	
3	31851-31540	Tube ass'y, cylinder	1	1	1	1				MLH5000
	31851-31620	Rod ass'y, piston	1	1	1	1				MLH2000
	31851-31630	Rod ass'y, piston	1	1	1	1				MLH2300
	31851-31640	Rod ass'y, piston	1	1	1	1				MLH2500
	31851-31650	Rod ass'y, piston	1	1	1	1				MLH2700
	31851-31670	Rod ass'y, piston	1	1	1	1				MLH3000
	31851-31690	Rod ass'y, piston	1	1	1	1				MLH3300
	31851-31700	Rod ass'y, piston	1	1	1	1				MLH3500
31851-31710	Rod ass'y, piston	1	1	1	1				MLH3700	
31851-31730	Rod ass'y, piston	1	1	1	1				MLH4000	

Note :

Fig.2252A LIFT CYLINDER(1st)[Fm]  
[Std]

1  
▲

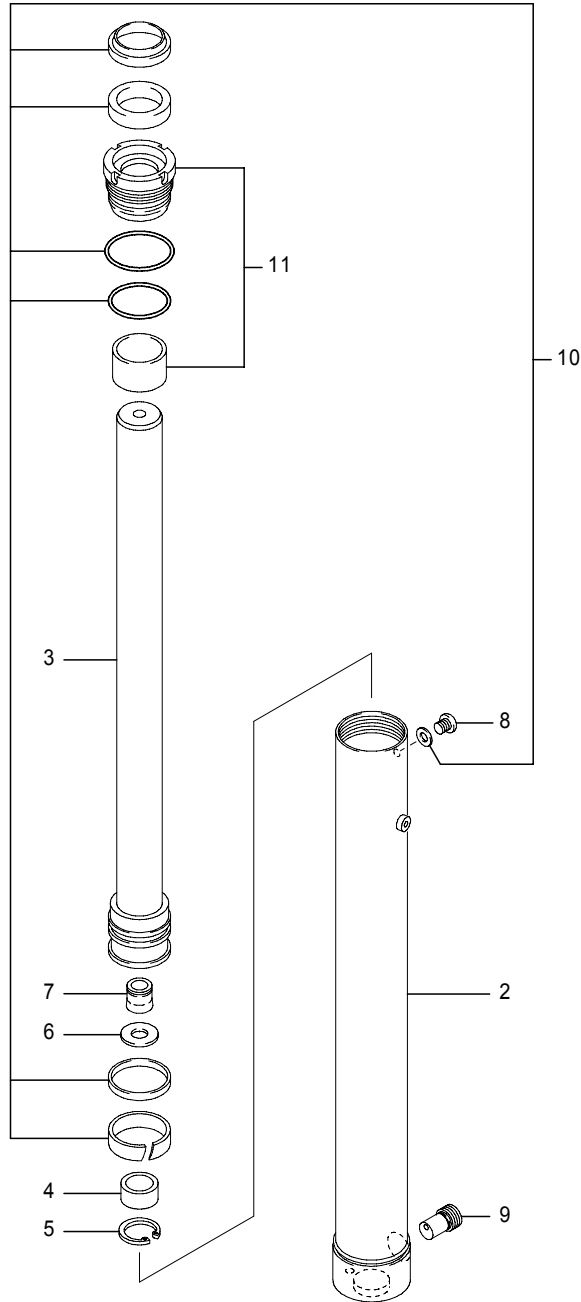


Fig.2252A LIFT CYLINDER(1st)[Fm]  
[Std]

(A)=FB20P (D)=FB30P  
(B)=FB25P (E)=  
(C)=FB28P (F)=

No.	Parts No.	Parts Name	(A)	(B)	(C)	(D)	(E)	(F)	i/a	Remarks
3	31851-31750	Rod ass'y, piston	1	1	1	1				MLH4300
	31851-31760	Rod ass'y, piston	1	1	1	1				MLH4500
	31851-31770	Rod ass'y, piston	1	1	1	1				MLH4700
	31851-31780	Rod ass'y, piston	1	1	1	1				MLH5000
4	31851-34310	Cushion, bearing	1	1	1	1				
5	31851-34300	Ring, snap	1	1	1	1				
6	31851-34290	Plate	1	1	1	1				
7	31851-34220	Valve, check	1	1	1	1				
8	31851-32210	Plug	1	1	1	1				
9	31851-32540	Valve, down safety	1	1	1	1				
10	31851-32550	KIT, repair	1	1	1	1				
11	31851-32560	KIT, head	1	1	1	1				

Note :

Fig.2252B LIFT CYLINDER(1st)[Fm]  
[CS/FCS/RP/DRP]

1

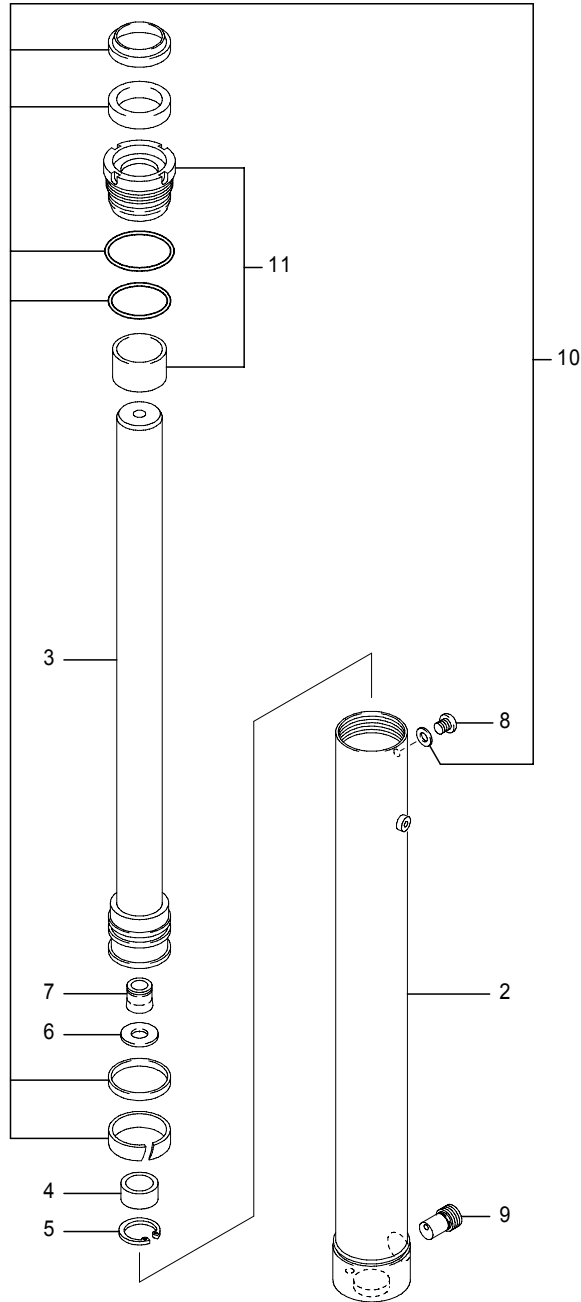


Fig.2252B LIFT CYLINDER(1st)[Fm]  
[CS/FCS/RP/DRP]

(A)=FB20P (D)=FB30P  
(B)=FB25P (E)=  
(C)=FB28P (F)=

No.	Parts No.	Parts Name	(A)	(B)	(C)	(D)	(E)	(F)	i/a	Remarks
1	31850-36530	Cylinder ass'y(1st)	1	1	1	1				MLH2000
	31850-36540	Cylinder ass'y(1st)	1	1	1	1				MLH2300
	31850-36370	Cylinder ass'y(1st)	1	1	1	1				MLH2500
	31850-36380	Cylinder ass'y(1st)	1	1	1	1				MLH2700
	31850-36400	Cylinder ass'y(1st)	1	1	1	1				MLH3000
	31850-36420	Cylinder ass'y(1st)	1	1	1	1				MLH3300
	31850-36430	Cylinder ass'y(1st)	1	1	1	1				MLH3500
	31850-36440	Cylinder ass'y(1st)	1	1	1	1				MLH3700
	31850-36460	Cylinder ass'y(1st)	1	1	1	1				MLH4000
	31850-36480	Cylinder ass'y(1st)	1	1	1	1				MLH4300
2	31850-36490	Cylinder ass'y(1st)	1	1	1	1				MLH4500
	31850-36500	Cylinder ass'y(1st)	1	1	1	1				MLH4700
	31850-36510	Cylinder ass'y(1st)	1	1	1	1				MLH5000
	31851-31380	Tube ass'y, cylinder	1	1	1	1				MLH2000
	31851-31390	Tube ass'y, cylinder	1	1	1	1				MLH2300
	31851-31400	Tube ass'y, cylinder	1	1	1	1				MLH2500
	31851-31410	Tube ass'y, cylinder	1	1	1	1				MLH2700
	31851-31430	Tube ass'y, cylinder	1	1	1	1				MLH3000
	31851-31450	Tube ass'y, cylinder	1	1	1	1				MLH3300
	31851-31460	Tube ass'y, cylinder	1	1	1	1				MLH3500
	31851-31470	Tube ass'y, cylinder	1	1	1	1				MLH3700
	31851-31490	Tube ass'y, cylinder	1	1	1	1				MLH4000
	31851-31510	Tube ass'y, cylinder	1	1	1	1				MLH4300
	31851-31520	Tube ass'y, cylinder	1	1	1	1				MLH4500
31851-31530	Tube ass'y, cylinder	1	1	1	1				MLH4700	
3	31851-31540	Tube ass'y, cylinder	1	1	1	1				MLH5000
	31851-31620	Rod ass'y, piston	1	1	1	1				MLH2000
	31851-31630	Rod ass'y, piston	1	1	1	1				MLH2300
	31851-31640	Rod ass'y, piston	1	1	1	1				MLH2500
	31851-31650	Rod ass'y, piston	1	1	1	1				MLH2700
	31851-31670	Rod ass'y, piston	1	1	1	1				MLH3000
	31851-31690	Rod ass'y, piston	1	1	1	1				MLH3300
	31851-31700	Rod ass'y, piston	1	1	1	1				MLH3500
31851-31710	Rod ass'y, piston	1	1	1	1				MLH3700	
31851-31730	Rod ass'y, piston	1	1	1	1				MLH4000	

Note :

Fig.2252B LIFT CYLINDER(1st)[Fm]  
[CS/FCS/RP/DRP]

1  
▲

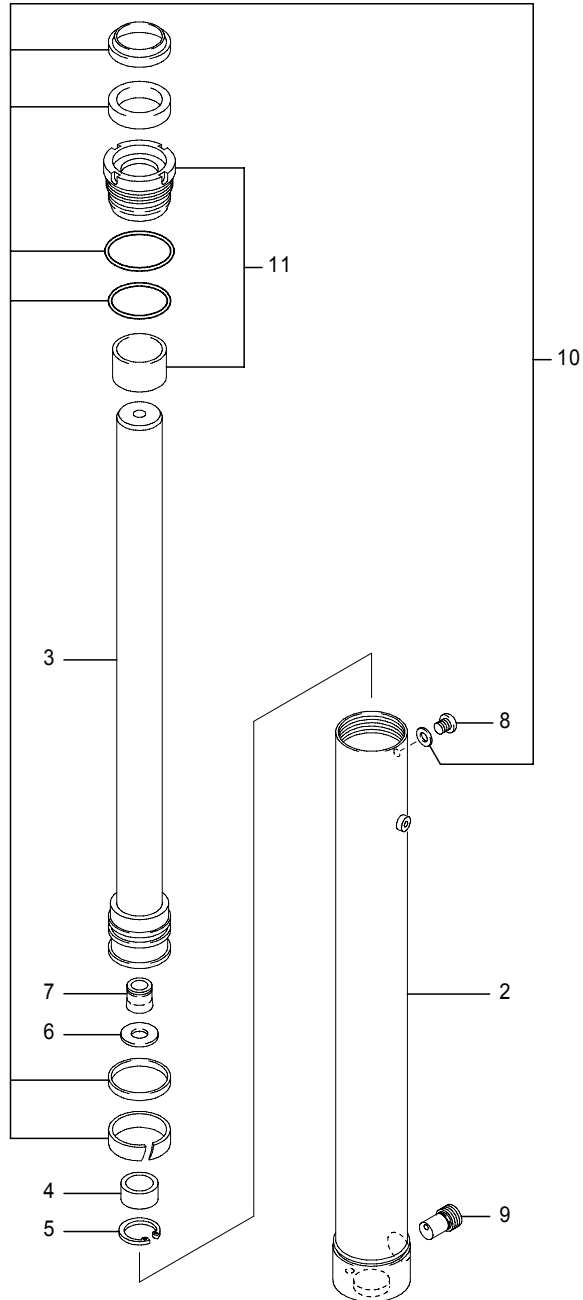


Fig.2252B LIFT CYLINDER(1st)[Fm]  
[CS/FCS/RP/DRP]

(A)=FB20P (D)=FB30P  
(B)=FB25P (E)=  
(C)=FB28P (F)=

No.	Parts No.	Parts Name	(A)	(B)	(C)	(D)	(E)	(F)	i/a	Remarks
3	31851-31750	Rod ass'y, piston	1	1	1	1				MLH4300
	31851-31760	Rod ass'y, piston	1	1	1	1				MLH4500
	31851-31770	Rod ass'y, piston	1	1	1	1				MLH4700
	31851-31780	Rod ass'y, piston	1	1	1	1				MLH5000
4	31851-34310	Cushion, bearing	1	1	1	1				
5	31851-34300	Ring, snap	1	1	1	1				
6	31851-34290	Plate	1	1	1	1				
7	31851-32200	Valve, check	1	1	1	1				
8	31851-32210	Plug	1	1	1	1				
9	31851-32540	Valve, down safety	1	1	1	1				
10	31851-36440	KIT, repair	1	1	1	1				
11	31851-36400	KIT, head	1	1	1	1				

Note :

Fig.2253 LIFT CYLINDER(2nd)[Fm]

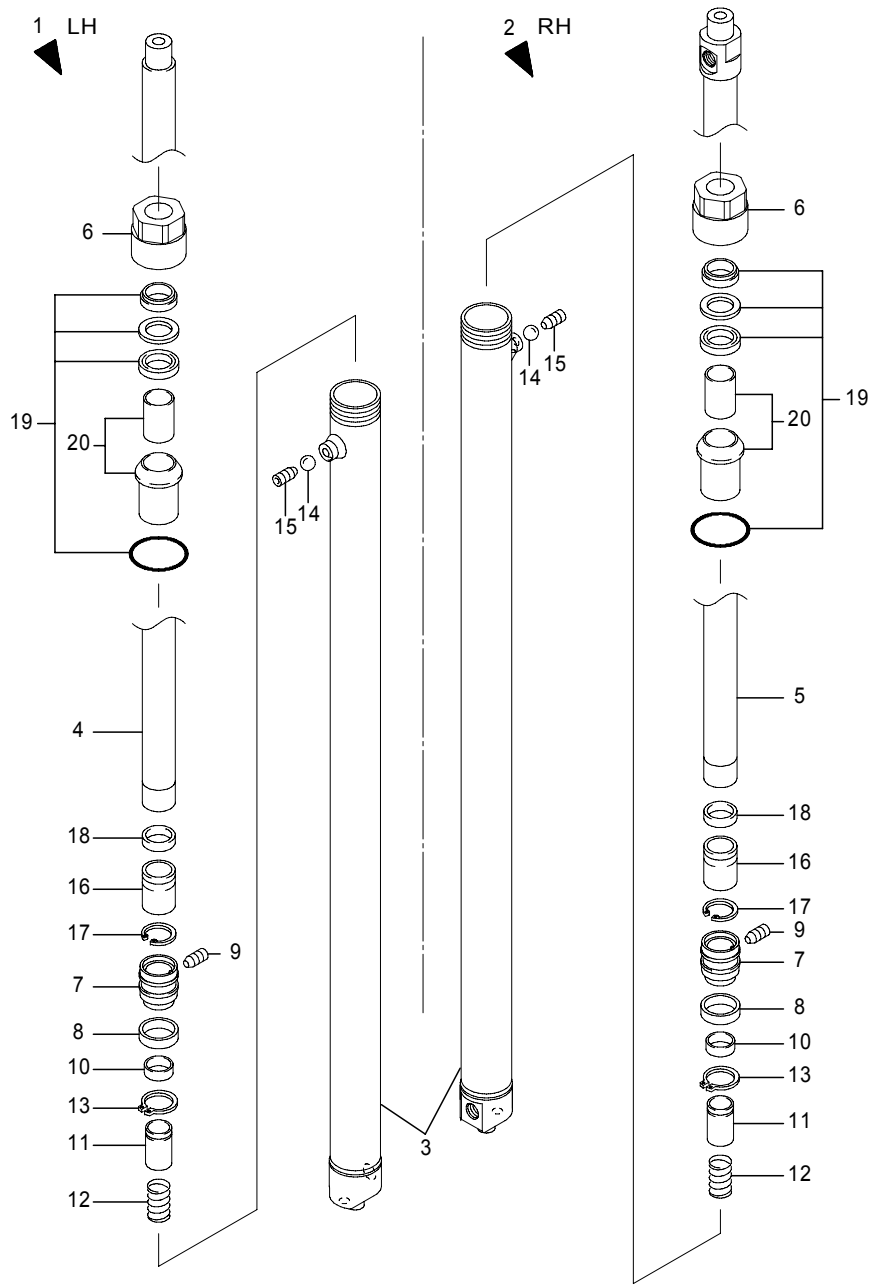


Fig.2253 LIFT CYLINDER(2nd)[Fm]

(A)=FB20P (D)=FB30P  
 (B)=FB25P (E)=  
 (C)=FB28P (F)=

No.	Parts No.	Parts Name	(A)	(B)	(C)	(D)	(E)	(F)	i/a	Remarks
1	31850-23890	Cylinder(L) ass'y, lift	1	1	1	1				MLH2000
	31850-23900	Cylinder(L) ass'y, lift	1	1	1	1				MLH2300
	31850-23910	Cylinder(L) ass'y, lift	1	1	1	1				MLH2500
	31850-23920	Cylinder(L) ass'y, lift	1	1	1	1				MLH2700
	31850-23930	Cylinder(L) ass'y, lift	1	1	1	1				MLH3000
	31850-23940	Cylinder(L) ass'y, lift	1	1	1	1				MLH3300
	31850-23950	Cylinder(L) ass'y, lift	1	1	1	1				MLH3500
	31850-23960	Cylinder(L) ass'y, lift	1	1	1	1				MLH3700
	31850-23970	Cylinder(L) ass'y, lift	1	1	1	1				MLH4000
	31850-23980	Cylinder(L) ass'y, lift	1	1	1	1				MLH4300
	31850-23990	Cylinder(L) ass'y, lift	1	1	1	1				MLH4500
	31850-24000	Cylinder(L) ass'y, lift	1	1	1	1				MLH4700
	31850-24010	Cylinder(L) ass'y, lift	1	1	1	1				MLH5000
	2	31850-24020	Cylinder(R) ass'y, lift	1	1	1	1			
31850-24030		Cylinder(R) ass'y, lift	1	1	1	1				MLH2300
31850-24040		Cylinder(R) ass'y, lift	1	1	1	1				MLH2500
31850-24050		Cylinder(R) ass'y, lift	1	1	1	1				MLH2700
31850-24060		Cylinder(R) ass'y, lift	1	1	1	1				MLH3000
31850-24070		Cylinder(R) ass'y, lift	1	1	1	1				MLH3300
31850-24080		Cylinder(R) ass'y, lift	1	1	1	1				MLH3500
31850-24090		Cylinder(R) ass'y, lift	1	1	1	1				MLH3700
31850-24100		Cylinder(R) ass'y, lift	1	1	1	1				MLH4000
31850-24110		Cylinder(R) ass'y, lift	1	1	1	1				MLH4300
31850-24120		Cylinder(R) ass'y, lift	1	1	1	1				MLH4500
31850-24130		Cylinder(R) ass'y, lift	1	1	1	1				MLH4700
31850-24140		Cylinder(R) ass'y, lift	1	1	1	1				MLH5000
3		31851-23980	Tube ass'y, cylinder	2	2	2	2			
	31851-23990	Tube ass'y, cylinder	2	2	2	2				MLH2300
	31851-24000	Tube ass'y, cylinder	2	2	2	2				MLH2500
	31851-24010	Tube ass'y, cylinder	2	2	2	2				MLH2700
	31851-24020	Tube ass'y, cylinder	2	2	2	2				MLH3000
	31851-24030	Tube ass'y, cylinder	2	2	2	2				MLH3300
	31851-24040	Tube ass'y, cylinder	2	2	2	2				MLH3500
31851-24050	Tube ass'y, cylinder	2	2	2	2				MLH3700	
31851-24060	Tube ass'y, cylinder	2	2	2	2				MLH4000	

Note :

Fig.2253 LIFT CYLINDER(2nd)[Fm]

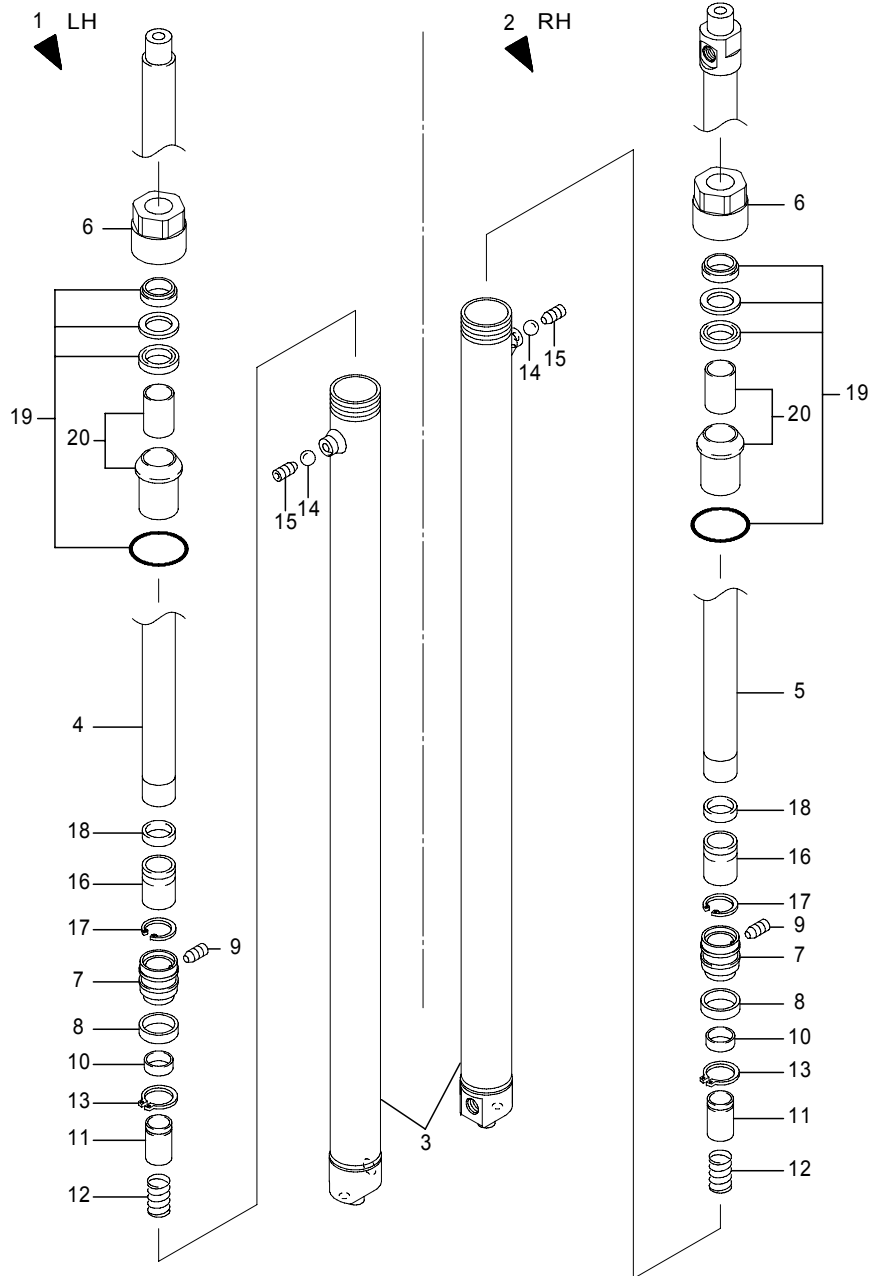


Fig.2253 LIFT CYLINDER(2nd)[Fm]

(A)=FB20P (D)=FB30P  
 (B)=FB25P (E)=  
 (C)=FB28P (F)=

No.	Parts No.	Parts Name	(A)	(B)	(C)	(D)	(E)	(F)	i/a	Remarks	
3	31851-24070	Tube ass'y, cylinder	2	2	2	2				MLH4300	
	31851-24080	Tube ass'y, cylinder	2	2	2	2				MLH4500	
	31851-24090	Tube ass'y, cylinder	2	2	2	2				MLH4700	
	31851-24100	Tube ass'y, cylinder	2	2	2	2				MLH5000	
4	31851-33090	Rod(L), piston	1	1	1	1				MLH2000	
	31851-33100	Rod(L), piston	1	1	1	1				MLH2300	
	31851-33110	Rod(L), piston	1	1	1	1				MLH2500	
	31851-33120	Rod(L), piston	1	1	1	1				MLH2700	
	31851-33130	Rod(L), piston	1	1	1	1				MLH3000	
	31851-33140	Rod(L), piston	1	1	1	1				MLH3300	
	31851-33150	Rod(L), piston	1	1	1	1				MLH3500	
	31851-33160	Rod(L), piston	1	1	1	1				MLH3700	
	31851-33170	Rod(L), piston	1	1	1	1				MLH4000	
	31851-33180	Rod(L), piston	1	1	1	1				MLH4300	
	31851-33190	Rod(L), piston	1	1	1	1				MLH4500	
	31851-33200	Rod(L), piston	1	1	1	1				MLH4700	
	31851-33210	Rod(L), piston	1	1	1	1				MLH5000	
	5	31851-33220	Rod(R), piston	1	1	1	1				MLH2000
		31851-33230	Rod(R), piston	1	1	1	1				MLH2300
		31851-33240	Rod(R), piston	1	1	1	1				MLH2500
31851-33250		Rod(R), piston	1	1	1	1				MLH2700	
31851-33260		Rod(R), piston	1	1	1	1				MLH3000	
31851-33270		Rod(R), piston	1	1	1	1				MLH3300	
31851-33280		Rod(R), piston	1	1	1	1				MLH3500	
31851-33290		Rod(R), piston	1	1	1	1				MLH3700	
31851-33300	Rod(R), piston	1	1	1	1				MLH4000		
31851-33310	Rod(R), piston	1	1	1	1				MLH4300		
31851-33320	Rod(R), piston	1	1	1	1				MLH4500		
31851-33330	Rod(R), piston	1	1	1	1				MLH4700		
31851-33340	Rod(R), piston	1	1	1	1				MLH5000		
6	31851-28730	Holder	2	2	2	2					
7	31851-28540	Piston	2	2	2	2					
8	31851-28990	Ring, slide	2	2	2	2					
9	31851-10450	Screw, set	2	2	2	2					
10	31851-28530	Valve, check	2	2	2	2					

Note :

Fig.2253 LIFT CYLINDER(2nd)[Fm]

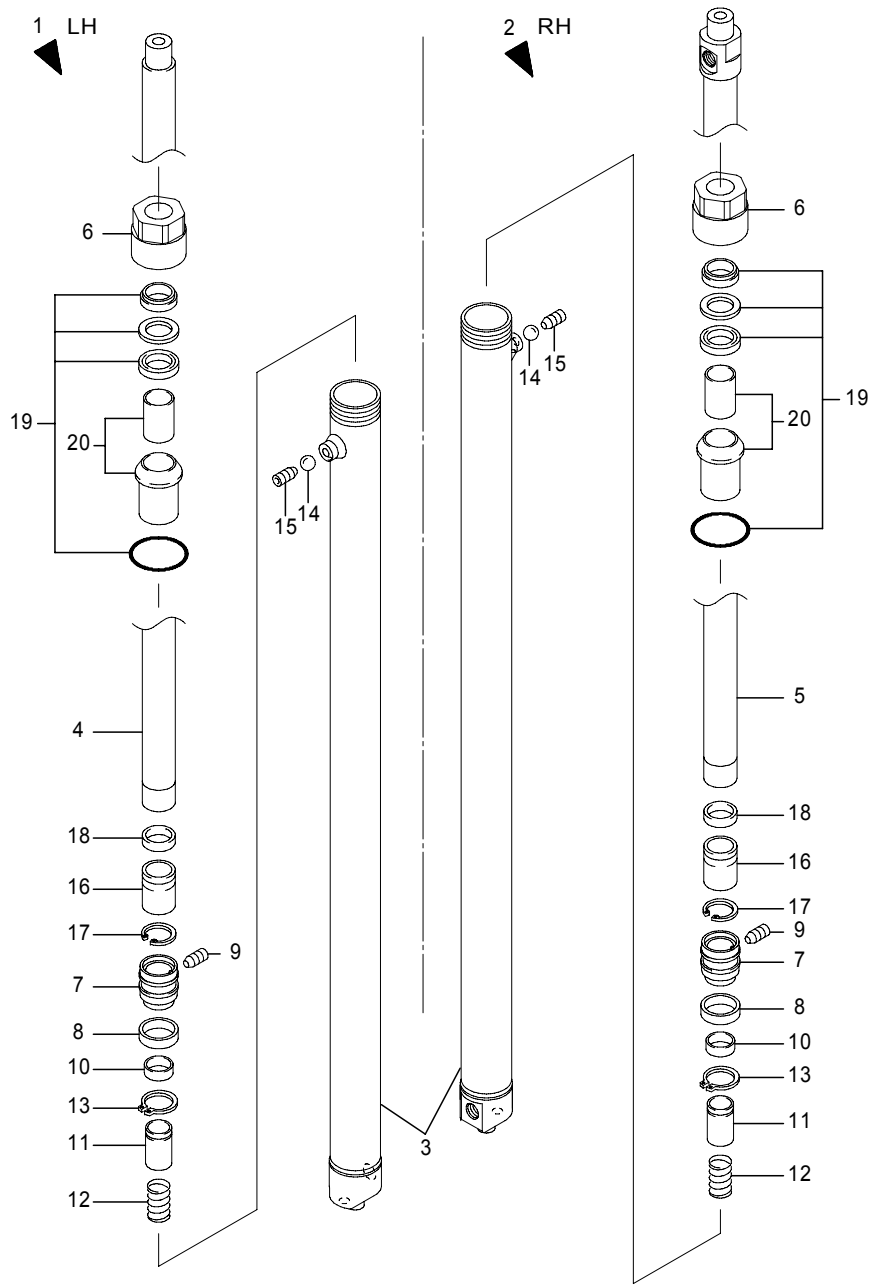


Fig.2253 LIFT CYLINDER(2nd)[Fm]

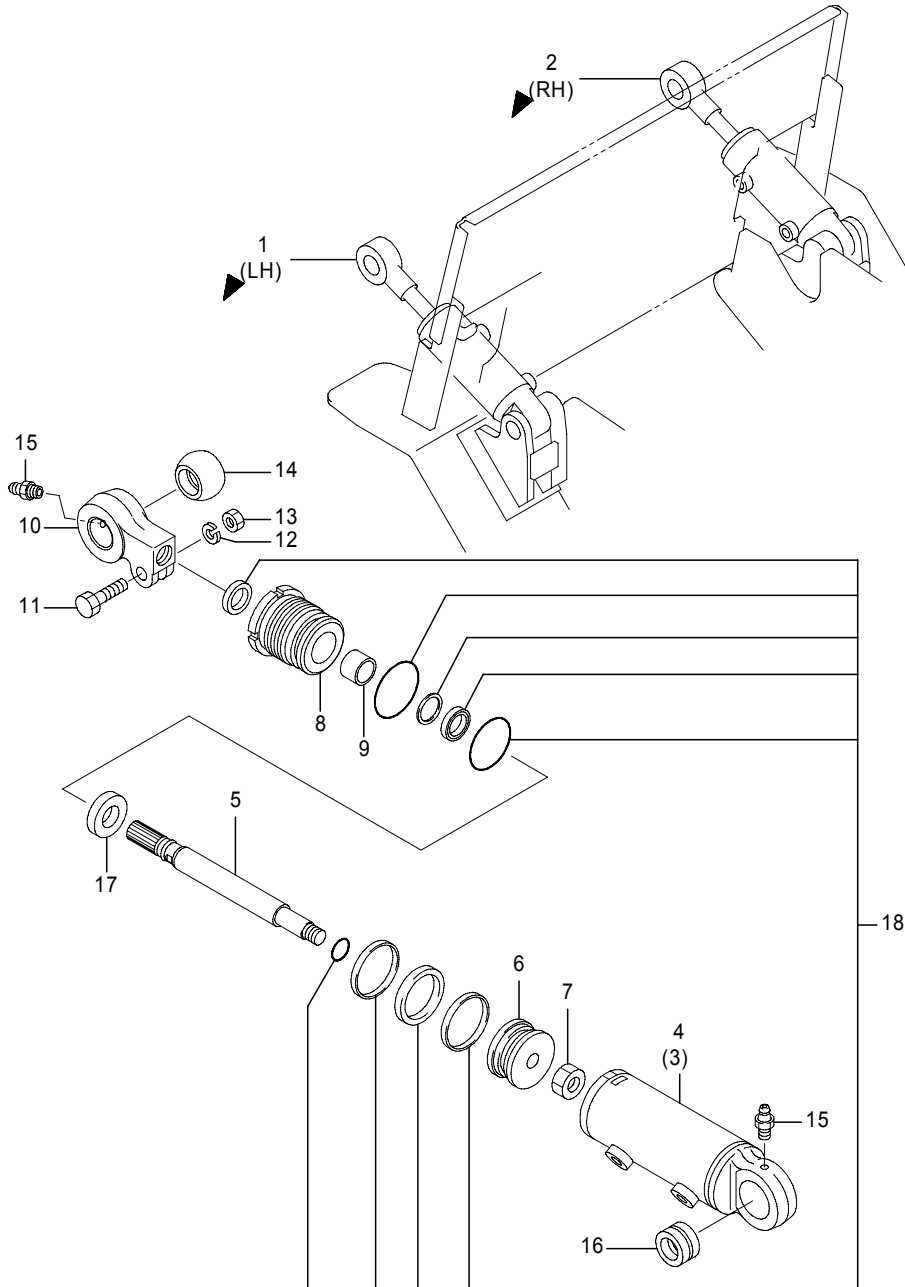
(A)=FB20P (D)=FB30P  
 (B)=FB25P (E)=  
 (C)=FB28P (F)=

No.	Parts No.	Parts Name	(A)	(B)	(C)	(D)	(E)	(F)	i/a	Remarks
11	31851-28510	Spool, cushion,	2	2	2	2				
12	31851-28520	Spring	2	2	2	2				
13	31851-28950	Ring, snap	2	2	2	2				
14	31851-10690	Ball, steel	2	2	2	2				
15	31851-10700	Screw, set	2	2	2	2				
16	31851-32590	Spacer	2	2	2	2				MLH4300-5000
17	31851-28940	Ring, snap	2	2	2	2				
18	31851-28490	Ring, wear	2	2	2	2				MLH4300-5000
19	31851-29170	KIT, repair	2	2	2	2				
20	31851-29140	KIT, guide	2	2	2	2				

Note :



Fig.2254A TILT CYLINDER[Fm]  
FB20P-28P[Std/CS]



461-1582-01A  
(461-1582)

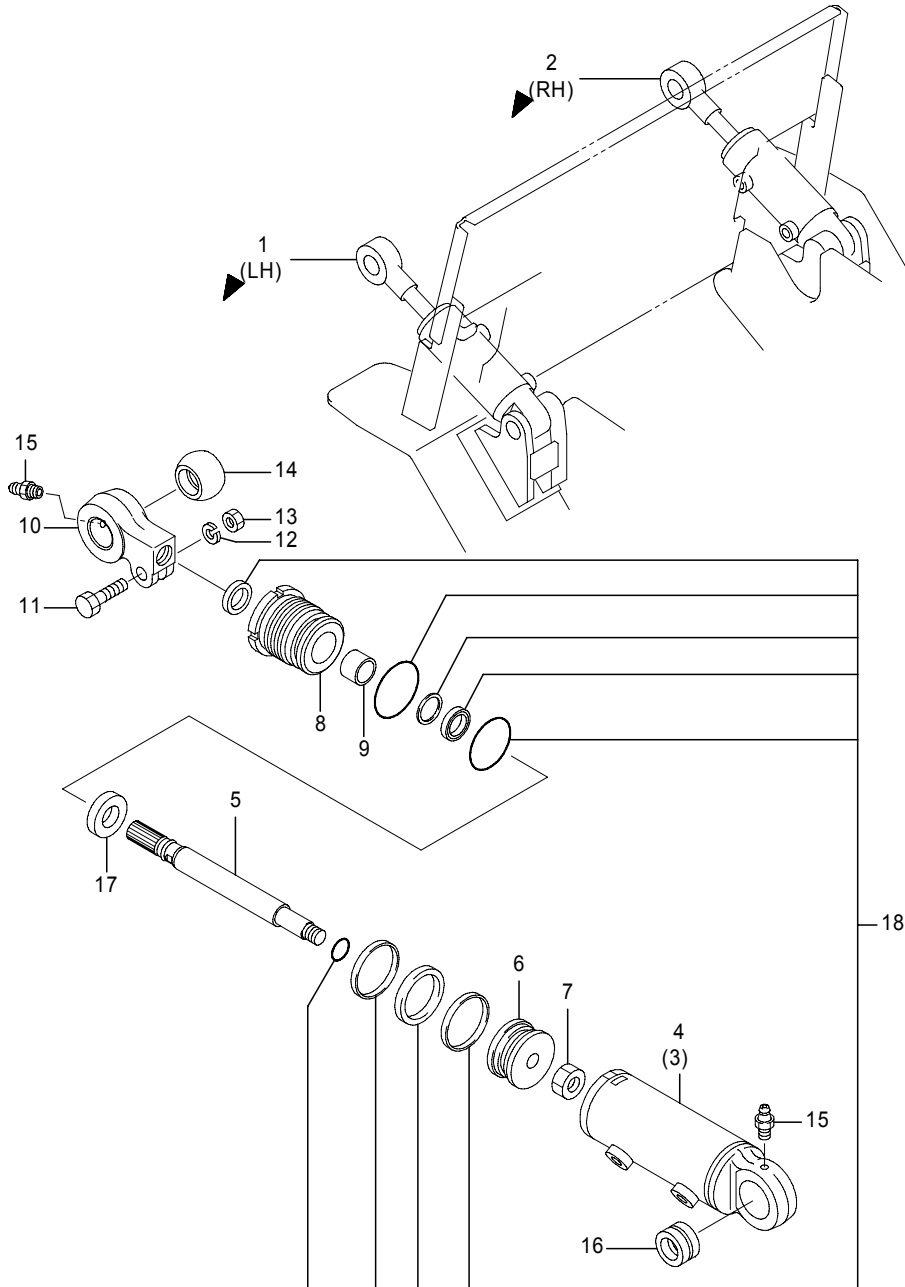
Fig.2254A TILT CYLINDER[Fm]  
FB20P-28P[Std/CS]

(A)=FB20P (D)=FB30P  
(B)=FB25P (E)=  
(C)=FB28P (F)=

No.	Parts No.	Parts Name	(A)	(B)	(C)	(D)	(E)	(F)	i/a	Remarks
1	70000-41470	Cylinder(L) ass'y, tilt	1	1	1					LO1,6°/12°
	70000-41500	Cylinder(L) ass'y, tilt	1	1	1					LO4,4°/6°
2	70000-41560	Cylinder(R) ass'y, tilt	1	1	1					RO1,6°/12°
	70000-41590	Cylinder(R) ass'y, tilt	1	1	1					RO4,4°/6°
3	31851-37170	Cylinder sub ass'y	2	2	2					LH
4	31851-37180	Cylinder sub ass'y	2	2	2					RH
5	31851-38260	Rod ass'y, piston	2	2	2					6°/12°
	31851-38400	Rod ass'y, piston	2	2	2					4°/6°
6	31851-37890	Piston	2	2	2					
7	31851-37680	Nut	2	2	2					
8	31851-37060	Head	2	2	2					
9	31851-37910	Bushing	2	2	2					
10	31851-37990	Head	2	2	2					
11	31851-38030	Bolt	2	2	2					
12	31851-38440	Washer	2	2	2					
13	31851-37660	Nut	2	2	2					
14	31851-37930	Bushing	2	2	2					
15	31851-37690	Nipple, grease	4	4	4					
16	31851-37950	Bushing	2	2	2					
17	31851-37530	Spacer	2	2	2					4°/6°
18	31850-63270	KIT, seal	2	2	2					

Note : Location:See Fig.2261

Fig.2254B TILT CYLINDER[Fm]  
FB20P-28P,[FCS]



461-1582-01A  
(461-1582)

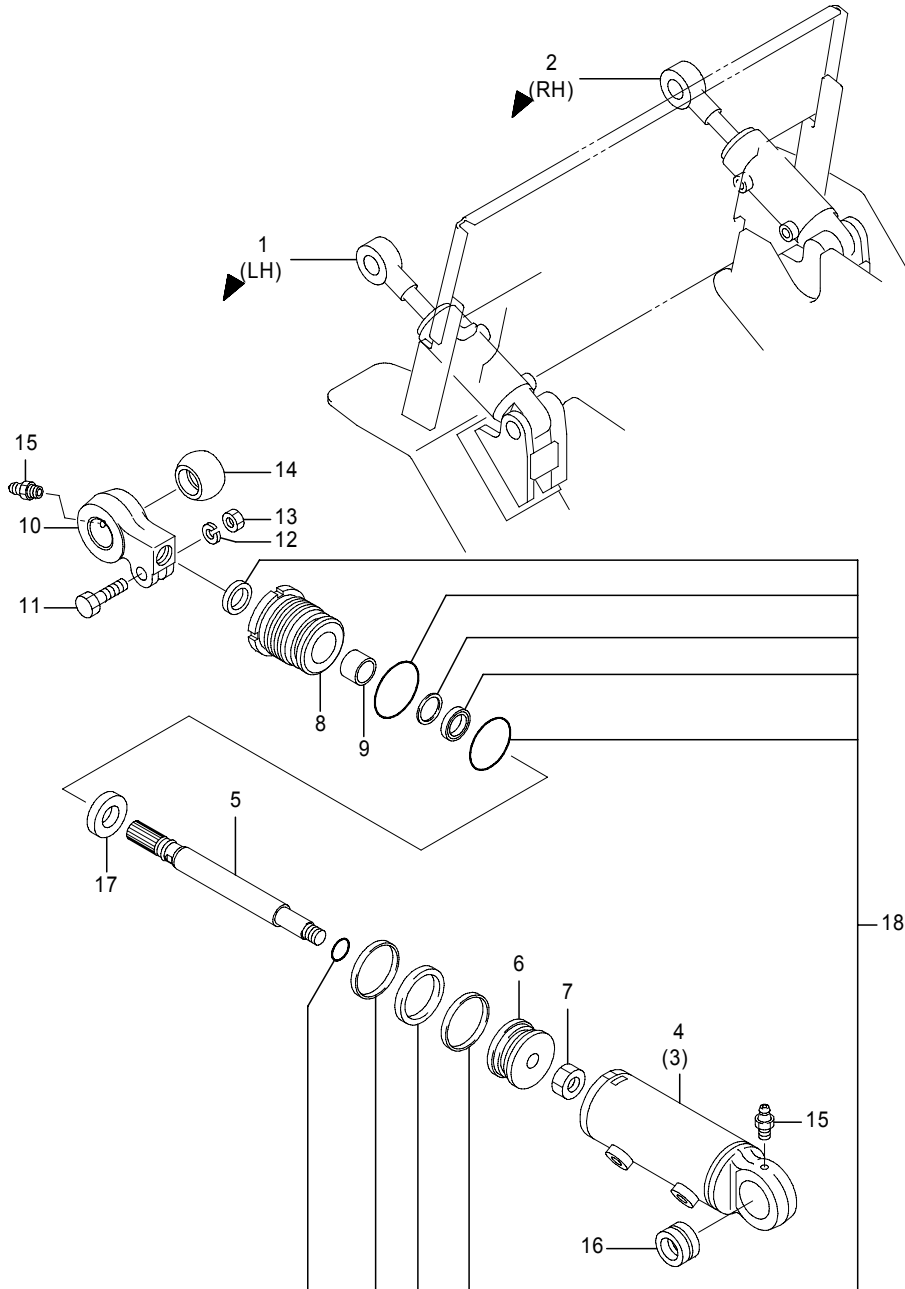
Fig.2254B TILT CYLINDER[Fm]  
FB20P-28P,[FCS]

(A)=FB20P (D)=FB30P  
(B)=FB25P (E)=  
(C)=FB28P (F)=

No.	Parts No.	Parts Name	(A)	(B)	(C)	(D)	(E)	(F)	i/a	Remarks
1	70000-41790	Cylinder(L) ass'y, tilt	1	1	1					LO1,6°/12°
	70000-41820	Cylinder(L) ass'y, tilt	1	1	1					LO4,4°/6°
2	70000-41840	Cylinder(R) ass'y, tilt	1	1	1					RO1,6°/12°
	70000-41870	Cylinder(R) ass'y, tilt	1	1	1					RO4,4°/6°
3	31851-37170	Cylinder sub ass'y	2	2	2					LH
4	31851-37180	Cylinder sub ass'y	2	2	2					RH
5	31851-38260	Rod ass'y, piston	2	2	2					6°/12°
	31851-38400	Rod ass'y, piston	2	2	2					4°/6°
6	31851-37890	Piston	2	2	2					
7	31851-37680	Nut	2	2	2					
8	31851-37060	Head	2	2	2					
9	31851-37910	Bushing	2	2	2					
10	31851-37990	Head	2	2	2					
11	31851-38030	Bolt	2	2	2					
12	31851-38440	Washer	2	2	2					
13	31851-37660	Nut	2	2	2					
14	31851-37930	Bushing	2	2	2					
15	31851-37690	Nipple, grease	4	4	4					
16	31851-37950	Bushing	2	2	2					
17	31851-37530	Spacer	2	2	2					4°/6°
18	31850-63290	KIT, seal	2	2	2					

Note : Location:See Fig.2261

Fig.2254C TILT CYLINDER[Fm]  
FB30P[Std/CS]



461-1582-01A  
(461-1582)

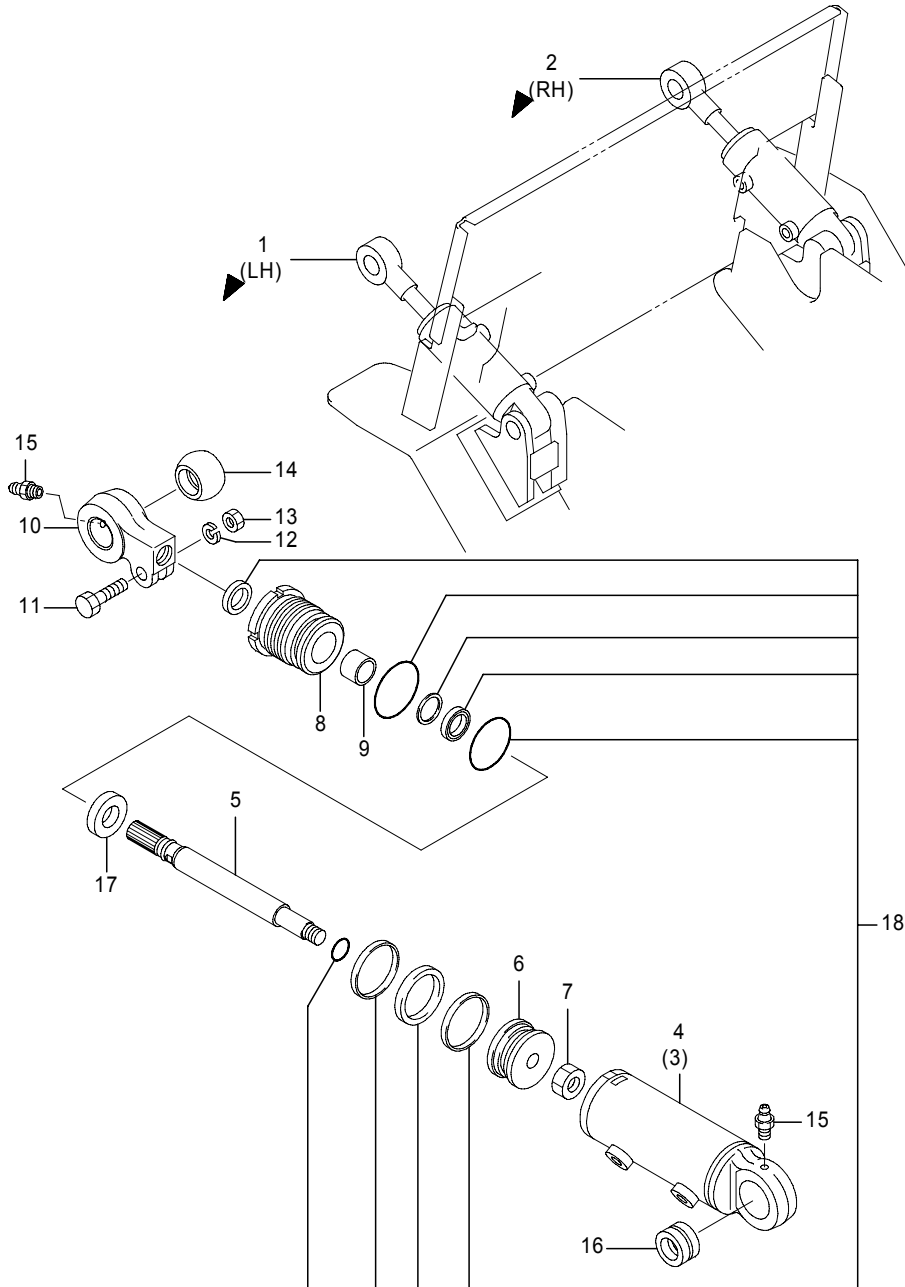
Fig.2254C TILT CYLINDER[Fm]  
FB30P[Std/CS]

(A)=FB20P (D)=FB30P  
(B)=FB25P (E)=  
(C)=FB28P (F)=

No.	Parts No.	Parts Name	(A)	(B)	(C)	(D)	(E)	(F)	i/a	Remarks
1	70000-41650	Cylinder(L) ass'y, tilt							1	LR1,6°/12°
	70000-41680	Cylinder(L) ass'y, tilt							1	LR4,4°/6°
2	70000-41720	Cylinder(R) ass'y, tilt							1	RR1,6°/12°
	70000-41750	Cylinder(R) ass'y, tilt							1	RR4,4°/6°
3	31851-37190	Cylinder sub ass'y							2	LH
4	31851-37200	Cylinder sub ass'y							2	RH
5	31851-38270	Rod ass'y, piston							2	6°/12°
	31851-38360	Rod ass'y, piston							2	4°/6°
	31851-38420	Rod ass'y, piston							2	3°/6°
6	31851-37890	Piston							2	
7	31851-37680	Nut							2	
8	31851-37060	Head							2	
9	31851-37910	Bushing							2	
10	31851-37990	Head							2	
11	31851-38030	Bolt							2	
12	31851-38440	Washer							2	
13	31851-37660	Nut							2	
14	31851-37930	Bushing							2	
15	31851-37690	Nipple, grease							4	
16	31851-37950	Bushing							2	
17	31851-37450	Spacer							2	4°/6°
18	31850-63270	KIT, seal							2	

Note : Location:See Fig.2261

Fig.2254D TILT CYLINDER[Fm]  
FB30P,[FCS]



461-1582-01A  
(461-1582)

Fig.2254D TILT CYLINDER[Fm]  
FB30P,[FCS]

(A)=FB20P (D)=FB30P  
(B)=FB25P (E)=  
(C)=FB28P (F)=

No.	Parts No.	Parts Name	(A)	(B)	(C)	(D)	(E)	(F)	i/a	Remarks
1	70000-41890	Cylinder(L) ass'y, tilt							1	6°/12°
	70000-41900	Cylinder(L) ass'y, tilt							1	4°/6°
2	70000-41940	Cylinder(R) ass'y, tilt							1	6°/12°
	70000-41970	Cylinder(R) ass'y, tilt							1	4°/6°
3	31851-37190	Cylinder sub ass'y							2	LH
4	31851-37200	Cylinder sub ass'y							2	RH
5	31851-38270	Rod ass'y, piston							2	6°/12°
	31851-38360	Rod ass'y, piston							2	4°/6°
6	31851-37890	Piston							2	
7	31851-37680	Nut							2	
8	31851-37060	Head							2	
9	31851-37910	Bushing							2	
10	31851-37990	Head							2	
11	31851-38030	Bolt							2	
12	31851-38440	Washer							2	
13	31851-37660	Nut							2	
14	31851-37930	Bushing							2	
15	31851-37690	Nipple, grease							4	
16	31851-37950	Bushing							2	
17	31851-37450	Spacer							2	4°/6°
18	31850-63290	KIT, seal							2	

Note : Location:See Fig.2261

Fig.2254E TILT CYLINDER[Fm]  
FB20P-28P, Finger tip

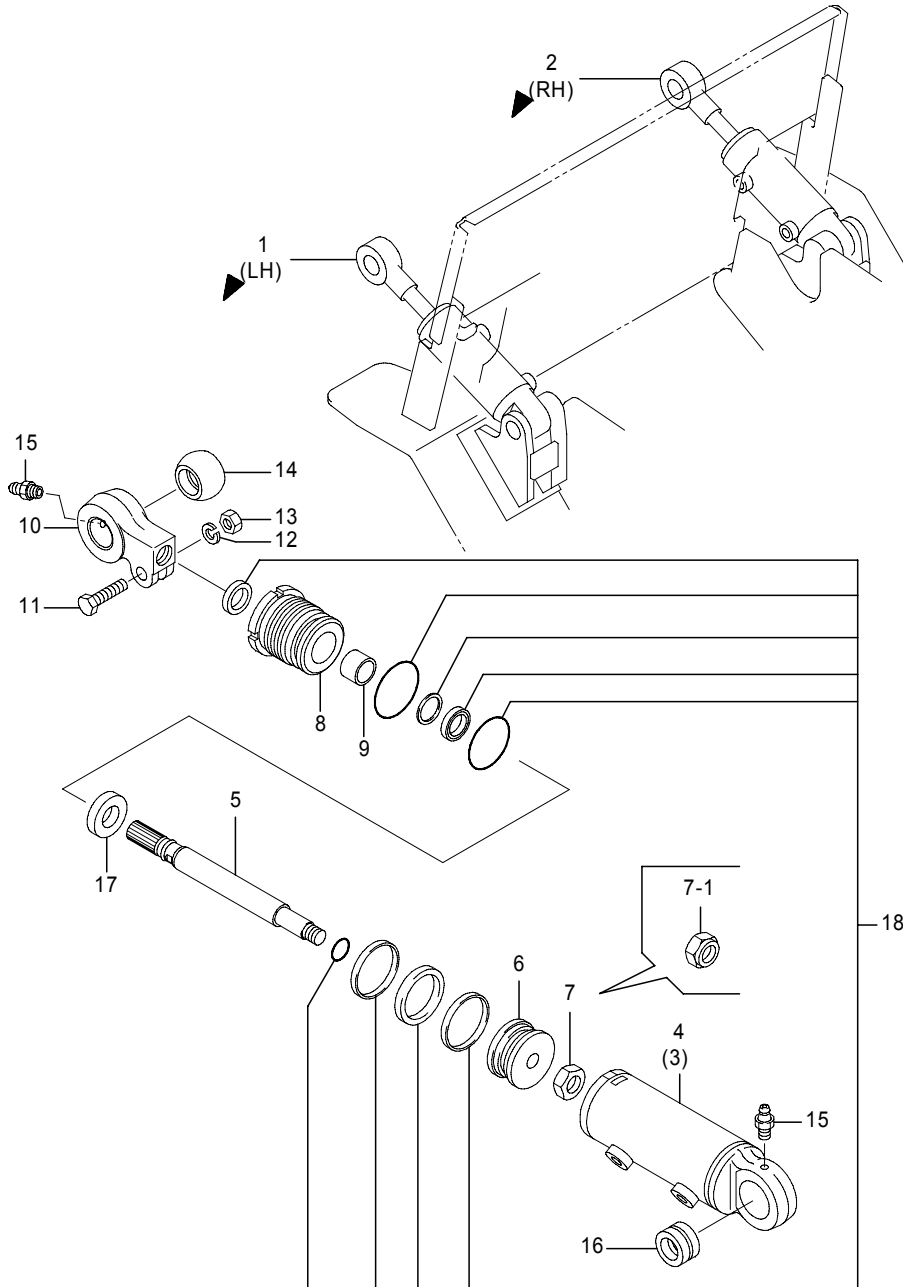


Fig.2254E TILT CYLINDER[Fm]  
FB20P-28P, Finger tip

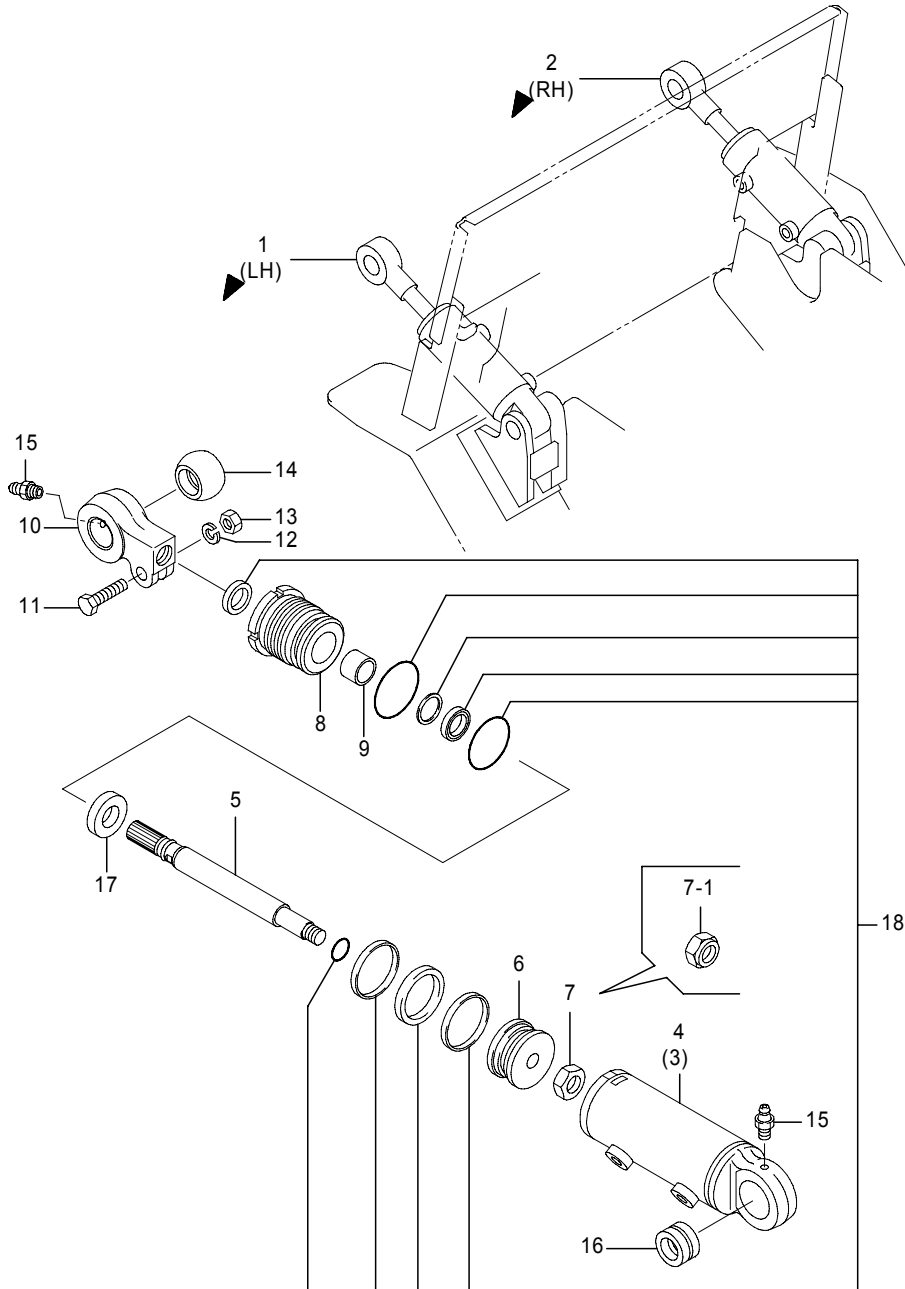
(A)=FB20P (D)=FB30P  
(B)=FB25P (E)=  
(C)=FB28P (F)=

No.	Parts No.	Parts Name	(A)	(B)	(C)	(D)	(E)	(F)	i/a	Remarks
1	70000-41470	Cylinder(L) ass'y, tilt	1	1	1					LO1, 6°/12°
1-1	31850-43060 (A=241A****-)(B=241A****-)(C=241A****-)	Cylinder(L) ass'y, tilt	1	1	1				↑	LO3, 6°/6° 3000<=MLH<=4000
1	70000-41500	Cylinder(L) ass'y, tilt	1	1	1					LO4, 4°/6° for Export:31850-43070
2	70000-41560	Cylinder(R) ass'y, tilt	1	1	1					RO1, 6°/12°
2-1	31850-43110 (A=241A****-)(B=241A****-)(C=241A****-)	Cylinder(R) ass'y, tilt	1	1	1				↑	RO3, 6°/6° 3000<=MLH<=4000
2	70000-41590	Cylinder(R) ass'y, tilt	1	1	1					RO4, 4°/6° for Export:31850-43120
3	31851-37170	Cylinder sub ass'y	2	2	2					LH
4	31851-37180	Cylinder sub ass'y	2	2	2					RH
5	31851-38260	Rod ass'y, piston	2	2	2					6°/12°
5-1	31851-38400 (A=241A****-)(B=241A****-)(C=241A****-)	Rod ass'y, piston	2	2	2				↑	6°/6°3000<=MLH<=4000
5	31851-38400	Rod ass'y, piston	2	2	2					4°/6°
6	31851-37890	Piston	2	2	2					
7	31851-37680	Nut	2	2	2					
7-1	(A=241A****-)(B=241A****-)(C=241A****-)	Nut, Self lock	2	2	2				↑	
8	31851-37060	Head	2	2	2					
9	31851-37910	Bushing	2	2	2					
10	31851-37990	Head	2	2	2					
11	31851-38030	Bolt	2	2	2					
12	31851-38440	Washer	2	2	2					
13	31851-37660	Nut	2	2	2					
14	31851-37930	Bushing	2	2	2					
15	31851-37690	Nipple, grease	4	4	4					
16	31851-37950	Bushing	2	2	2					
17	31851-37440	Spacer	2	2	2					6°/6°3000<=MLH<=4000
	31851-37530	Spacer	2	2	2					4°/6°
18	31850-63270	KIT, seal	2	2	2					

Note : Location:See Fig.2061

Fig.2254F TILT CYLINDER[Fm]

FB30P, Finger tip



461-1582-03  
(461-1582)

Fig.2254F TILT CYLINDER[Fm]

FB30P, Finger tip

(A)=FB20P (D)=FB30P

(B)=FB25P (E)=

(C)=FB28P (F)=

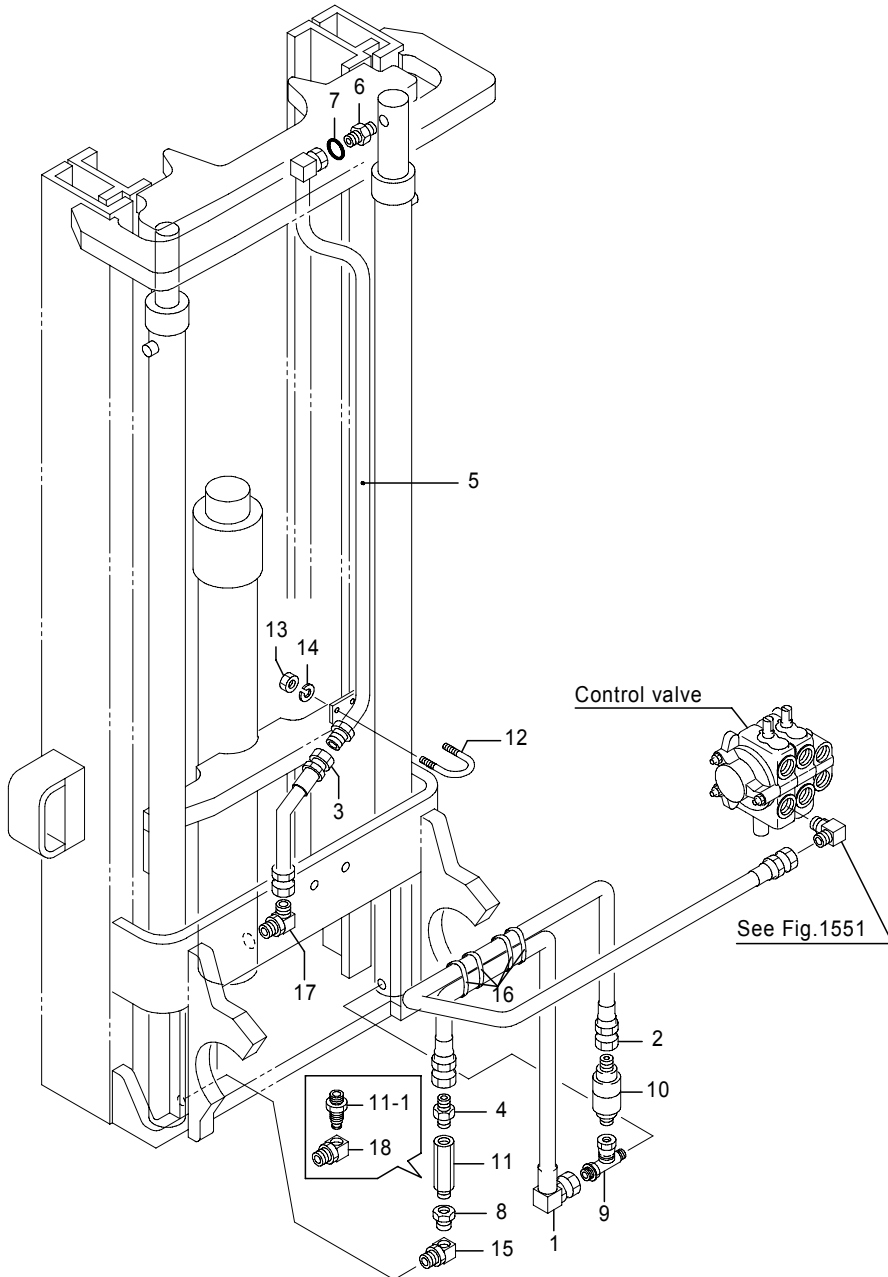
No.	Parts No.	Parts Name	(A)	(B)	(C)	(D)	(E)	(F)	i/a	Remarks
1	70000-41650	Cylinder(L) ass'y, tilt							1	LR1, 6°/12°
1-1	31850-43160	Cylinder(L) ass'y, tilt (D=251A****-)							1	↑ LR3, 6°/6° 3000<=MLH<=4000
1	70000-41680	Cylinder(L) ass'y, tilt							1	LR4, 4°/6°
2	70000-41720	Cylinder(R) ass'y, tilt							1	RR1, 6°/12°
2-1	31850-43210	Cylinder(R) ass'y, tilt (D=251A****-)							1	RR3, 6°/6° 3000<=MLH<=4000
2	70000-41750	Cylinder(R) ass'y, tilt							1	RR4, 4°/6°
3	31851-37190	Cylinder sub ass'y							2	LH
4	31851-37200	Cylinder sub ass'y							2	RH
5	31851-38270	Rod ass'y, piston							2	6°/12°
5-1	31851-38360	Rod ass'y, piston (D=251A****-)							2	↑ 6°/6°
5	31851-38360	Rod ass'y, piston							2	4°/6°
6	31851-37890	Piston							2	
7	31851-37680	Nut							2	
7-1		Nut, Self lock (D=251A****-)							2	↑
8	31851-37060	Head							2	
9	31851-37910	Bushing							2	
10	31851-37990	Head							2	
11	31851-38030	Bolt							2	
12	31851-38440	Washer							2	
13	31851-37660	Nut							2	
14	31851-37930	Bushing							2	
15	31851-37690	Nipple, grease							4	
16	31851-37950	Bushing							2	
17	31851-37350	Spacer							2	6°/6°
	31851-37450	Spacer							2	4°/6°
18	31850-63270	KIT, seal							2	

Note : Location:See Fig.2061

Fig.2259A MAST PIPING[Fm]

Fig.2259A MAST PIPING[Fm]

(A)=FB20P (D)=FB30P  
 (B)=FB25P (E)=  
 (C)=FB28P (F)=



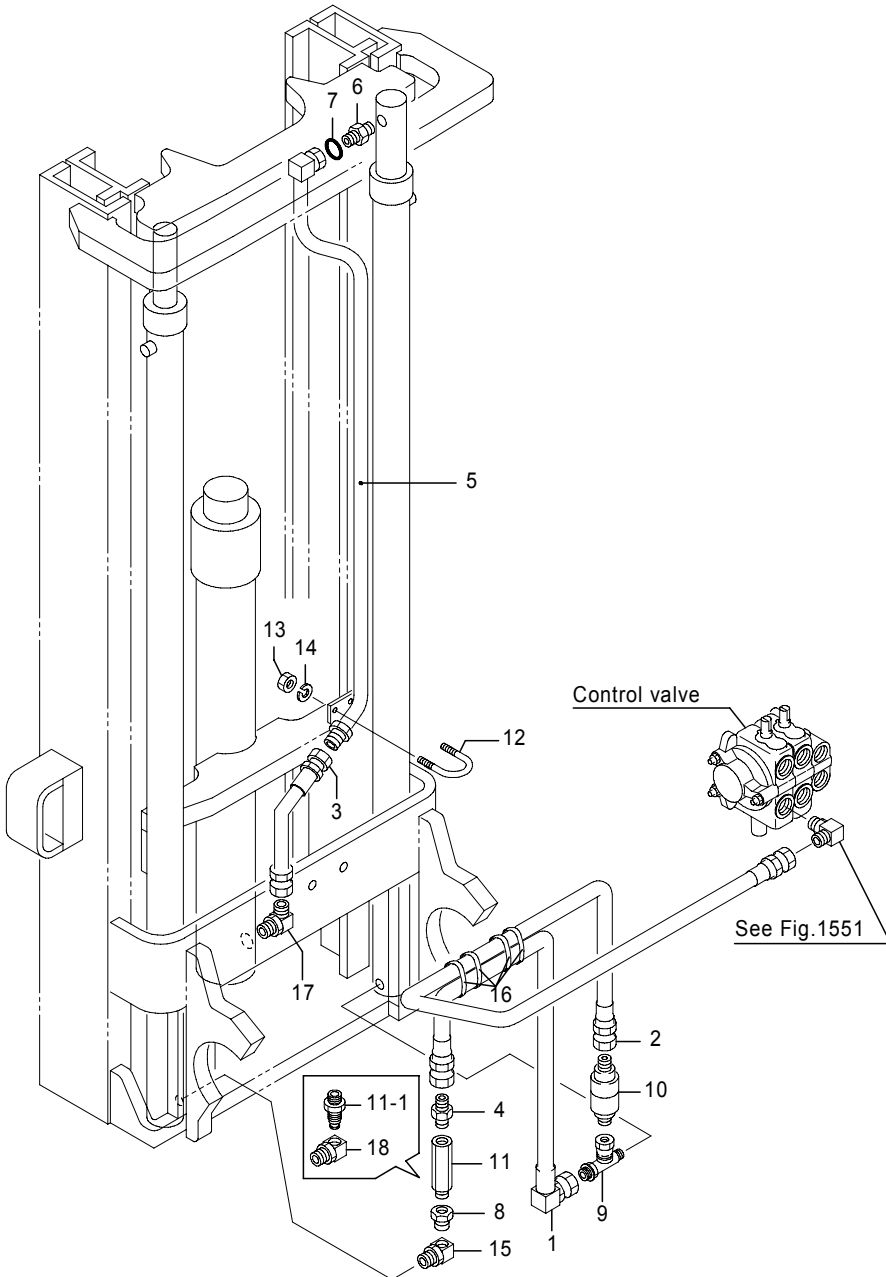
No.	Parts No.	Parts Name	(A)	(B)	(C)	(D)	(E)	(F)	i/a	Remarks
1	04007-09090	Hose, HP	1	1	1	1				
1-1	04007-09100	Hose, HP	1	1	1	1			×	(A=241AC2579-)(B=241AC2579-)(C=241AC2579-)(D=251AC0269-)
2	04005-12093	Hose, HP	1	1	1	1				
3	04005-12035	Hose, HP	1	1	1	1				
4	0004-30009	Nipple	1	1	1	1				(A=-241AC2578)(B=-241AC2578)(C=-241AC2578)(D=-251AC0268)
5	14504-62760	Pipe	1	1	1	1				MLH2000
	14504-62770	Pipe	1	1	1	1				MLH2300
	14504-62780	Pipe	1	1	1	1				MLH2500
	14504-62790	Pipe	1	1	1	1				MLH2700
	14504-62800	Pipe	1	1	1	1				MLH3000
	14504-62810	Pipe	1	1	1	1				MLH3300
	14504-62820	Pipe	1	1	1	1				MLH3500
	14504-62830	Pipe	1	1	1	1				MLH3700
	14504-62840	Pipe	1	1	1	1				MLH4000
	14504-62850	Pipe	1	1	1	1				MLH4300
	14504-62860	Pipe	1	1	1	1				MLH4500
	14504-62870	Pipe	1	1	1	1				MLH4700
	14504-62880	Pipe	1	1	1	1				MLH5000
6	4311-81241	Nipple	1	1	1	1				
7	0350-00180	Ring, O	1	1	1	1				
8	31830-04810	Bushing	1	1	1	1				
										(A=-241AC2578)(B=-241AC2578)(C=-241AC2578)(D=-251AC0268)
9	31830-65930	Tee	1	1	1	1				
10	31810-06790	Valve, flow control	1	1	1	1				58L/min
11	14504-11080	Valve, fuse	1	1	1	1				
11-1	31830-67320	Valve, fuse	1	1	1	1			×	(A=241AC2579-)(B=241AC2579-)(C=241AC2579-)(D=251AC0269-)
12	14500-86570	Bolt, U	1	1	1	1				
13	0000-00006	Nut	2	2	2	2				
14	0000-70006	Washer, lock	2	2	2	2				
15	1907-92010	Elbow, connection	1	1	1	1				(A=-241AC2578)(B=-241AC2578)(C=-241AC2578)(D=-251AC0268)
16	37990-03500	Band	4	4	4	4				

Note :

Fig.2259A MAST PIPING[Fm]

Fig.2259A MAST PIPING[Fm]

(A)=FB20P (D)=FB30P  
 (B)=FB25P (E)=  
 (C)=FB28P (F)=



No.	Parts No.	Parts Name	(A)	(B)	(C)	(D)	(E)	(F)	i/a	Remarks
16-1	37990-03500	Band	2	2	2	2				
		(A=241AC7545-)(B=241AC7545-)(C=241AC7545-)(D=251AC1103-)								
17	31830-15860	Elbow	1	1	1	1				
17-1	70001-54890	Elbow	1	1	1	1				↙
		(A=241AC7289-)(B=241AC7289-)(C=241AC7289-)(D=251AC1075-)								
18	31830-67061	Elbow	1	1	1	1				
		(A=241AC2579-)(B=241AC2579-)(C=241AC2579-)(D=251AC0269-)								

Note :



Fig.2259B MAST PIPING[Fm]  
Finger tip

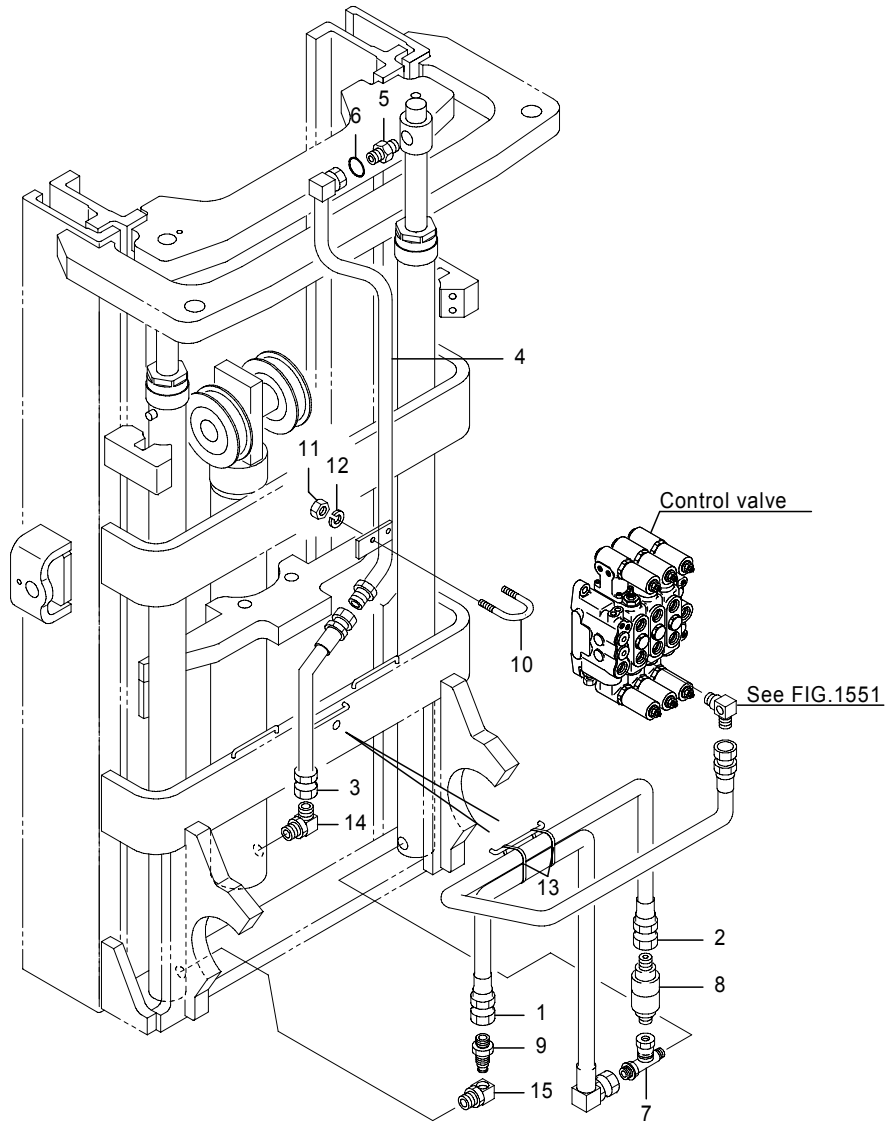


Fig.2259B MAST PIPING[Fm]  
Finger tip

(A)=FB20P (D)=FB30P  
(B)=FB25P (E)=  
(C)=FB28P (F)=

No.	Parts No.	Parts Name	(A)	(B)	(C)	(D)	(E)	(F)	i/a	Remarks
1	04007-09100	Hose, HP	1	1	1	1				
2	04005-12100	Hose, HP	1	1	1	1				
3	04005-12035	Hose, HP	1	1	1	1				
4	14504-62760	Pipe	1	1	1	1				MLH2000
	14504-62770	Pipe	1	1	1	1				MLH2300
	14504-62780	Pipe	1	1	1	1				MLH2500
	14504-62790	Pipe	1	1	1	1				MLH2700
	14504-62800	Pipe	1	1	1	1				MLH3000
	14504-62810	Pipe	1	1	1	1				MLH3300
	14504-62820	Pipe	1	1	1	1				MLH3500
	14504-62830	Pipe	1	1	1	1				MLH3700
	14504-62840	Pipe	1	1	1	1				MLH4000
	14504-62850	Pipe	1	1	1	1				MLH4300
	14504-62860	Pipe	1	1	1	1				MLH4500
	14504-62870	Pipe	1	1	1	1				MLH4700
	14504-62880	Pipe	1	1	1	1				MLH5000
5	4311-81241	Adapter	1	1	1	1				
6	0350-00180	Ring, O	1	1	1	1				
7	31830-65930	Tee, 90°	1	1	1	1				
8	31810-06790	Valve, flow control	1	1	1	1				
9	31830-67320	Valve, down safety	1	1	1	1				
10	14500-86570	Bolt, U	1	1	1	1				
11	0000-00006	Nut	2	2	2	2				
12	0000-70006	Washer, lock	2	2	2	2				
13	37990-03500	Band	4	4	4	4				
13-1	37990-03500	Band	2	2	2	2				↓
		(A=241A****-)(B=241A****-)(C=241A****-)(D=251A****-)								
14	31830-15860	Elbow	1	1	1	1				
14-1	70001-54890	Elbow	1	1	1	1				↓
		(A=241A****-)(B=241A****-)(C=241A****-)(D=251A****-)								
15	31830-67061	Elbow	1	1	1	1				

Note :

Fig.2261 OUTER MAST[Fm]

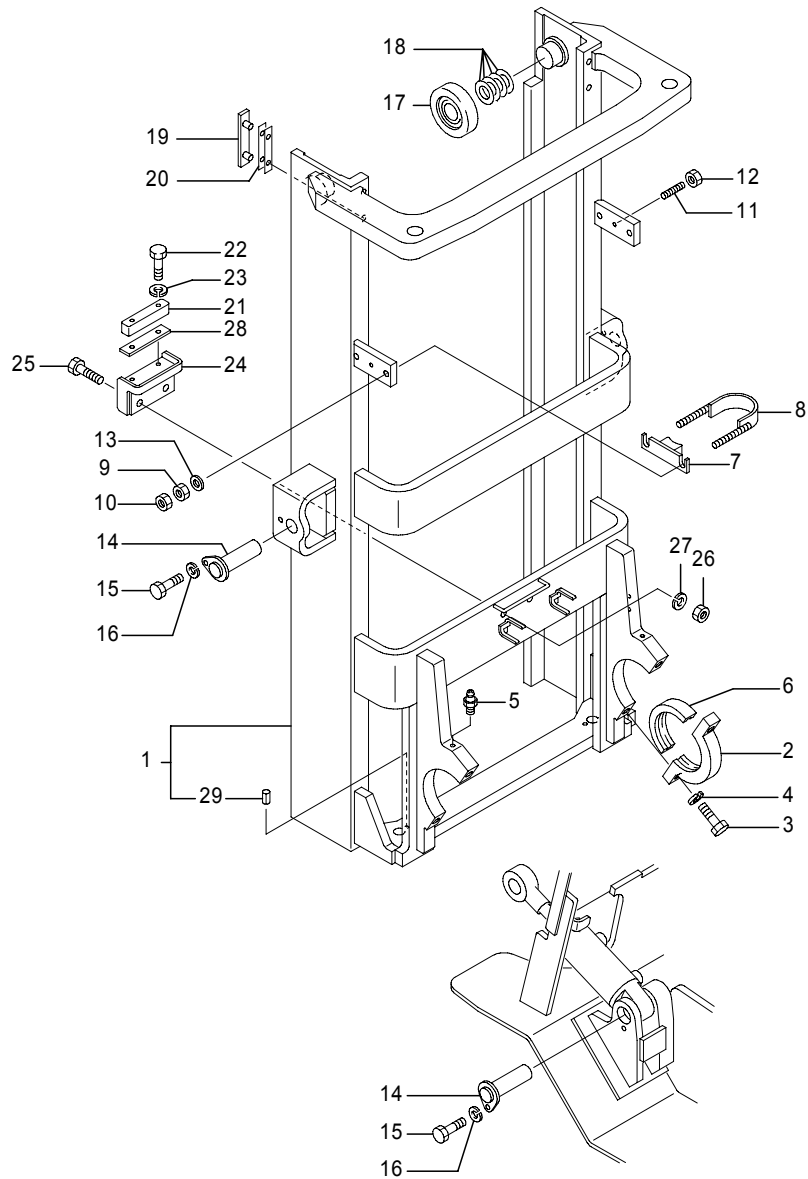


Fig.2261 OUTER MAST[Fm]

(A)=FB20P (D)=FB30P  
 (B)=FB25P (E)=  
 (C)=FB28P (F)=

No.	Parts No.	Parts Name	(A)	(B)	(C)	(D)	(E)	(F)	i/a	Remarks
1	52001-19081	Mast comp., outer	1	1	1					MLH2300
	52001-19091	Mast comp., outer	1	1	1					MLH2500
	52001-19101	Mast comp., outer	1	1	1					MLH2700
	52001-19111	Mast comp., outer	1	1	1					MLH3000
	52001-19121	Mast comp., outer	1	1	1					MLH3300
	52001-19131	Mast comp., outer	1	1	1					MLH3500
	52001-19141	Mast comp., outer	1	1	1					MLH3700
	52001-19151	Mast comp., outer	1	1	1					MLH4000
	52001-19161	Mast comp., outer	1	1	1					MLH4300
	52001-19171	Mast comp., outer	1	1	1					MLH4500
	52001-19181	Mast comp., outer	1	1	1					MLH4700
	52001-19191	Mast comp., outer	1	1	1					MLH5000
	52001-20401	Mast comp., outer				1				MLH2300
	52001-20411	Mast comp., outer				1				MLH2500
	52001-20421	Mast comp., outer				1				MLH2700
	52001-20431	Mast comp., outer				1				MLH3000
	52001-20441	Mast comp., outer				1				MLH3300
	52001-20451	Mast comp., outer				1				MLH3500
	52001-20461	Mast comp., outer				1				MLH3700
	52001-20471	Mast comp., outer				1				MLH4000
	52001-20481	Mast comp., outer				1				MLH4300
	52001-20491	Mast comp., outer				1				MLH4500
	52001-20501	Mast comp., outer				1				MLH4700
	52001-20511	Mast comp., outer				1				MLH5000
2	14600-04361	Cap, pivot	2	2	2	2				
	52004-31630	Cap, pivot	(2)	(2)	(2)	(2)				
	(A=241AC4671-)(B=241AC4671-)(C=241AC4671-)(D=251AC0592-)									
3	0020-16055	Bolt	4	4	4	4				
	0024-16055	Bolt	4	4	4	4				CS/FCS/RP/DRP
4	0000-70016	Washer, lock	4	4	4	4				
5	0280-00010	Nipple, grease	2	2	2	2				
6	14602-84530	Bushing	2	2	2	2				
7	14603-58540	Support, band	2	2	2	2				
8	14601-99851	Band, cylinder	2	2	2	2				
9	0000-20010	Nut	4	4	4	4				

Note :

Fig.2261 OUTER MAST[Fm]

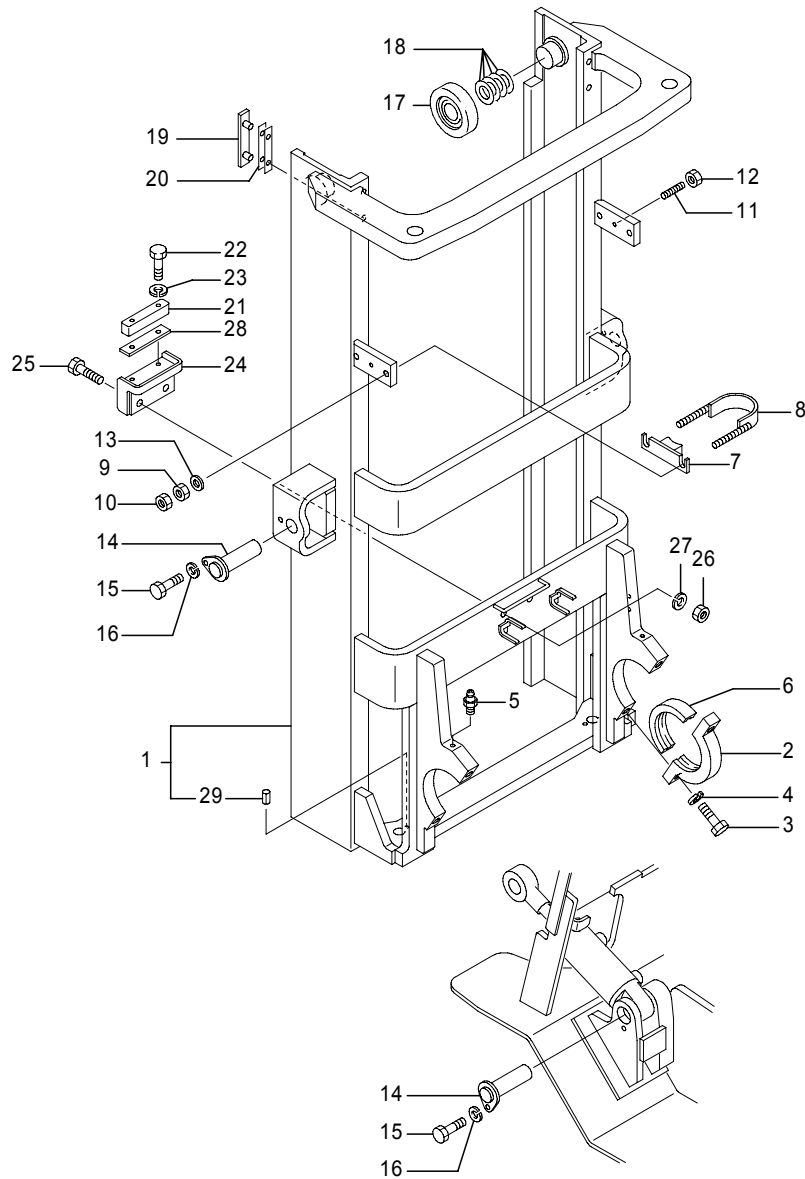


Fig.2261 OUTER MAST[Fm]

(A)=FB20P (D)=FB30P  
 (B)=FB25P (E)=  
 (C)=FB28P (F)=

No.	Parts No.	Parts Name	(A)	(B)	(C)	(D)	(E)	(F)	i/a	Remarks
10	0000-30010	Nut, jam	4	4	4	4				
11	0210-08035	Screw, set	2	2	2	2				
12	0000-10008	Nut, jam	2	2	2	2				
13	0000-72010	Washer, plain	4	4	4	4				
14	52000-00210	Pin, tilt	4	4	4	4				
14-1	52006-56240	Pin, tilt	2	2	2	2			↓	Frame side
	(A=241AC6322-)(B=241AC6322-)(C=241AC6322-)(D=251AC0893-)									
	52006-59860	Pin, tilt	2	2	2	2			↓	Mast side
	(A=241AC6322-)(B=241AC6322-)(C=241AC6322-)(D=251AC0893-)									
15	0020-10020	Bolt	4	4	4	4				
	0024-10020	Bolt	4	4	4	4				CS/FCS/RP/DRP
16	0000-70010	Washer, lock	4	4	4	4				
17	31220-10600	Roller	2	2	2	2				
	70001-05480	Roller	(2)	(2)	(2)	(2)				
18	4341-67640	Shim	AR	AR	AR	AR				t0.2
	4341-67340	Shim	AR	AR	AR	AR				t0.5
	4341-67350	Shim	AR	AR	AR	AR				t1.0
	4341-67360	Shim	AR	AR	AR	AR				t2.0
19	14600-91230	Shoe, back	2	2	2	2				
20	4624-60410	Shim, back shoe	AR	AR	AR	AR				t0.5
	4624-60420	Shim, back shoe	AR	AR	AR	AR				t1.0
21	14600-04520	Rubber, cushion	1	1	1	1				
	(A=-241AC3112)(B=-241AC3112)(C=-241AC3112)(D=-251AC0317)									
22	0010-06020	Bolt	2	2	2	2				
	(A=-241AC3112)(B=-241AC3112)(C=-241AC3112)(D=-251AC0317)									
23	0000-70006	Washer, lock	2	2	2	2				
	(A=-241AC3112)(B=-241AC3112)(C=-241AC3112)(D=-251AC0317)									
24	14604-05190	Bracket, stopper	1	1	1	1				
	(A=-241AC3112)(B=-241AC3112)(C=-241AC3112)(D=-251AC0317)									
25	0020-12050	Bolt	2	2	2	2				
	(A=-241AC3112)(B=-241AC3112)(C=-241AC3112)(D=-251AC0317)									
26	0000-20012	Nut	2	2	2	2				
	(A=-241AC3112)(B=-241AC3112)(C=-241AC3112)(D=-251AC0317)									
27	0000-70012	Washer, lock	2	2	2	2				
	(A=-241AC3112)(B=-241AC3112)(C=-241AC3112)(D=-251AC0317)									

Note :

Fig.2261 OUTER MAST[Fm]

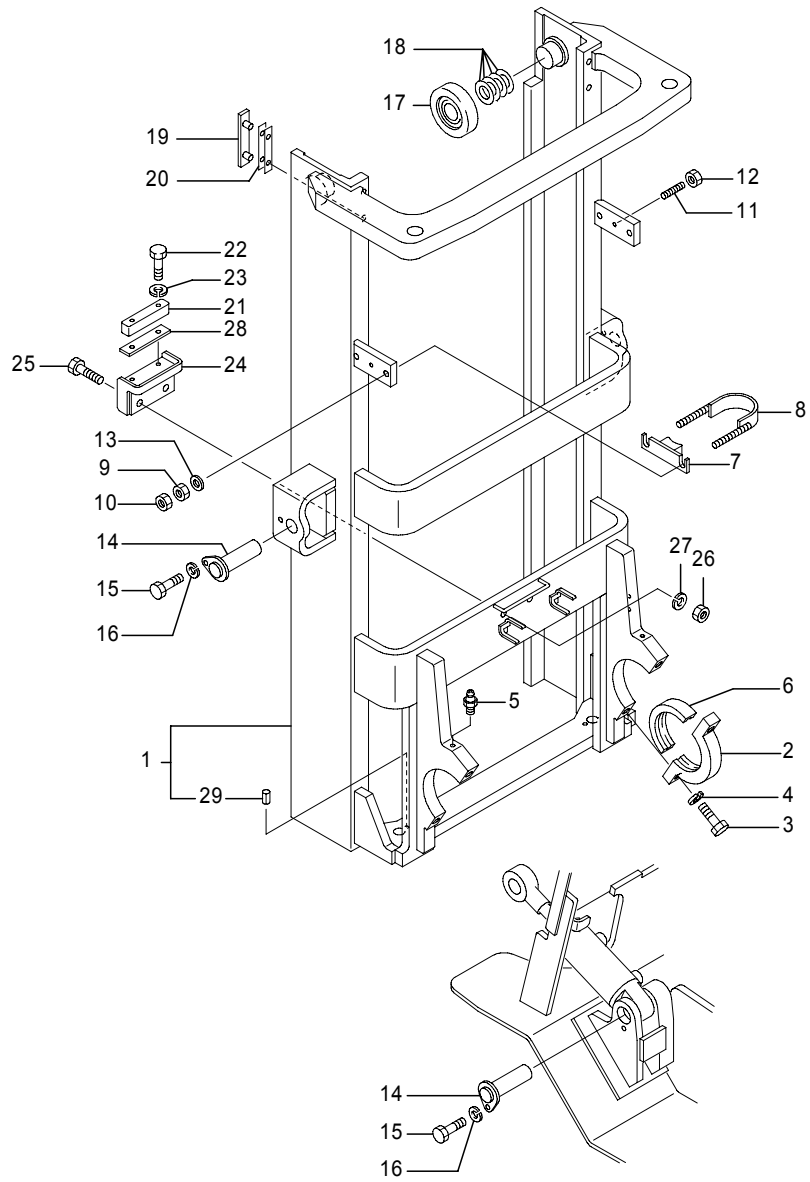


Fig.2261 OUTER MAST[Fm]

(A)=FB20P (D)=FB30P  
 (B)=FB25P (E)=  
 (C)=FB28P (F)=

No.	Parts No.	Parts Name	(A)	(B)	(C)	(D)	(E)	(F)	i/a	Remarks
28	14602-87400	Spacer	2	2	2	2				(A=-241AC3112)(B=-241AC3112)(C=-241AC3112)(D=-251AC0317)
29	0303-08014	Pin, spring	2	2	2	2				

Note :

Fig.2263 INNER MAST[Fm]

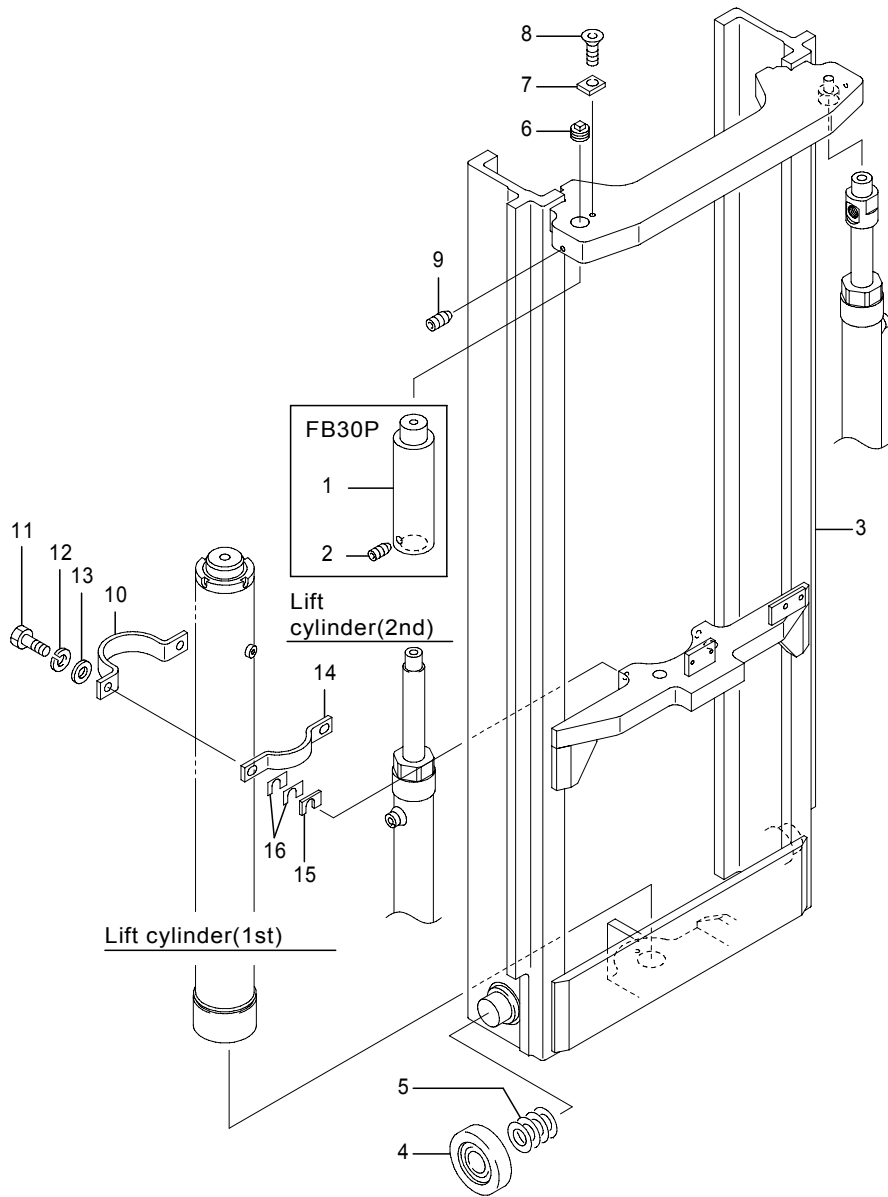


Fig.2263 INNER MAST[Fm]

(A)=FB20P (D)=FB30P  
 (B)=FB25P (E)=  
 (C)=FB28P (F)=

No.	Parts No.	Parts Name	(A)	(B)	(C)	(D)	(E)	(F)	i/a	Remarks
1	14604-69411	Spacer							2	
2	31010-01700	Screw, set							2	
3	52001-19990	Mast comp., inner	1	1	1					MLH2300
3-1	52001-19991	Mast comp., inner (A=241AC2395-)(B=241AC2395-)(C=241AC2395-)	1	1	1					↑ MLH2300
3	52001-20000	Mast comp., inner	1	1	1					MLH2500
3-1	52001-20001	Mast comp., inner (A=241AC2395-)(B=241AC2395-)(C=241AC2395-)	1	1	1					↑ MLH2500
3	52001-20010	Mast comp., inner	1	1	1					MLH2700
3-1	52001-20011	Mast comp., inner (A=241AC2395-)(B=241AC2395-)(C=241AC2395-)	1	1	1					↑ MLH2700
3	52001-20020	Mast comp., inner	1	1	1					MLH3000
3-1	52001-20021	Mast comp., inner (A=241AC2395-)(B=241AC2395-)(C=241AC2395-)	1	1	1					↑ MLH3000
3	52001-20030	Mast comp., inner	1	1	1					MLH3300
3-1	52001-20031	Mast comp., inner (A=241AC2395-)(B=241AC2395-)(C=241AC2395-)	1	1	1					↑ MLH3300
3	52001-20040	Mast comp., inner	1	1	1					MLH3500
3-1	52001-20041	Mast comp., inner (A=241AC2395-)(B=241AC2395-)(C=241AC2395-)	1	1	1					↑ MLH3500
3	52001-20050	Mast comp., inner	1	1	1					MLH3700
3-1	52001-20051	Mast comp., inner (A=241AC2395-)(B=241AC2395-)(C=241AC2395-)	1	1	1					↑ MLH3700
3	52001-20060	Mast comp., inner	1	1	1					MLH4000
3-1	52001-20061	Mast comp., inner (A=241AC2395-)(B=241AC2395-)(C=241AC2395-)	1	1	1					↑ MLH4000
3	52001-20070	Mast comp., inner	1	1	1					MLH4300
3-1	52001-20071	Mast comp., inner (A=241AC2395-)(B=241AC2395-)(C=241AC2395-)	1	1	1					↑ MLH4300
3	52001-20080	Mast comp., inner	1	1	1					MLH4500
3-1	52001-20081	Mast comp., inner (A=241AC2395-)(B=241AC2395-)(C=241AC2395-)	1	1	1					↑ MLH4500
3	52001-20090	Mast comp., inner	1	1	1					MLH4700
3-1	52001-20091	Mast comp., inner (A=241AC2395-)(B=241AC2395-)(C=241AC2395-)	1	1	1					↑ MLH4700

Note :

Fig.2263 INNER MAST[Fm]

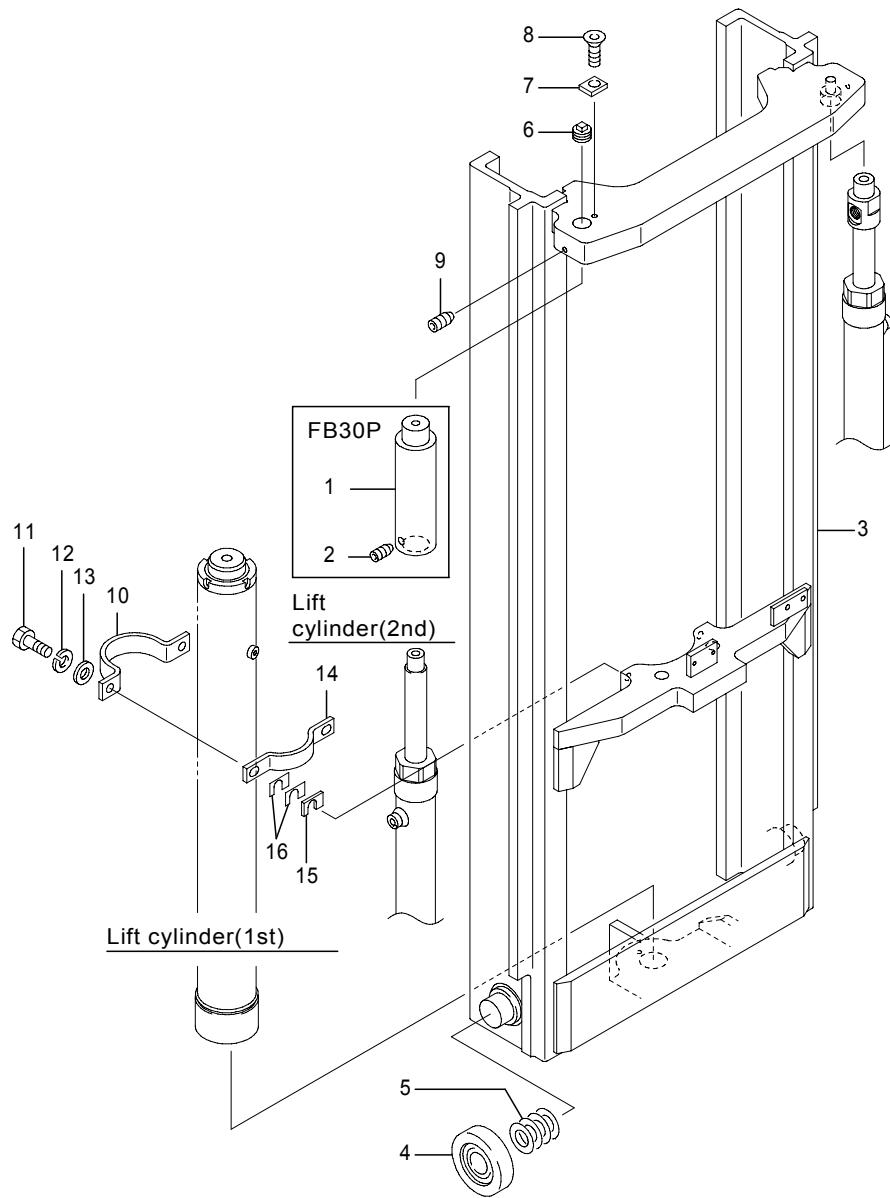


Fig.2263 INNER MAST[Fm]

(A)=FB20P (D)=FB30P  
 (B)=FB25P (E)=  
 (C)=FB28P (F)=

No.	Parts No.	Parts Name	(A)	(B)	(C)	(D)	(E)	(F)	i/a	Remarks
3	52001-20100	Mast comp., inner	1	1	1					MLH5000
3-1	52001-20101	Mast comp., inner (A=241AC2395-)(B=241AC2395-)(C=241AC2395-)	1	1	1				↑	MLH5000
3	52001-22480	Mast comp., inner				1				MLH2300
3-1	52001-22481	Mast comp., inner (D=251AC0256-)				1			↑	MLH2300
3	52001-22490	Mast comp., inner				1				MLH2500
3-1	52001-22491	Mast comp., inner (D=251AC0256-)				1			↑	MLH2500
3	52001-22500	Mast comp., inner				1				MLH2700
3-1	52001-22501	Mast comp., inner (D=251AC0256-)				1			↑	MLH2700
3	52001-22510	Mast comp., inner				1				MLH3000
3-1	52001-22511	Mast comp., inner (D=251AC0256-)				1			↑	MLH3000
3	52001-22520	Mast comp., inner				1				MLH3300
3-1	52001-22521	Mast comp., inner (D=251AC0256-)				1			↑	MLH3300
3	52001-22530	Mast comp., inner				1				MLH3500
3-1	52001-22531	Mast comp., inner (D=251AC0256-)				1			↑	MLH3500
3	52001-22540	Mast comp., inner				1				MLH3700
3-1	52001-22541	Mast comp., inner (D=251AC0256-)				1			↑	MLH3700
3	52001-22550	Mast comp., inner				1				MLH4000
3-1	52001-22551	Mast comp., inner (D=251AC0256-)				1			↑	MLH4000
3	52001-22560	Mast comp., inner				1				MLH4300
3-1	52001-22561	Mast comp., inner (D=251AC0256-)				1			↑	MLH4300
3	52001-22570	Mast comp., inner				1				MLH4500
3-1	52001-22571	Mast comp., inner (D=251AC0256-)				1			↑	MLH4500
3	52001-22580	Mast comp., inner				1				MLH4700

Note :

Fig.2263 INNER MAST[Fm]

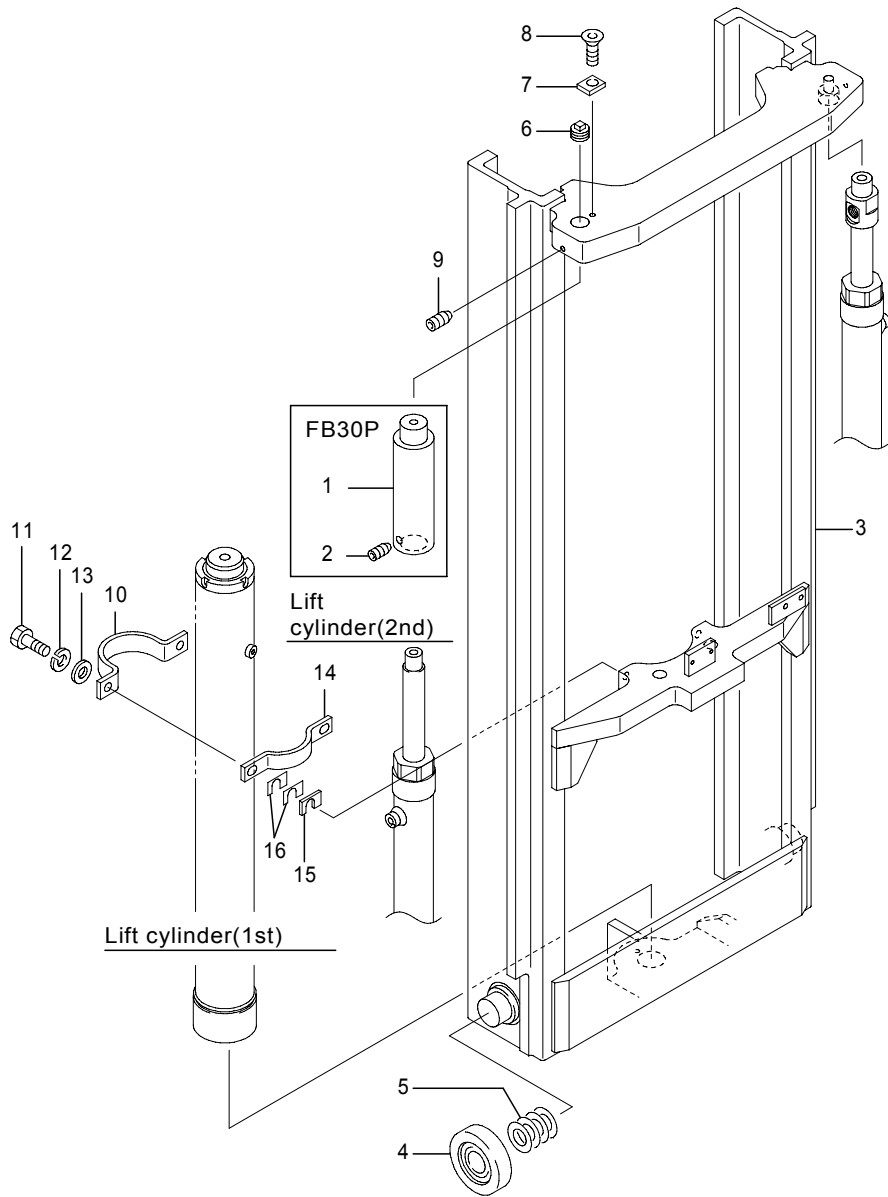


Fig.2263 INNER MAST[Fm]

(A)=FB20P (D)=FB30P  
 (B)=FB25P (E)=  
 (C)=FB28P (F)=

No.	Parts No.	Parts Name	(A)	(B)	(C)	(D)	(E)	(F)	i/a	Remarks
3-1	52001-22581	Mast comp., inner (D=251AC0256-)				1			↑	MLH4700
3	52001-22590	Mast comp., inner				1				MLH5000
3-1	52001-22591	Mast comp., inner (D=251AC0256-)				1			↑	MLH5000
4	31220-10600	Roller	2	2	2	2				
	70001-05480	Roller	(2)	(2)	(2)	(2)				
5	4341-67640	Shim	AR	AR	AR	AR				t0.2
	4341-67340	Shim	AR	AR	AR	AR				t0.5
	4341-67350	Shim	AR	AR	AR	AR				t1.0
	4341-67360	Shim	AR	AR	AR	AR				t2.0
6	14600-44662	Bolt, adjust	1	1	1	1				
7	14601-98010	Plate, lock	1	1	1	1				
8	0272-08016	Screw, hex.soc.	1	1	1	1				
9	31010-01700	Screw, set	2	2	2	2				
10	14604-06710	Clamp(1), cylinder	1	1	1	1				
11	0025-12025	Bolt	2	2	2	2				
12	0000-71012	Washer, lock	2	2	2	2				
13	0000-73012	Washer, plain	2	2	2	2				
14	14604-06720	Clamp(2), cylinder	1	1	1	1				
15	14703-84310	Shim, cylinder	AR	AR	AR	AR				t3.0
16	14701-70670	Shim, cylinder	AR	AR	AR	AR				t0.5
	14701-70680	Shim, cylinder	AR	AR	AR	AR				t1.0

Note :

Fig.2264 CHAIN WHEEL[Fm]

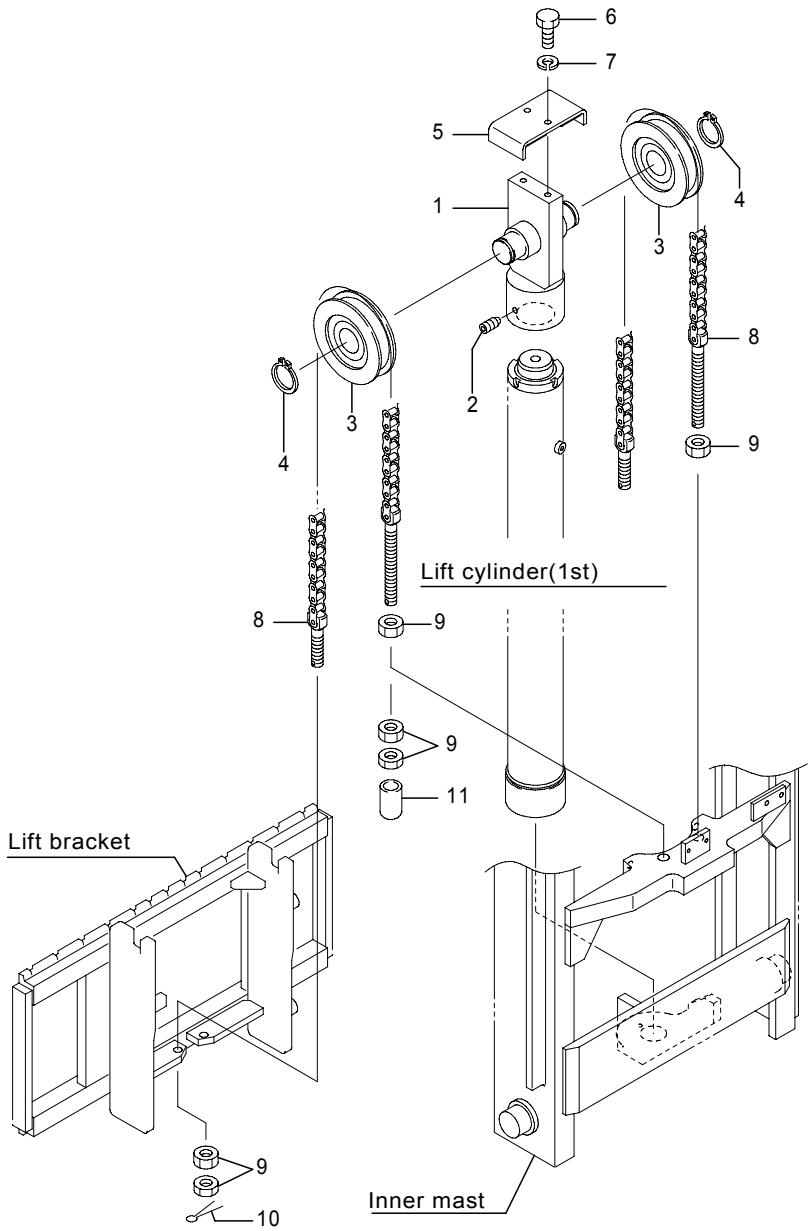


Fig.2264 CHAIN WHEEL[Fm]

(A)=FB20P (D)=FB30P  
 (B)=FB25P (E)=  
 (C)=FB28P (F)=

No.	Parts No.	Parts Name	(A)	(B)	(C)	(D)	(E)	(F)	i/a	Remarks
1	14604-87891	Support comp., chain	1	1	1	1				
2	31010-01700	Screw, set	1	1	1	1				
3	1901-53006	Wheel, chain	2	2	2	2				
4	0000-85045	Ring, snap	2	2	2	2				
5	14605-08390	Guard, chain	1	1	1	1				
6	0015-08016	Bolt	2	2	2	2				
7	0000-71008	Washer, lock	2	2	2	2				
8	4038-06063	Chain comp., leaf	2	2	2					MLH2000,Std/CS/RP/DRP
	4038-06071	Chain comp., leaf	2	2	2					MLH2300,Std/CS/RP/DRP
	4038-06077	Chain comp., leaf	2	2	2					MLH2500,Std/CS/RP/DRP
	4038-06083	Chain comp., leaf	2	2	2					MLH2700,Std/CS/RP/DRP
	4038-06091	Chain comp., leaf	2	2	2					MLH3000,Std/CS/RP/DRP
	4038-06099	Chain comp., leaf	2	2	2					MLH3300,Std/CS/RP/DRP
	4038-06103	Chain comp., leaf	2	2	2					MLH3500,Std/CS/RP/DRP
	4038-06109	Chain comp., leaf	2	2	2					MLH3700,Std/CS/RP/DRP
	4038-06117	Chain comp., leaf	2	2	2					MLH4000,Std/CS/RP/DRP
	4038-06129	Chain comp., leaf	2	2	2					MLH4300,Std/CS/RP/DRP
	4038-06135	Chain comp., leaf	2	2	2					MLH4500,Std/CS/RP/DRP
	4038-06141	Chain comp., leaf	2	2	2					MLH4700,Std/CS/RP/DRP
	4038-06147	Chain comp., leaf	2	2	2					MLH5000,Std/CS/RP/DRP
	4039-06063	Chain comp., leaf	2	2	2					MLH2000,FCS
	4039-06071	Chain comp., leaf	2	2	2					MLH2300,FCS
	4039-06077	Chain comp., leaf	2	2	2					MLH2500,FCS
	4039-06083	Chain comp., leaf	2	2	2					MLH2700,FCS
	4039-06091	Chain comp., leaf	2	2	2					MLH3000,FCS
	4039-06099	Chain comp., leaf	2	2	2					MLH3300,FCS
	4039-06103	Chain comp., leaf	2	2	2					MLH3500,FCS
	4039-06109	Chain comp., leaf	2	2	2					MLH3700,FCS
	4039-06117	Chain comp., leaf	2	2	2					MLH4000,FCS
	4039-06129	Chain comp., leaf	2	2	2					MLH4300,FCS
	4039-06135	Chain comp., leaf	2	2	2					MLH4500,FCS
	4039-06141	Chain comp., leaf	2	2	2					MLH4700,FCS
	4039-06147	Chain comp., leaf	2	2	2					MLH5000,FCS
	4038-06065	Chain comp., leaf					2			MLH2000,Std/CS/RP/DRP
	4038-06073	Chain comp., leaf					2			MLH2300,Std/CS/RP/DRP

Note :



Fig.2264 CHAIN WHEEL[Fm]

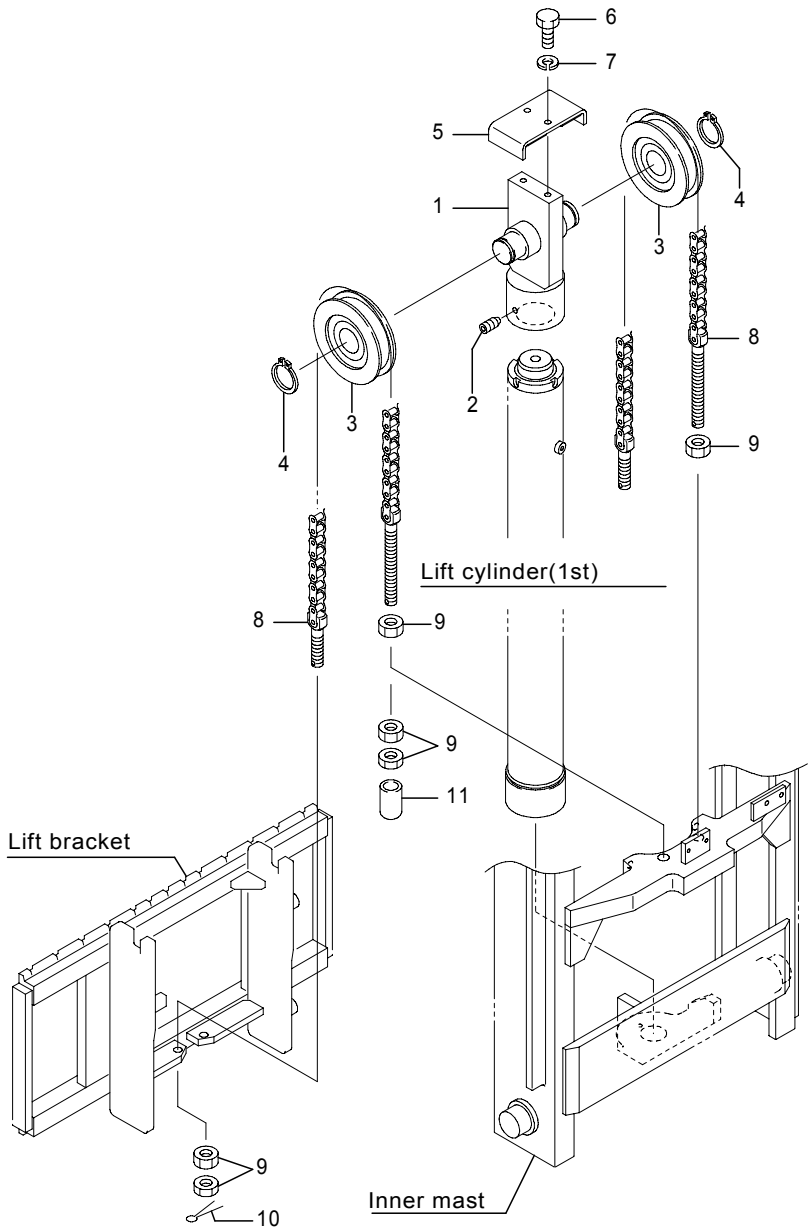


Fig.2264 CHAIN WHEEL[Fm]

(A)=FB20P (D)=FB30P  
 (B)=FB25P (E)=  
 (C)=FB28P (F)=

No.	Parts No.	Parts Name	(A)	(B)	(C)	(D)	(E)	(F)	i/a	Remarks
8	4038-06079	Chain comp., leaf							2	MLH2500,Std/CS/RP/DRP
	4038-06085	Chain comp., leaf							2	MLH2700,Std/CS/RP/DRP
	4038-06091	Chain comp., leaf							2	MLH3000,Std/CS/RP/DRP
	4038-06099	Chain comp., leaf							2	MLH3300,Std/CS/RP/DRP
	4038-06105	Chain comp., leaf							2	MLH3500,Std/CS/RP/DRP
	4038-06111	Chain comp., leaf							2	MLH3700,Std/CS/RP/DRP
	4038-06117	Chain comp., leaf							2	MLH4000,Std/CS/RP/DRP
	4038-06131	Chain comp., leaf							2	MLH4300,Std/CS/RP/DRP
	4038-06137	Chain comp., leaf							2	MLH4500,Std/CS/RP/DRP
	4038-06141	Chain comp., leaf							2	MLH4700,Std/CS/RP/DRP
	4038-06149	Chain comp., leaf							2	MLH5000,Std/CS/RP/DRP
	4039-06065	Chain comp., leaf							2	MLH2000,FCS
	4039-06073	Chain comp., leaf							2	MLH2300,FCS
	4039-06079	Chain comp., leaf							2	MLH2500,FCS
	4039-06085	Chain comp., leaf							2	MLH2700,FCS
	4039-06091	Chain comp., leaf							2	MLH3000,FCS
	4039-06099	Chain comp., leaf							2	MLH3300,FCS
	4039-06105	Chain comp., leaf							2	MLH3500,FCS
	4039-06111	Chain comp., leaf							2	MLH3700,FCS
	4039-06119	Chain comp., leaf							2	MLH4000,FCS
	4039-06131	Chain comp., leaf							2	MLH4300,FCS
	4039-06137	Chain comp., leaf							2	MLH4500,FCS
	4039-06141	Chain comp., leaf							2	MLH4700,FCS
	4039-06149	Chain comp., leaf							2	MLH5000,FCS
9	0000-20018	Nut	10	10	10	10				
10	0302-40030	Pin, cotter	2	2	2	2				
11	32290-00540	Cap	2	2	2	2				

Note :

Fig.2280 MAST PIPING[Fm]  
Finger tip, w.o/Laser pointer

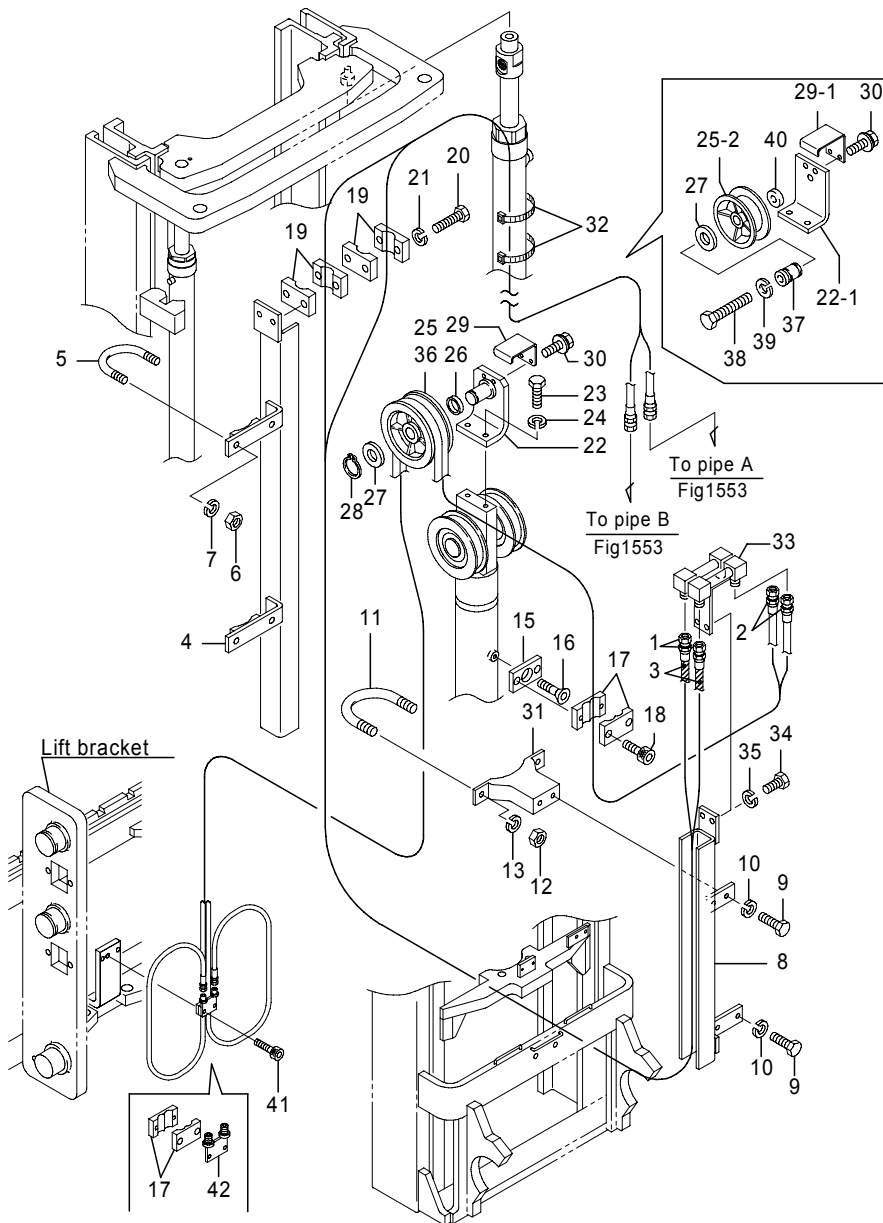


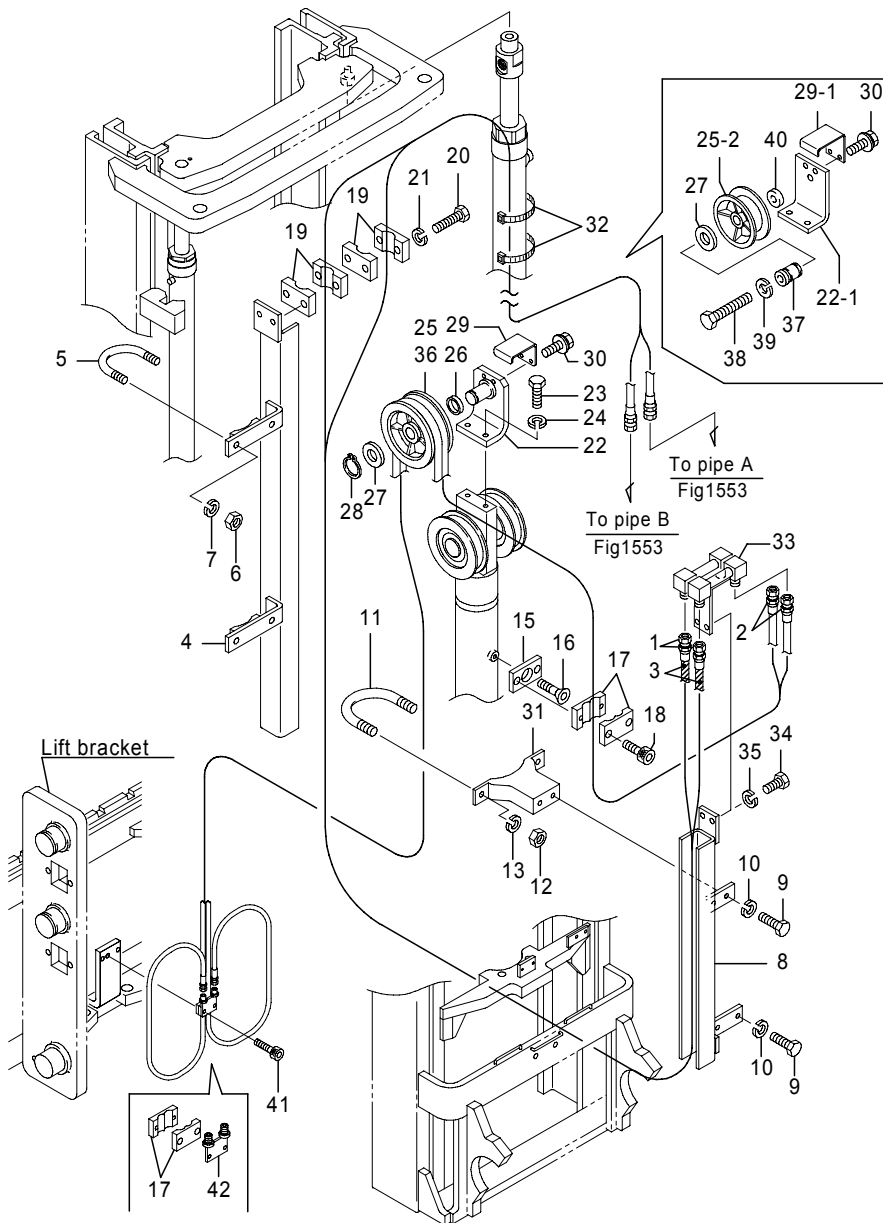
Fig.2280 MAST PIPING[Fm]  
Finger tip, w.o/Laser pointer

(A)=FB20P (D)=FB30P  
(B)=FB25P (E)=  
(C)=FB28P (F)=

No.	Parts No.	Parts Name	(A)	(B)	(C)	(D)	(E)	(F)	i/a	Remarks
1	4051-06330	Hose, HP	2	2						MLH2500
	4051-06343	Hose, HP	2	2						MLH2700
	4051-06367	Hose, HP	2	2						MLH3000
	4051-06390	Hose, HP	2	2						MLH3300
	4051-06403	Hose, HP	2	2						MLH3500
	4051-06420	Hose, HP	2	2						MLH3700
	4051-06443	Hose, HP	2	2						MLH4000
	4051-06480	Hose, HP	2	2						MLH4300
	4051-06493	Hose, HP	2	2						MLH4500
	4051-06510	Hose, HP	2	2						MLH4700
	4051-06530	Hose, HP	2	2						MLH5000
	4051-06327	Hose, HP					2			MLH2500
	4051-06343	Hose, HP					2			MLH2700
	4051-06365	Hose, HP					2			MLH3000
	4051-06387	Hose, HP					2			MLH3300
	4051-06403	Hose, HP					2			MLH3500
	4051-06417	Hose, HP					2			MLH3700
	4051-06440	Hose, HP					2			MLH4000
	4051-06477	Hose, HP					2			MLH4300
	4051-06493	Hose, HP					2			MLH4500
4051-06507	Hose, HP					2			MLH4700	
4051-06533	Hose, HP					2			MLH5000	
4051-06375	Hose, HP						2		MLH2500	
4051-06390	Hose, HP						2		MLH2700	
4051-06413	Hose, HP						2		MLH3000	
4051-06435	Hose, HP						2		MLH3300	
4051-06450	Hose, HP						2		MLH3500	
4051-06467	Hose, HP						2		MLH3700	
4051-06490	Hose, HP						2		MLH4000	
4051-06523	Hose, HP						2		MLH4300	
4051-06540	Hose, HP						2		MLH4500	
4051-06555	Hose, HP						2		MLH4700	
4051-06577	Hose, HP						2		MLH5000	
2	4051-06283	Hose, HP	2	2						MLH2500
	4051-06287	Hose, HP	2	2						MLH2700

Note :

Fig.2280 MAST PIPING[Fm]  
Finger tip, w.o/Laser pointer



462-2096-02  
(462-2096)

Fig.2280 MAST PIPING[Fm]  
Finger tip, w.o/Laser pointer

(A)=FB20P (D)=FB30P  
(B)=FB25P (E)=  
(C)=FB28P (F)=

No.	Parts No.	Parts Name	(A)	(B)	(C)	(D)	(E)	(F)	i/a	Remarks
2	4051-06295	Hose, HP	2	2						MLH3000
	4051-06303	Hose, HP	2	2						MLH3300
	4051-06307	Hose, HP	2	2						MLH3500
	4051-06313	Hose, HP	2	2						MLH3700
	4051-06320	Hose, HP	2	2						MLH4000
	4051-06333	Hose, HP	2	2						MLH4300
	4051-06337	Hose, HP	2	2						MLH4500
	4051-06343	Hose, HP	2	2						MLH4700
	4051-06350	Hose, HP	2	2						MLH5000
	4051-06283	Hose, HP					2			MLH2500
	4051-06285	Hose, HP					2			MLH2700
	4051-06293	Hose, HP					2			MLH3000
	4051-06303	Hose, HP					2			MLH3300
	4051-06305	Hose, HP					2			MLH3500
	4051-06313	Hose, HP					2			MLH3700
4051-06317	Hose, HP					2			MLH4000	
4051-06333	Hose, HP					2			MLH4300	
4051-06335	Hose, HP					2			MLH4500	
4051-06343	Hose, HP					2			MLH4700	
4051-06347	Hose, HP					2			MLH5000	
4051-06285	Hose, HP					2			MLH2500	
4051-06290	Hose, HP					2			MLH2700	
4051-06297	Hose, HP					2			MLH3000	
4051-06305	Hose, HP					2			MLH3300	
4051-06310	Hose, HP					2			MLH3500	
4051-06315	Hose, HP					2			MLH3700	
4051-06323	Hose, HP					2			MLH4000	
4051-06335	Hose, HP					2			MLH4300	
4051-06340	Hose, HP					2			MLH4500	
4051-06345	Hose, HP					2			MLH4700	
4051-06353	Hose, HP					2			MLH5000	
3	0825-15113	Tube, spiral	2	2	2					MLH2500
	0825-15118	Tube, spiral	2	2	2					MLH2700
	0825-15126	Tube, spiral	2	2	2					MLH3000
	0825-15133	Tube, spiral	2	2	2					MLH3300

Note :

Fig.2280 MAST PIPING[Fm]  
Finger tip, w.o/Laser pointer

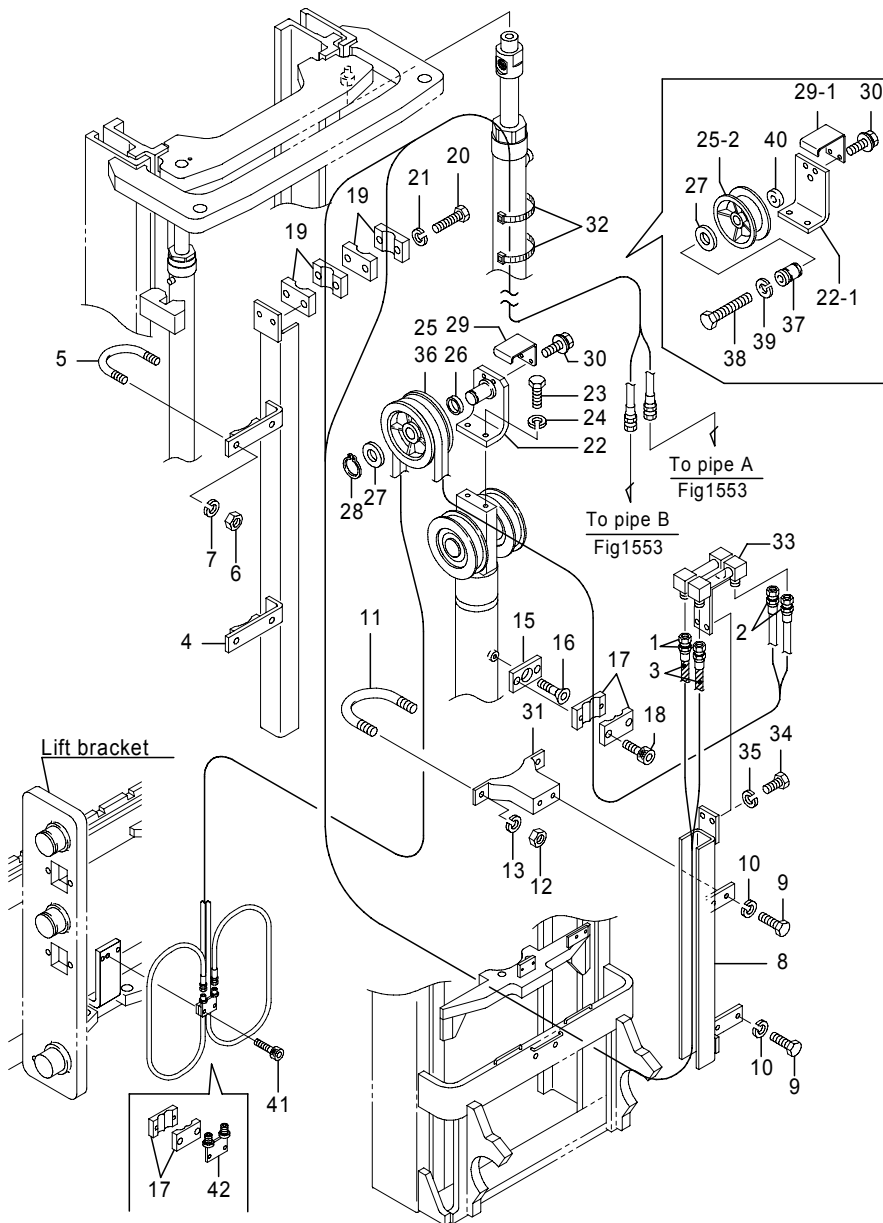


Fig.2280 MAST PIPING[Fm]  
Finger tip, w.o/Laser pointer

(A)=FB20P (D)=FB30P  
(B)=FB25P (E)=  
(C)=FB28P (F)=

No.	Parts No.	Parts Name	(A)	(B)	(C)	(D)	(E)	(F)	i/a	Remarks
3	0825-15138	Tube, spiral	2	2	2					MLH3500
	0825-15143	Tube, spiral	2	2	2					MLH3700
	0825-15151	Tube, spiral	2	2	2					MLH4000
	0825-15163	Tube, spiral	2	2	2					MLH4300
	0825-15168	Tube, spiral	2	2	2					MLH4500
	0825-15173	Tube, spiral	2	2	2					MLH4700
	0825-15180	Tube, spiral	2	2	2					MLH5000
	0825-15133	Tube, spiral					2			MLH2500
	0825-15138	Tube, spiral					2			MLH2700
	0825-15146	Tube, spiral					2			MLH3000
	0825-15153	Tube, spiral					2			MLH3300
	0825-15158	Tube, spiral					2			MLH3500
	0825-15163	Tube, spiral					2			MLH3700
	0825-15171	Tube, spiral					2			MLH4000
0825-15183	Tube, spiral					2			MLH4300	
0825-15188	Tube, spiral					2			MLH4500	
0825-15193	Tube, spiral					2			MLH4700	
0825-15200	Tube, spiral					2			MLH5000	
4	14503-71420	Guide, outer	1	1	1					MLH2500
	14503-71430	Guide, outer	1	1	1					MLH2700
	14503-71440	Guide, outer	1	1	1					MLH3000
	14503-71450	Guide, outer	1	1	1					MLH3300
	14503-71460	Guide, outer	1	1	1					MLH3500
	14503-71470	Guide, outer	1	1	1					MLH3700
	14503-71480	Guide, outer	1	1	1					MLH4000
	14503-71490	Guide, outer	1	1	1					MLH4300
	14503-71500	Guide, outer	1	1	1					MLH4500
	14503-71510	Guide, outer	1	1	1					MLH4700
	14503-71520	Guide, outer	1	1	1					MLH5000
	14503-71550	Guide, outer					1			MLH2500
	14503-71560	Guide, outer					1			MLH2700
	14503-71570	Guide, outer					1			MLH3000
14503-71580	Guide, outer					1			MLH3300	
14503-71590	Guide, outer					1			MLH3500	
14503-71600	Guide, outer					1			MLH3700	

Note :

Fig.2280 MAST PIPING[Fm]

Finger tip, w.o/Laser pointer

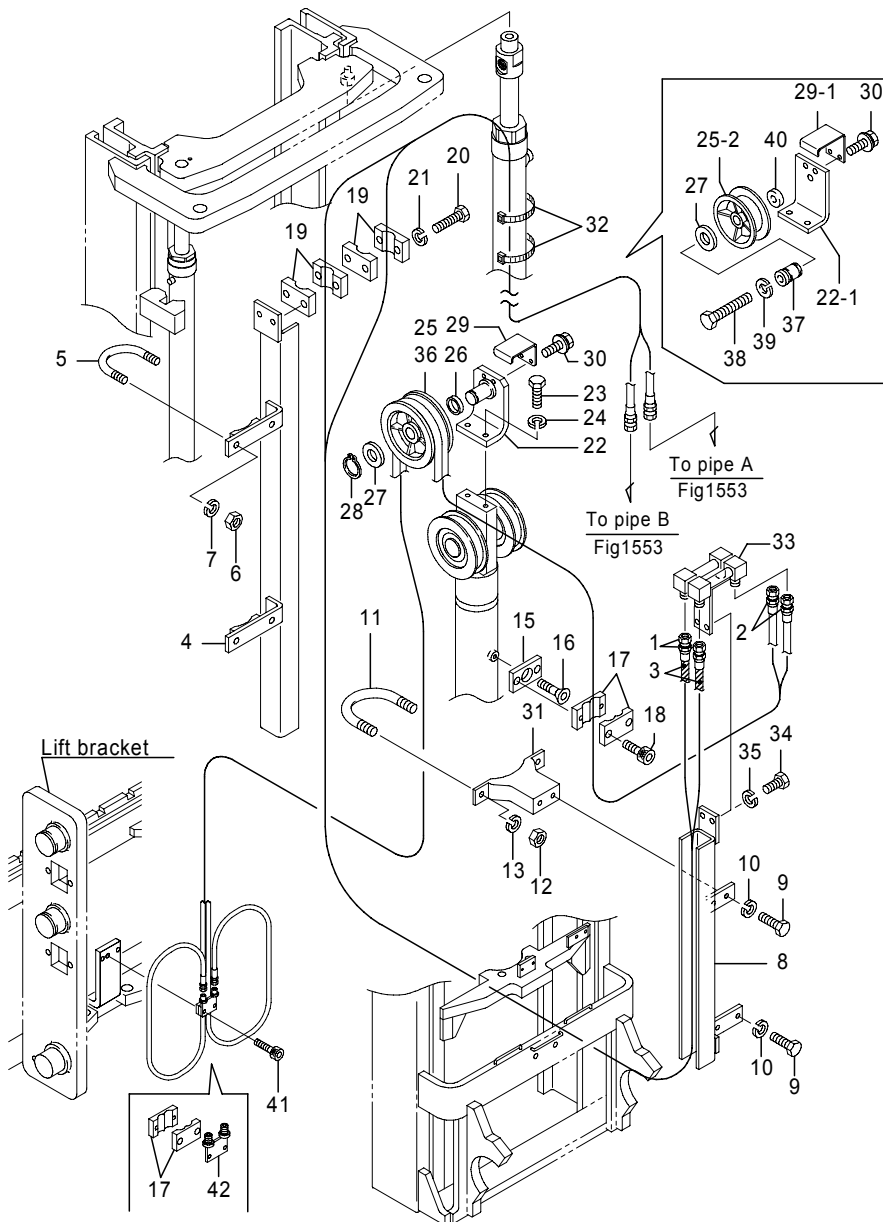


Fig.2280 MAST PIPING[Fm]

Finger tip, w.o/Laser pointer

(A)=FB20P (D)=FB30P

(B)=FB25P (E)=

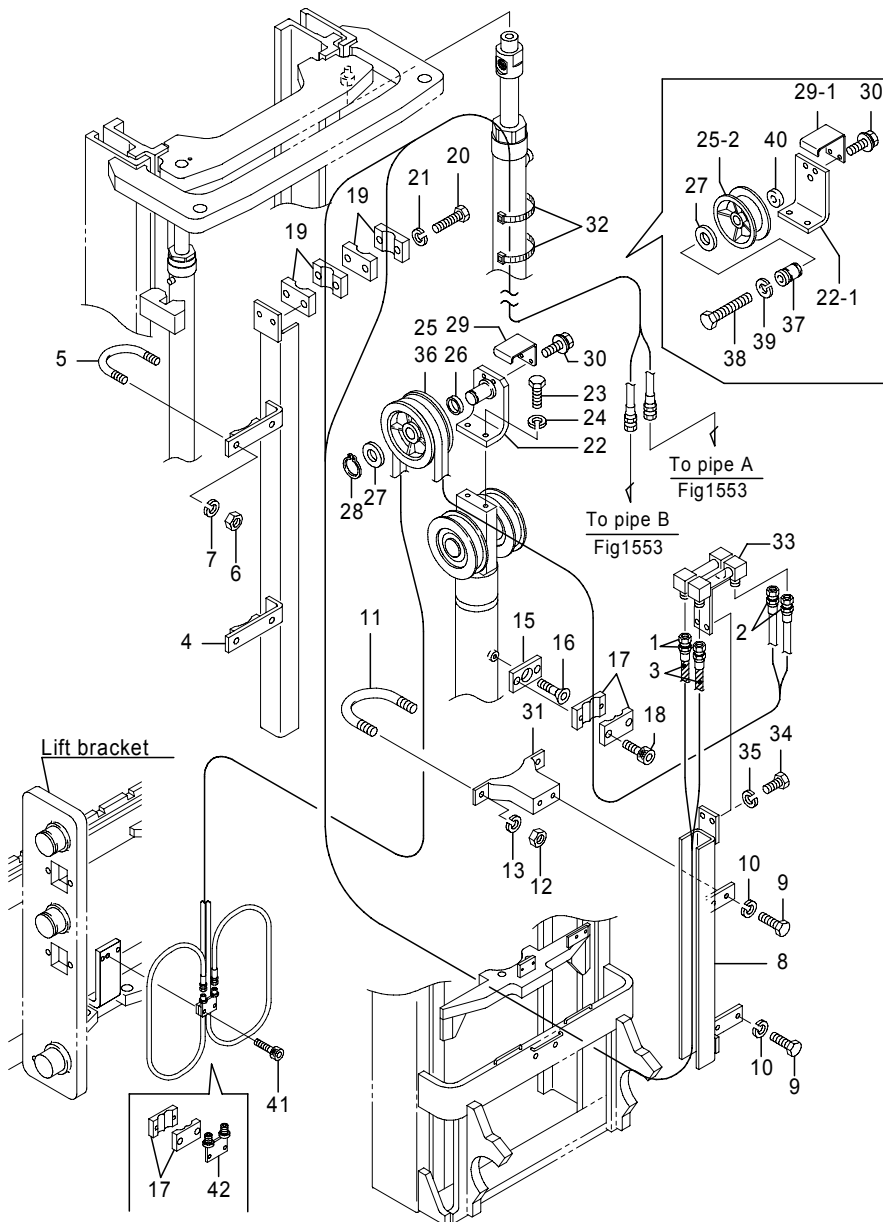
(C)=FB28P (F)=

No.	Parts No.	Parts Name	(A)	(B)	(C)	(D)	(E)	(F)	i/a	Remarks
4	14503-71610	Guide, outer				1				MLH4000
	14503-71620	Guide, outer				1				MLH4300
	14503-71630	Guide, outer				1				MLH4500
	14503-71640	Guide, outer				1				MLH4700
	14503-71650	Guide, outer				1				MLH5000
5	14502-13080	Bolt, U	2	2	2	2				
6	0000-00006	Nut	4	4	4	4				
7	0000-70006	Washer, lock	4	4	4	4				
8	14504-87690	Guide, inner	1	1	1	1				MLH2500
	14504-87700	Guide, inner	1	1	1	1				MLH2700
	14504-87710	Guide, inner	1	1	1	1				MLH3000
	14504-87720	Guide, inner	1	1	1	1				MLH3300
	14504-87730	Guide, inner	1	1	1	1				MLH3500
	14504-87741	Guide, inner	1	1	1	1				MLH3700
	14504-87750	Guide, inner	1	1	1	1				MLH4000
	14504-87760	Guide, inner	1	1	1	1				MLH4300
	14504-87770	Guide, inner	1	1	1	1				MLH4500
	14504-87780	Guide, inner	1	1	1	1				MLH4700
	14504-87790	Guide, inner	1	1	1	1				MLH5000
9	0010-06016	Bolt	4	4	4	4				
10	0000-70006	Washer, lock	4	4	4	4				
11	14504-69720	Bolt, U	1	1	1	1				
12	0000-00006	Nut	2	2	2	2				
13	0000-70006	Washer, lock	2	2	2	2				
15	14500-57780	Base	1	1	1	1				
16	0272-08010	Screw, hex.soc.	1	1	1	1				
17	14600-90740	Clamp, hose	4	4	4	4				
18	0270-06025	Screw, cap	2	2	2	2				
19	14600-94940	Clamp, hose	4	4	4	4				
20	0010-06050	Bolt	2	2	2	2				
21	0000-70006	Washer, lock	2	2	2	2				
22	14604-83561	Support comp., pulley	1	1	1	1				
22-1	52004-69200	Support, pulley	1	1	1	1			×	
		(A=241AC4902-)(B=241AC4902-)(C=241AC4902-)(D=251AC0635-)								
23	0015-08025	Bolt	2	2	2	2				

Note :

Fig.2280 MAST PIPING[Fm]

Finger tip, w.o/Laser pointer



462-2096-02  
(462-2096)

Fig.2280 MAST PIPING[Fm]

Finger tip, w.o/Laser pointer

(A)=FB20P (D)=FB30P

(B)=FB25P (E)=

(C)=FB28P (F)=

No.	Parts No.	Parts Name	(A)	(B)	(C)	(D)	(E)	(F)	i/a	Remarks
24	0000-71008	Washer, lock	2	2	2	2				
25	14505-21460	Pulley, hose	1	1	1	1				
25-1	14505-21461	Pulley, hose (A=241AC3397-)(B=241AC3397-)(C=241AC3397-)(D=251AC0356-)	1	1	1	1				↑
25-2	14600-95130	Pulley, hose (A=241AC4902-)(B=241AC4902-)(C=241AC4902-)(D=251AC0635-)	1	1	1	1				×
26	14604-83550	Spacer (A=-241AC4901)(B=-241AC4901)(C=-241AC4901)(D=-251AC0634)	1	1	1	1				
27	4623-63320	Washer, hose pulley (A=241A****-)(B=241A****-)(C=241A****-)(D=241A****-)	1	1	1	1				
28	0000-84025	Ring, snap (A=-241AC4901)(B=-241AC4901)(C=-241AC4901)(D=-251AC0634)	1	1	1	1				
29	14605-19750	Guard, hose	1	1	1	1				
29-1	52004-74520	Guard, hose (A=241AC4902-)(B=241AC4902-)(C=241AC4902-)(D=251AC0635-)	1	1	1	1				×
30	0018-06016	Bolt, w/washers	2	2	2	2				
31	14504-69680	Bracket	1	1	1	1				
32	32391-00220	Band	AR	AR	AR	AR				
	32391-00180	Band	AR	AR	AR	AR				
	37990-03500	Band	AR	AR	AR	AR				
33	14500-02710	Joint comp., hose	1	1	1	1				
34	0010-08016	Bolt	2	2	2	2				
35	0000-70008	Washer, lock	2	2	2	2				
36	1902-55044	Bushing (A=241AC3397-)(B=241AC3397-)(C=241AC3397-)(D=251AC0356-)	1	1	1	1				
37	52000-58732	Shaft, pulley (A=241AC4902-)(B=241AC4902-)(C=241AC4902-)(D=251AC0635-)	1	1	1	1				
38	0025-12065	Bolt (A=241AC4902-)(B=241AC4902-)(C=241AC4902-)(D=251AC0635-)	1	1	1	1				
39	0000-71012	Washer, lock (A=241AC4902-)(B=241AC4902-)(C=241AC4902-)(D=251AC0635-)	1	1	1	1				
40	52004-69210	Spacer, pulley (A=241AC4902-)(B=241AC4902-)(C=241AC4902-)(D=251AC0635-)	1	1	1	1				
41	0270-06035	Screw, cap	2	2	2	2				

Note :

Fig.3620A LIFT BRACKET [Pm]

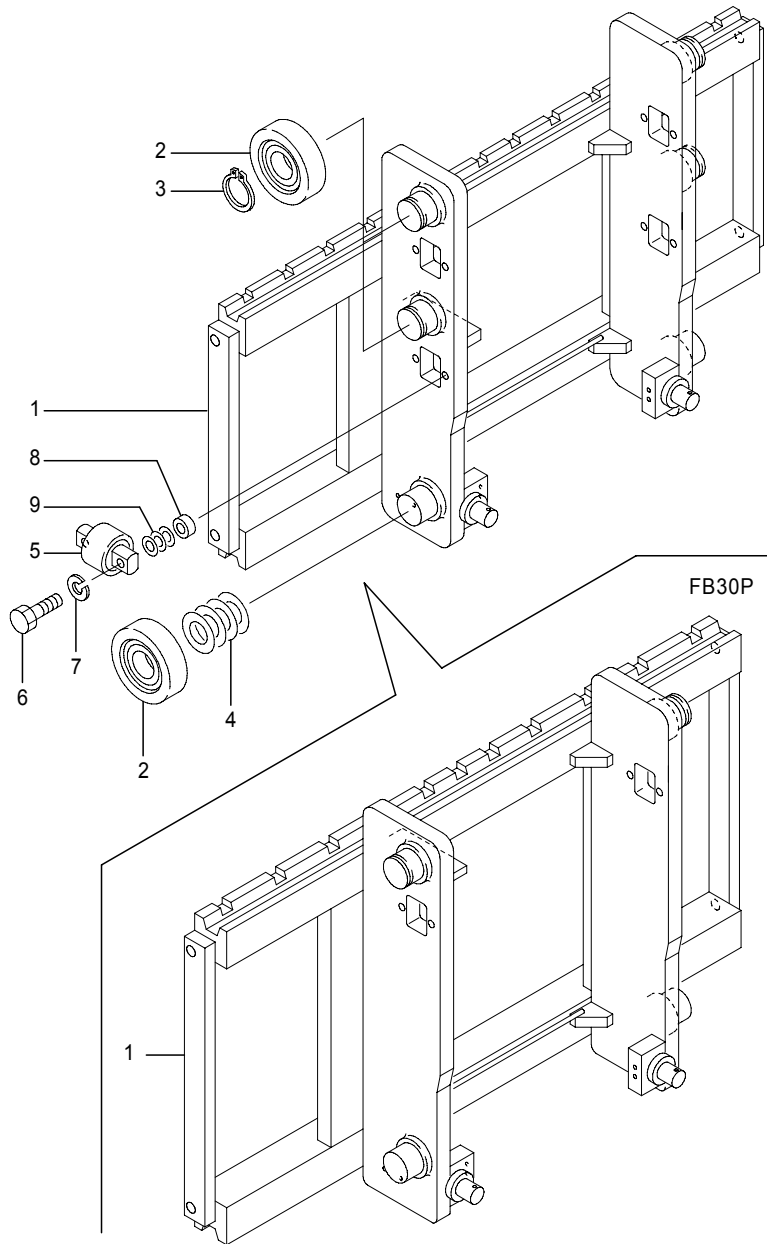


Fig.3620A LIFT BRACKET [Pm]

(A)=FB20P (D)=FB30P  
 (B)=FB25P (E)=  
 (C)=FB28P (F)=

No.	Parts No.	Parts Name	(A)	(B)	(C)	(D)	(E)	(F)	i/a	Remarks
1	52001-17610	Bracket comp., lift	1	1						
	52001-17620	Bracket comp., lift			1					
1-1	52001-17621	Bracket comp., lift (C=241AC4654-)			1				↑	
1	52001-17630	Bracket comp., lift				1				
1-1	52001-17631	Bracket comp., lift (D=251AC0589-)				1			↑	
2	31220-10600	Roller	6	6	6					
	70001-05480	Roller	6	6	6					
	70000-62821	Roller	6	6	6					
	31220-10600	Roller				4				
	70001-05480	Roller				4				
	70000-62821	Roller				4				
3	0000-84045	Ring, snap	4	4	4					
	0000-84045	Ring, snap				2				
4	4341-67640	Shim	AR	AR	AR	AR				t0.2
	4341-67340	Shim	AR	AR	AR	AR				t0.5
	4341-67350	Shim	AR	AR	AR	AR				t1.0
	4341-67360	Shim	AR	AR	AR	AR				t2.0
5	70000-16250	Roller, side	4	4	4					
	70000-16280	Roller, side	(4)	(4)	(4)					
	70000-16250	Roller, side				2				
	70000-16280	Roller, side				(2)				
6	0020-10045	Bolt	8	8	8					
6-1	70000-28400	Bolt, w/washer (A=241AC1948-)(B=241AC1948-)(C=241AC1948-)	8	8	8				↑	
6	0024-10045	Bolt	8	8	8					DRP
	0020-10045	Bolt				4				
6-1	70000-28400	Bolt (D=251AC0190-)				4			↑	
6	0024-10045	Bolt				4				DRP
7	0000-70010	Washer, lock (A=-241AC1947)(B=-241AC1947)(C=-241AC1947)	8	8	8					
	0000-50010	Washer, lock	8	8	8					DRP

Note :

Fig.3620A LIFT BRACKET [Pm]

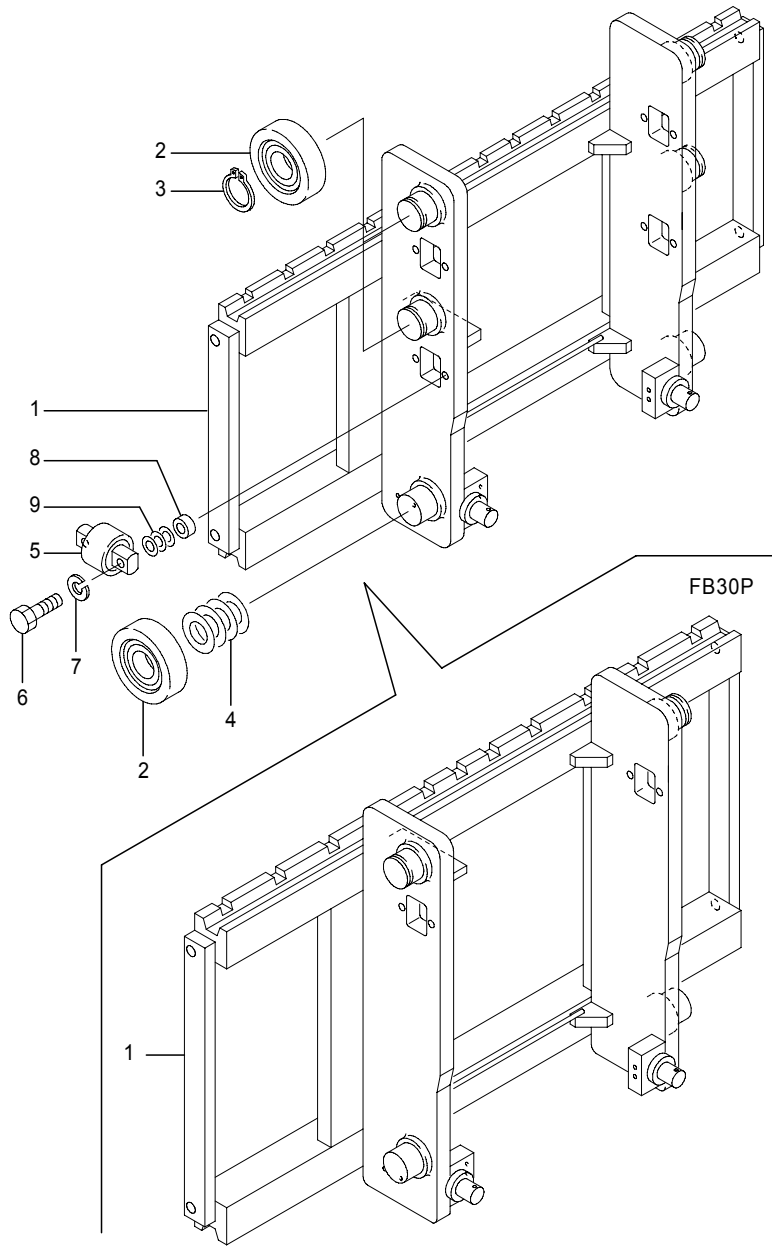


Fig.3620A LIFT BRACKET [Pm]

(A)=FB20P (D)=FB30P  
 (B)=FB25P (E)=  
 (C)=FB28P (F)=

No.	Parts No.	Parts Name	(A)	(B)	(C)	(D)	(E)	(F)	i/a	Remarks
7	0000-70010	Washer, lock (D=-251AC0189)							4	
	0000-50010	Washer, lock							4	DRP
8	4660-64661	Spacer	8	8	8					t9.0
	4660-64661	Spacer							4	t9.0
9	4220-67651	Spacer	AR	AR	AR	AR				t0.2
	4220-67661	Spacer	AR	AR	AR	AR				t1.0
	4624-65241	Spacer	AR	AR	AR	AR				t2.0

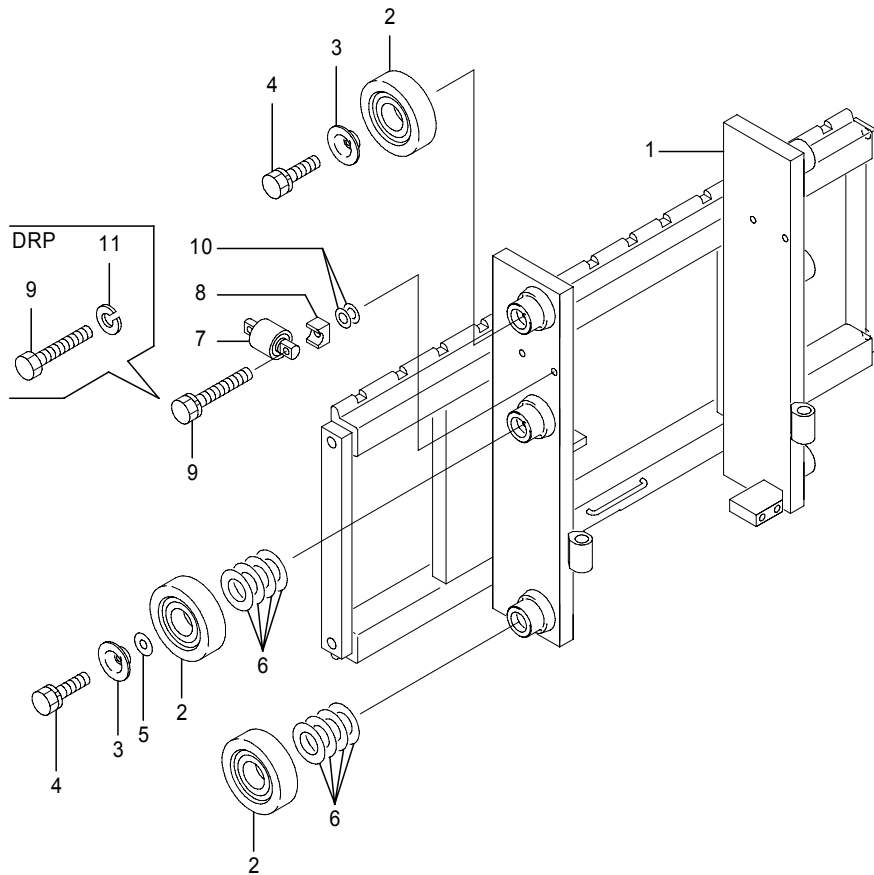
Note :



Fig.3620B LIFT BRACKET [Pm]  
FB20P/25P(241AC7134-)

Fig.3620B LIFT BRACKET [Pm]  
FB20P/25P(241AC7134-)

(A)=FB20P (D)=FB30P  
(B)=FB25P (E)=  
(C)=FB28P (F)=



No.	Parts No.	Parts Name	(A)	(B)	(C)	(D)	(E)	(F)	i/a	Remarks
1	52006-28343	Bracket comp., lift	1	1						
	52006-33684	Bracket comp., lift	1	1						w/LASER POINTER
2	70001-32390	Roller	6	6						
	70001-32400	Roller	(6)	(6)						
	70001-32410	Roller	(6)	(6)						
3	52006-28550	Stopper, roller	4	4						
4	0017-08016	Bolt, w/washer	4	4						
5	4522-40430	Shim, pad	4	4						
6	4341-67640	Shim	AR	AR						t0.2
	4341-67340	Shim	AR	AR						t0.5
	4341-67350	Shim	AR	AR						t1.0
	4341-67360	Shim	AR	AR						t2.0
7	70001-32420	Roller, side	2	2						
8	52006-28570	Bracket, side roller	4	4						
9	70000-28400	Bolt, w/washer	4	4						
	0024-10045	Bolt	4	4						DRP
10	52006-28600	Shim	AR	AR						t1.0
	52006-28610	Shim	AR	AR						t0.5
11	0000-50010	Washer, lock	4	4						DRP

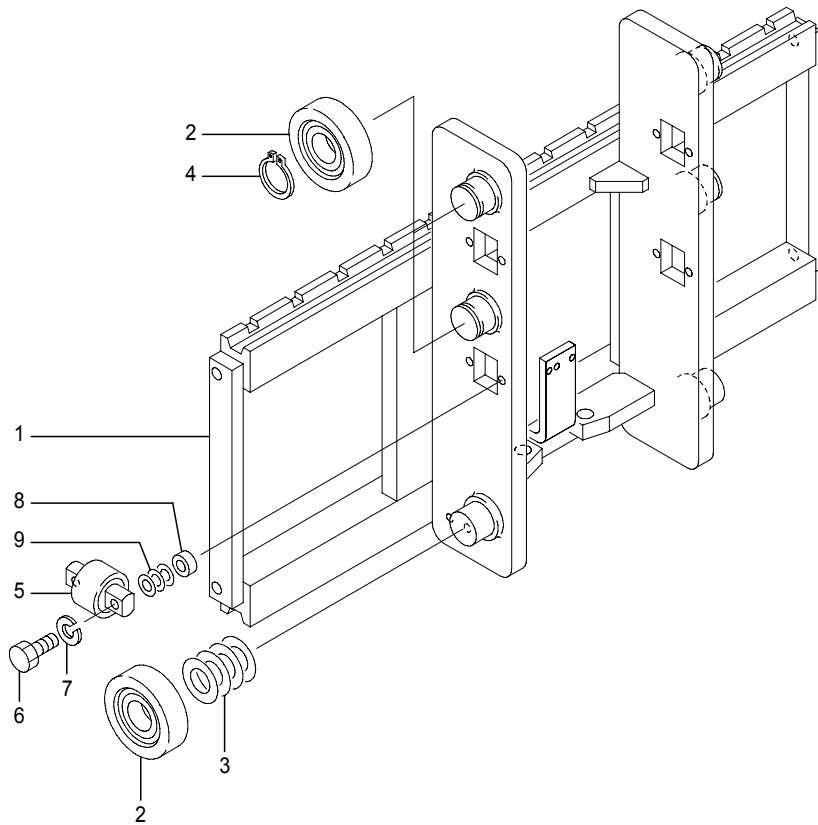
Note :

Fig.3620C LIFT BRACKET [Mm]

Fig.3620C LIFT BRACKET [Mm]

(A)=FB20P (D)=FB30P  
 (B)=FB25P (E)=  
 (C)=FB28P (F)=

No.	Parts No.	Parts Name	(A)	(B)	(C)	(D)	(E)	(F)	i/a	Remarks
1	52001-17770	Bracket comp., lift	1	1						
	52001-17780	Bracket comp., lift			1					
1-1	52001-17781	Bracket comp., lift (C=241AC4654-)			1				↑	
1	52001-17790	Bracket comp., lift				1				
1-1	52001-17791	Bracket comp., lift (D=251AC0589-)				1			↑	
2	31220-10600	Roller	6	6	6	6				
	70001-05480	Roller	(6)	(6)	(6)	(6)				
3	4341-67640	Shim	AR	AR	AR	AR				t0.2
	4341-67340	Shim	AR	AR	AR	AR				t0.5
	4341-67350	Shim	AR	AR	AR	AR				t1.0
	4341-67360	Shim	AR	AR	AR	AR				t2.0
4	0000-84045	Ring, snap	4	4	4	4				
5	70000-16250	Roller, side	4	4	4	4				
	70000-16280	Roller, side	(4)	(4)	(4)	(4)				
6	0020-10045	Bolt	8	8	8	8				
6-1	70000-28400	Bolt, w/washer (A=241AC1948-)(B=241AC1948-)(C=241AC1948-)(D=251AC0190-)	8	8	8	8			↑	
6	0024-10045	Bolt	8	8	8	8				DRP
7	0000-70010	Washer, lock (A=-241AC1947)(B=-241AC1947)(C=-241AC1947)(D=-251AC0189)	8	8	8	8				
	0000-50010	Washer, lock	8	8	8	8				DRP
8	4660-64661	Spacer	8	8	8	8				t9.0
9	4220-67651	Spacer	AR	AR	AR	AR				t0.2
	4220-67661	Spacer	AR	AR	AR	AR				t1.0
	4624-65241	Spacer	AR	AR	AR	AR				t2.0

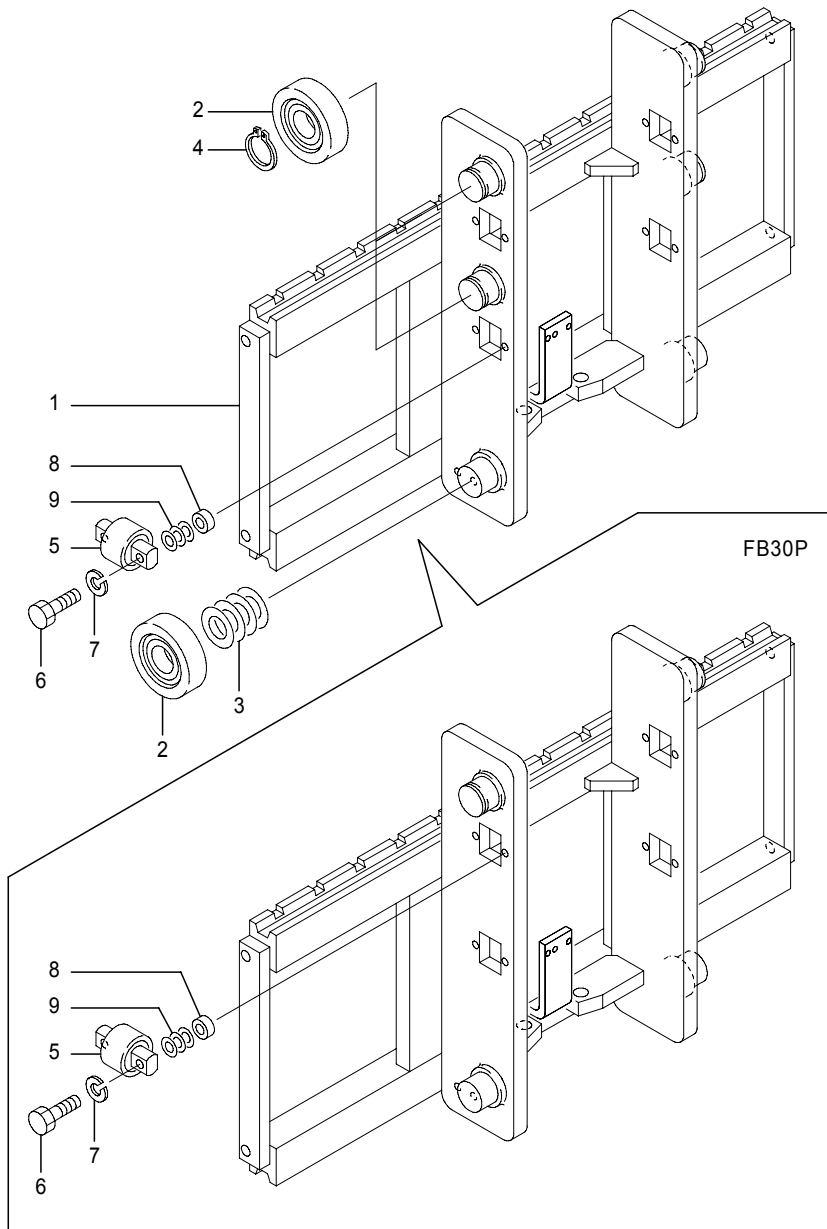


Note :

Fig.3620D LIFT BRACKET [Fm]

Fig.3620D LIFT BRACKET [Fm]

(A)=FB20P (D)=FB30P  
 (B)=FB25P (E)=  
 (C)=FB28P (F)=



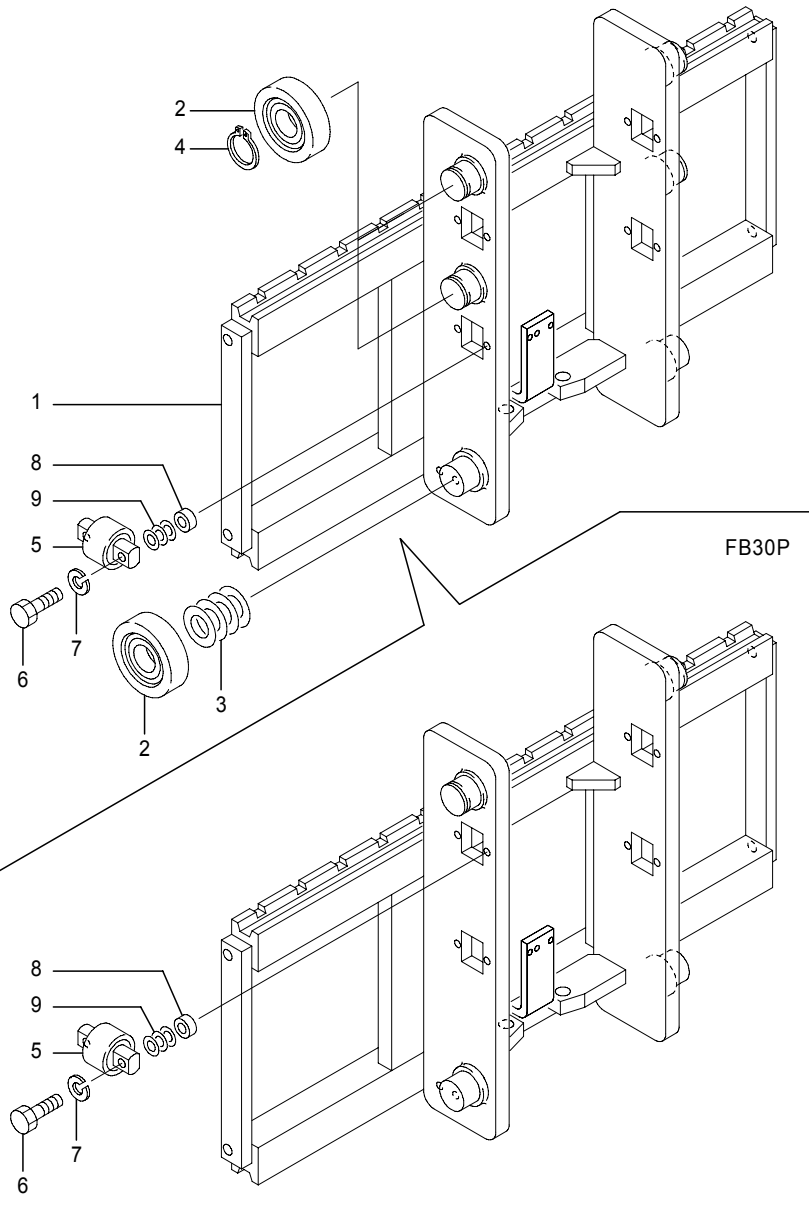
No.	Parts No.	Parts Name	(A)	(B)	(C)	(D)	(E)	(F)	i/a	Remarks
1	52001-21260	Bracket comp., lift	1	1						
1-1	52001-21261 (A=241AC1864-)(B=241AC1864-)	Bracket comp., lift	1	1					↑	
1	52001-21280	Bracket comp., lift				1				
1-1	52001-21281 (C=241AC1864-)	Bracket comp., lift				1			↑	
1-2	52001-21282 (C=241AC4654-)	Bracket comp., lift				1			↑	
1	52001-21300	Bracket comp., lift					1			
1-1	52001-21301 (D=251AC0183-)	Bracket comp., lift					1		↑	
1-2	52001-21302 (D=251AC0589-)	Bracket comp., lift					1		↑	
2	31220-10600	Roller	6	6	6					
	70001-05480	Roller	(6)	(6)	(6)					
	31220-10600	Roller						4		
	70001-05480	Roller						(4)		
3	4341-67640	Shim	AR	AR	AR	AR				t0.2
	4341-67340	Shim	AR	AR	AR	AR				t0.5
	4341-67350	Shim	AR	AR	AR	AR				t1.0
	4341-67360	Shim	AR	AR	AR	AR				t2.0
4	0000-84045	Ring, snap	4	4	4					
	0000-84045	Ring, snap						2		
5	70000-16250	Roller, side	4	4	4					
	70000-16280	Roller, side	(4)	(4)	(4)					
	70000-16250	Roller, side						2		
	70000-16280	Roller, side						(2)		
6	0020-10045	Bolt	8	8	8					
6-1	70000-28400 (A=241AC1948-)(B=241AC1948-)(C=241AC1948-)	Bolt, w/washer	8	8	8				↑	
6	0024-10045	Bolt	8	8	8					DRP
	0020-10045	Bolt						4		
6-1	70000-28400 (D=251AC0190-)	Bolt, w/washer						4	↑	

Note :

Fig.3620D LIFT BRACKET [Fm]

Fig.3620D LIFT BRACKET [Fm]

(A)=FB20P (D)=FB30P  
 (B)=FB25P (E)=  
 (C)=FB28P (F)=



No.	Parts No.	Parts Name	(A)	(B)	(C)	(D)	(E)	(F)	i/a	Remarks
7	0000-70010	Washer, lock	8	8	8					
	(A=-241AC1947)(B=-241AC1947)(C=-241AC1947)									
	0000-50010	Washer, lock	8	8	8					DRP
	0000-70010	Washer, lock						4		
	(D=-251AC0189)									
	0000-50010	Washer, lock						4		DRP
8	4660-64661	Spacer	8	8	8	8				t9.0
9	4220-67651	Spacer	AR	AR	AR	AR				t0.2
	4220-67661	Spacer	AR	AR	AR	AR				t1.0
	4624-65241	Spacer	AR	AR	AR	AR				t2.0

Note :

Fig.3630A FORK  
FB20P/25P[Std/CS/FCS/DP/RP]

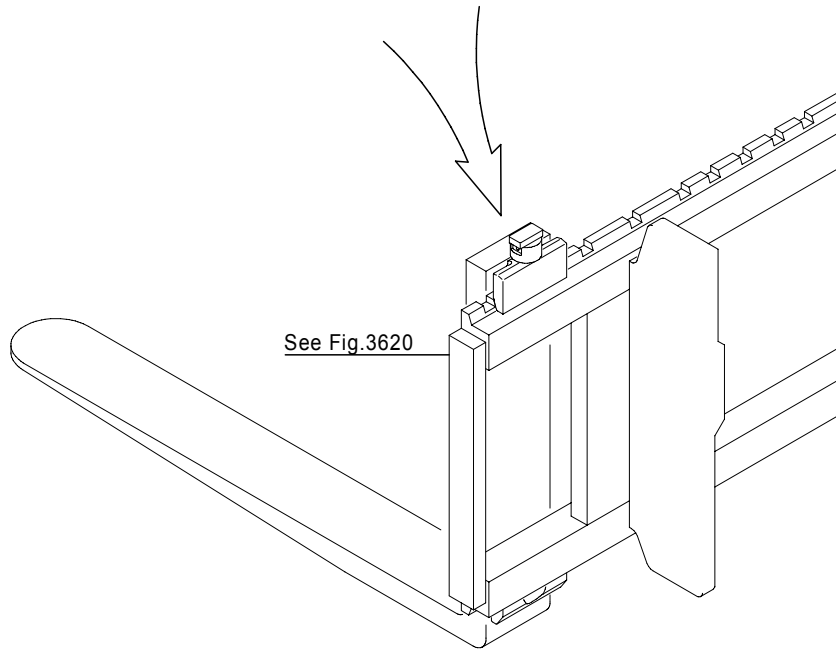
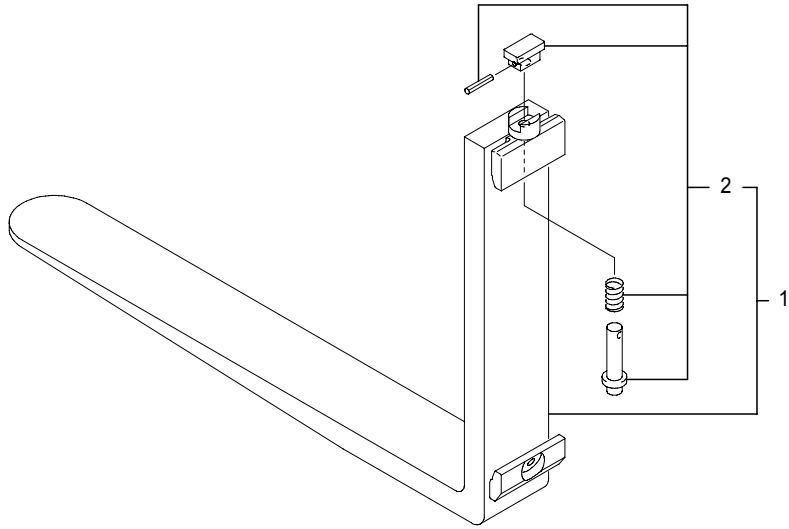


Fig.3630A FORK  
FB20P/25P[Std/CS/FCS/DP/RP]

(A)=FB20P (D)=FB30P  
(B)=FB25P (E)=  
(C)=FB28P (F)=

No.	Parts No.	Parts Name	(A)	(B)	(C)	(D)	(E)	(F)	i/a	Remarks
1	14705-57850	Fork ass'y		2						t36,L=850
	14705-57860	Fork ass'y		2						t36,L=920,Std
	14705-57870	Fork ass'y		2						t36,L=1000
	14705-57880	Fork ass'y		2						t36,L=1070
	14705-57430	Fork ass'y		2	2					t40,L=850
	14705-57440	Fork ass'y		2	2					t40,L=920,FB25P-Std
	14705-57450	Fork ass'y		2	2					t40,L=1000
	14705-57460	Fork ass'y		2	2					t40,L=1070
	14705-57470	Fork ass'y		2	2					t40,L=1150
	14705-57480	Fork ass'y		2	2					t40,L=1220
	14705-65290	Fork ass'y		2	2					t45,L=1370
	14705-65300	Fork ass'y		2	2					t45,L=1520
	14705-65310	Fork ass'y		2	2					t45,L=1670
	14705-65320	Fork ass'y		2	2					t45,L=1820
	14705-65330	Fork ass'y		2	2					t45,L=1970
	14705-64450	Fork ass'y		2	2					t45,L=2120
	14705-64460	Fork ass'y		2	2					t50,L=2300
2	14705-57190	Pin comp., set		2	2					

Note :

Fig.3630B FORK  
FB20P/25P,[DRP]

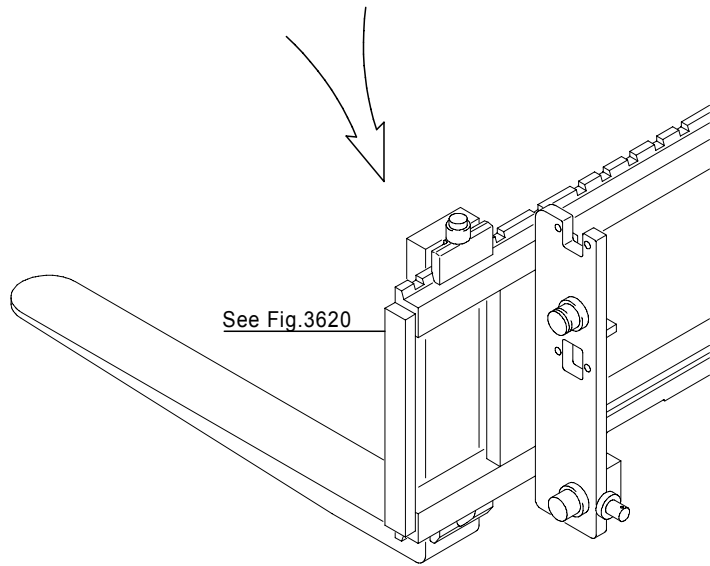
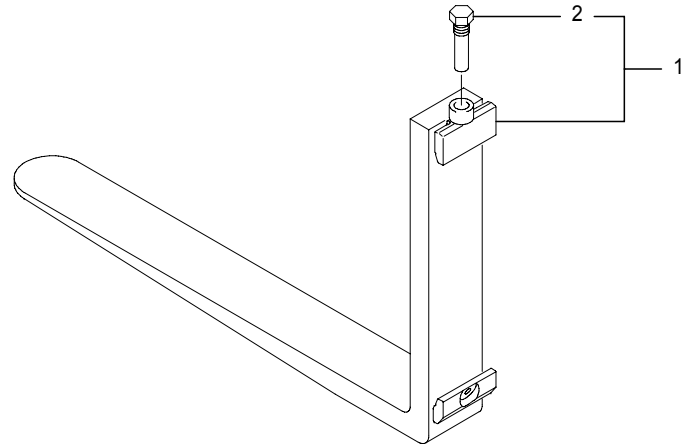


Fig.3630B FORK  
FB20P/25P,[DRP]

(A)=FB20P (D)=FB30P  
(B)=FB25P (E)=  
(C)=FB28P (F)=

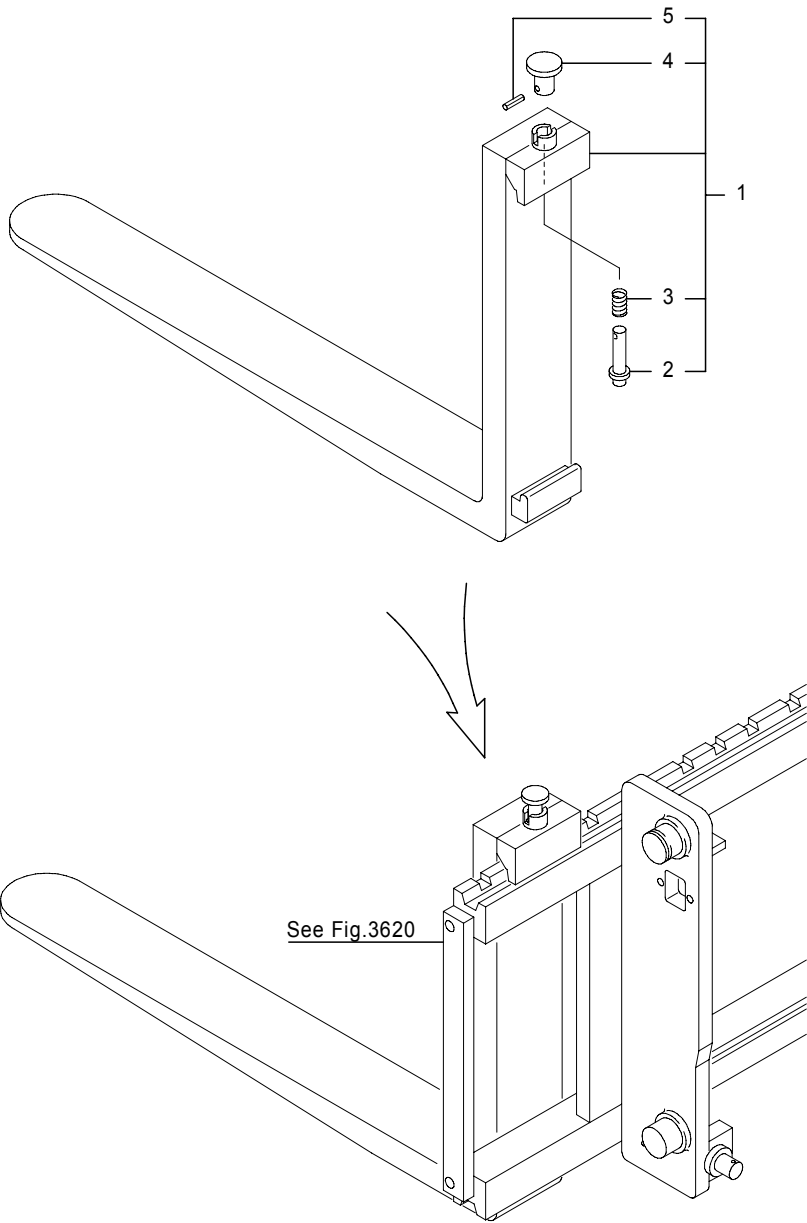
No.	Parts No.	Parts Name	(A)	(B)	(C)	(D)	(E)	(F)	i/a	Remarks
1	14705-65760	Fork ass'y	2	2						L=850
	14705-65770	Fork ass'y	2	2						L=920,Std
	14705-65780	Fork ass'y	2	2						L=1000
	14705-65790	Fork ass'y	2	2						L=1070
	14705-65800	Fork ass'y	2	2						L=1150
	14705-65810	Fork ass'y	2	2						L=1220
	14705-65820	Fork ass'y	2	2						L=1370
	14705-65830	Fork ass'y	2	2						L=1520
	14705-65840	Fork ass'y	2	2						L=1670
	14705-65850	Fork ass'y	2	2						L=1820
	14705-65860	Fork ass'y	2	2						L=1970
	14705-65870	Fork ass'y	2	2						L=2120
	14705-65880	Fork ass'y	2	2						L=2300
2	14705-66030	Bolt, set	2	2						

Note :

Fig.3630C FORK  
FB28P/30P[Std/CS/FCS/DP/RP]

Fig.3630C FORK  
FB28P/30P[Std/CS/FCS/DP/RP]

(A)=FB20P (D)=FB30P  
(B)=FB25P (E)=  
(C)=FB28P (F)=



No.	Parts No.	Parts Name	(A)	(B)	(C)	(D)	(E)	(F)	i/a	Remarks
1	14704-69850	Fork ass'y				2	2			L=920
	14704-69860	Fork ass'y				2	2			L=1000
	14704-69870	Fork ass'y				2	2			L=1070,Std
	14704-69880	Fork ass'y				2	2			L=1150
	14704-69890	Fork ass'y				2	2			L=1220
	14704-69900	Fork ass'y				2	2			L=1370
	14704-69910	Fork ass'y				2	2			L=1520
	14704-69920	Fork ass'y				2	2			L=1670
	14704-69930	Fork ass'y				2	2			L=1820
	14704-69940	Fork ass'y				2	2			L=1970
	14706-07620	Fork ass'y				2	2			L=2060
	14704-69950	Fork ass'y				2	2			L=2120
	14705-61480	Fork ass'y				2	2			L=2200
	14704-69960	Fork ass'y				2	2			L=2270
	52000-22960	Fork ass'y				2	2			L=2300
	52001-73620	Fork ass'y				2	2			L=2600
	52002-07530	Fork ass'y				2	2			L=2500
	52003-56350	Fork ass'y				2	2			L=2100
	52003-93170	Fork ass'y				2	2			L=2000
	52004-89030	Fork ass'y				2	2			L=1440
	52005-58640	Fork ass'y				2	2			L=1700
	52006-06340	Fork ass'y				2	2			L=2400
	52006-64050	Fork ass'y				2	2			L=1900
2	4341-65280	Pin				2	2			
3	4311-65350	Spring				2	2			
4	4311-65340	Grip				2	2			
5	0303-04032	Pin, spring				2	2			

Note :

Fig.3630D FORK  
FB28P/30P,[DRP]

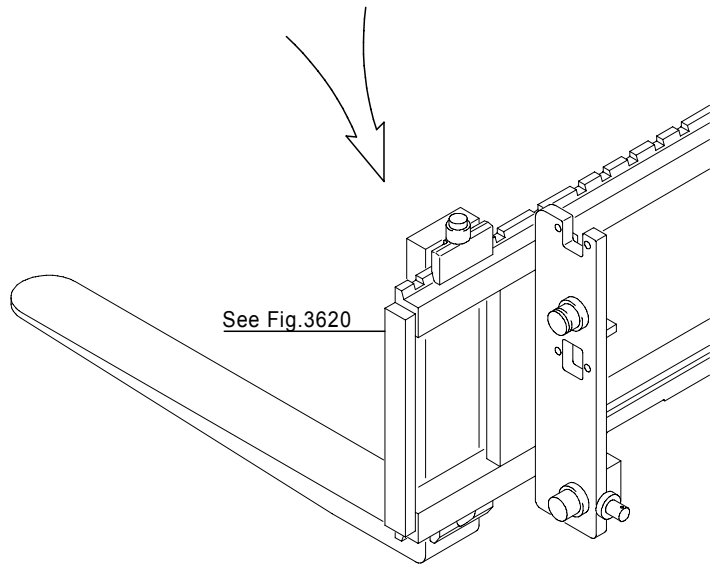
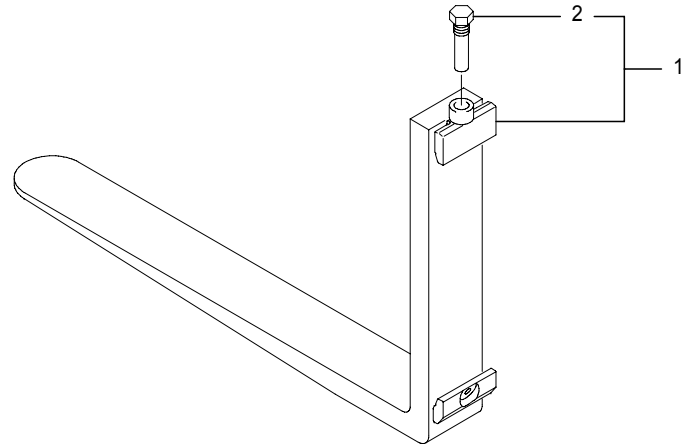


Fig.3630D FORK  
FB28P/30P,[DRP]

(A)=FB20P (D)=FB30P  
(B)=FB25P (E)=  
(C)=FB28P (F)=

No.	Parts No.	Parts Name	(A)	(B)	(C)	(D)	(E)	(F)	i/a	Remarks
1	14705-65890	Fork ass'y				2	2			L=920
	14705-65900	Fork ass'y				2	2			L=1000
	14705-65910	Fork ass'y				2	2			L=1070,Std
	14705-65920	Fork ass'y				2	2			L=1150
	14705-65930	Fork ass'y				2	2			L=1220
	14705-65940	Fork ass'y				2	2			L=1370
	14705-65950	Fork ass'y				2	2			L=1520
	14705-65960	Fork ass'y				2	2			L=1670
	14705-65970	Fork ass'y				2	2			L=1820
	14705-65980	Fork ass'y				2	2			L=1970
	14705-65990	Fork ass'y				2	2			L=2120
	14705-66000	Fork ass'y				2	2			L=2200
	14705-66010	Fork ass'y				2	2			L=2270
2	14701-11230	Bolt, set				2	2			

Note :



Fig.3640A BACKREST  
[Std/CS/FCS/DP/RP]

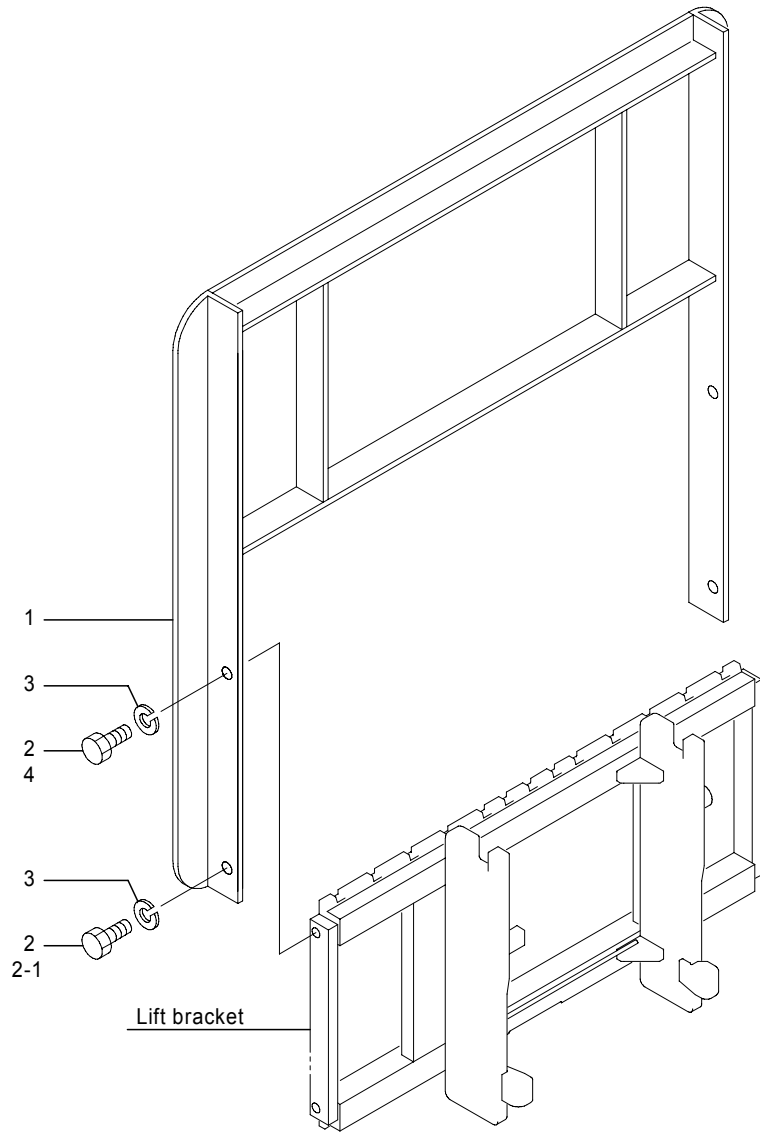


Fig.3640A BACKREST  
[Std/CS/FCS/DP/RP]

(A)=FB20P (D)=FB30P  
(B)=FB25P (E)=  
(C)=FB28P (F)=

No.	Parts No.	Parts Name	(A)	(B)	(C)	(D)	(E)	(F)	i/a	Remarks
1	14706-06990	Backrest	1	1						H=800
1-1	14706-06991	Backrest (A=241AC5441-)(B=241AC5441-)	1	1					↑	H=800
1	14705-14400	Backrest	1	1						H=900
1-1	14705-14401	Backrest (A=241AC5441-)(B=241AC5441-)	1	1					↑	H=900
1	14705-14410	Backrest	1	1						H=1000,Std
1-1	14705-14411	Backrest (A=241AC5441-)(B=241AC5441-)	1	1					↑	H=1000,Std
1	14705-14420	Backrest	1	1						H=1050
1-1	14705-14421	Backrest (A=241AC5441-)(B=241AC5441-)	1	1					↑	H=1050
1	14705-14430	Backrest	1	1						H=1100
1-1	14705-14431	Backrest (A=241AC5441-)(B=241AC5441-)	1	1					↑	H=1100
1	14705-14440	Backrest	1	1						H=1150
1-1	14705-14441	Backrest (A=241AC5441-)(B=241AC5441-)	1	1					↑	H=1150
1	14705-14450	Backrest	1	1						H=1200
1-1	14705-14451	Backrest (A=241AC5441-)(B=241AC5441-)	1	1					↑	H=1200
1	14705-14460	Backrest	1	1						H=1250
1-1	14705-14461	Backrest (A=241AC5441-)(B=241AC5441-)	1	1					↑	H=1250
1	14705-14470	Backrest	1	1						H=1300
1-1	14705-14471	Backrest (A=241AC5441-)(B=241AC5441-)	1	1					↑	H=1300
1	14705-14480	Backrest	1	1						H=1350
1-1	14705-14481	Backrest (A=241AC5441-)(B=241AC5441-)	1	1					↑	H=1350
1	14705-14490	Backrest	1	1						H=1400
1-1	14705-14491	Backrest (A=241AC5441-)(B=241AC5441-)	1	1					↑	H=1400
1	14705-14500	Backrest	1	1						H=1450

Note :

Fig.3640A BACKREST  
[Std/CS/FCS/DP/RP]

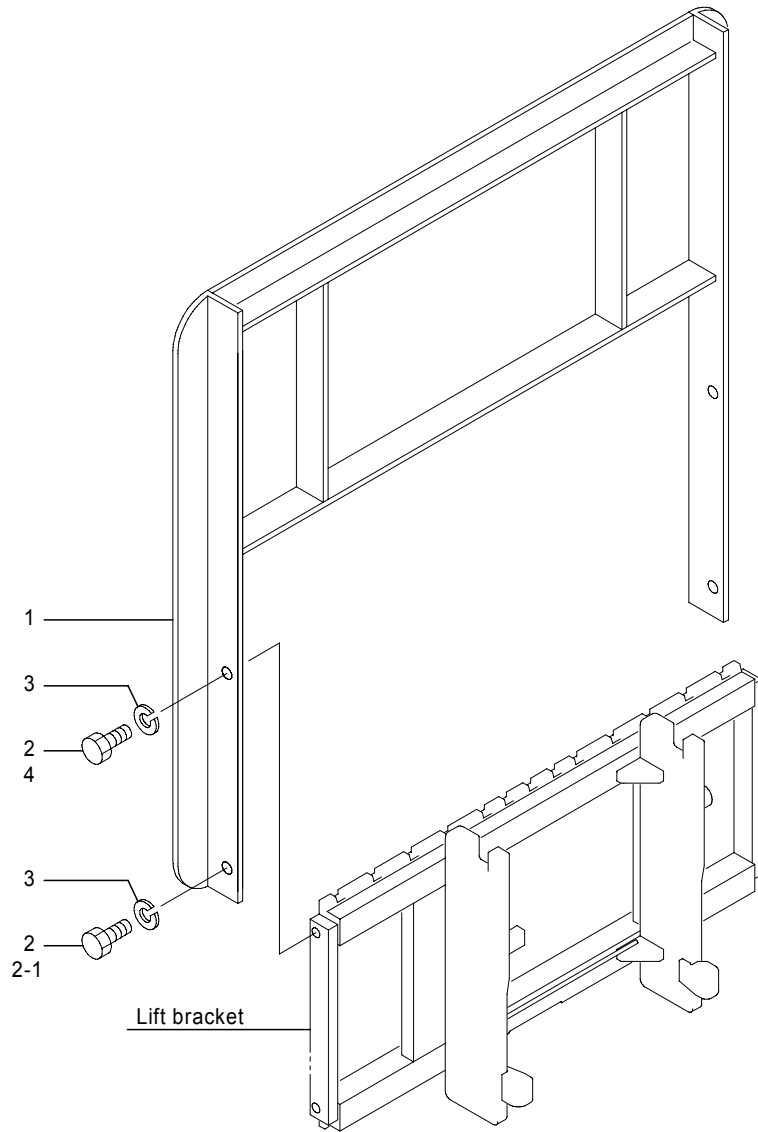


Fig.3640A BACKREST  
[Std/CS/FCS/DP/RP]

(A)=FB20P (D)=FB30P  
(B)=FB25P (E)=  
(C)=FB28P (F)=

No.	Parts No.	Parts Name	(A)	(B)	(C)	(D)	(E)	(F)	i/a	Remarks
1-1	14705-14501	Backrest (A=241AC5441-)(B=241AC5441-)	1	1					↑	H=1450
1	14705-14510	Backrest	1	1						H=1500
1-1	14705-14511	Backrest (A=241AC5441-)(B=241AC5441-)	1	1					↑	H=1500
1	14705-14520	Backrest	1	1						H=1550
1-1	14705-14521	Backrest (A=241AC5441-)(B=241AC5441-)	1	1					↑	H=1550
1	14705-14530	Backrest	1	1						H=1600
1-1	14705-14531	Backrest (A=241AC5441-)(B=241AC5441-)	1	1					↑	H=1600
1	52001-48970	Backrest			1	1				H=900
1-1	52001-48971	Backrest (C=241AC5441-)(D=251AC0742-)			1	1			↑	H=900
1	14705-14540	Backrest			1	1				H=1000,Std
1-1	14705-14541	Backrest (C=241AC5441-)(D=251AC0742-)			1	1			↑	H=1000,Std
1	14705-14550	Backrest			1	1				H=1050
1-1	14705-14551	Backrest (C=241AC5441-)(D=251AC0742-)			1	1			↑	H=1050
1	14705-14560	Backrest			1	1				H=1100
1-1	14705-14561	Backrest (C=241AC5441-)(D=251AC0742-)			1	1			↑	H=1100
1	14705-14570	Backrest			1	1				H=1150
1-1	14705-14571	Backrest (C=241AC5441-)(D=251AC0742-)			1	1			↑	H=1150
1	14705-14580	Backrest			1	1				H=1200
1-1	14705-14581	Backrest (C=241AC5441-)(D=251AC0742-)			1	1			↑	H=1200
1	14705-14590	Backrest			1	1				H=1250
1-1	14705-14591	Backrest (C=241AC5441-)(D=251AC0742-)			1	1			↑	H=1250
1	14705-14600	Backrest			1	1				H=1300
1-1	14705-14601	Backrest (C=241AC5441-)(D=251AC0742-)			1	1			↑	H=1300

Note :

Fig.3640A BACKREST  
[Std/CS/FCS/DP/RP]

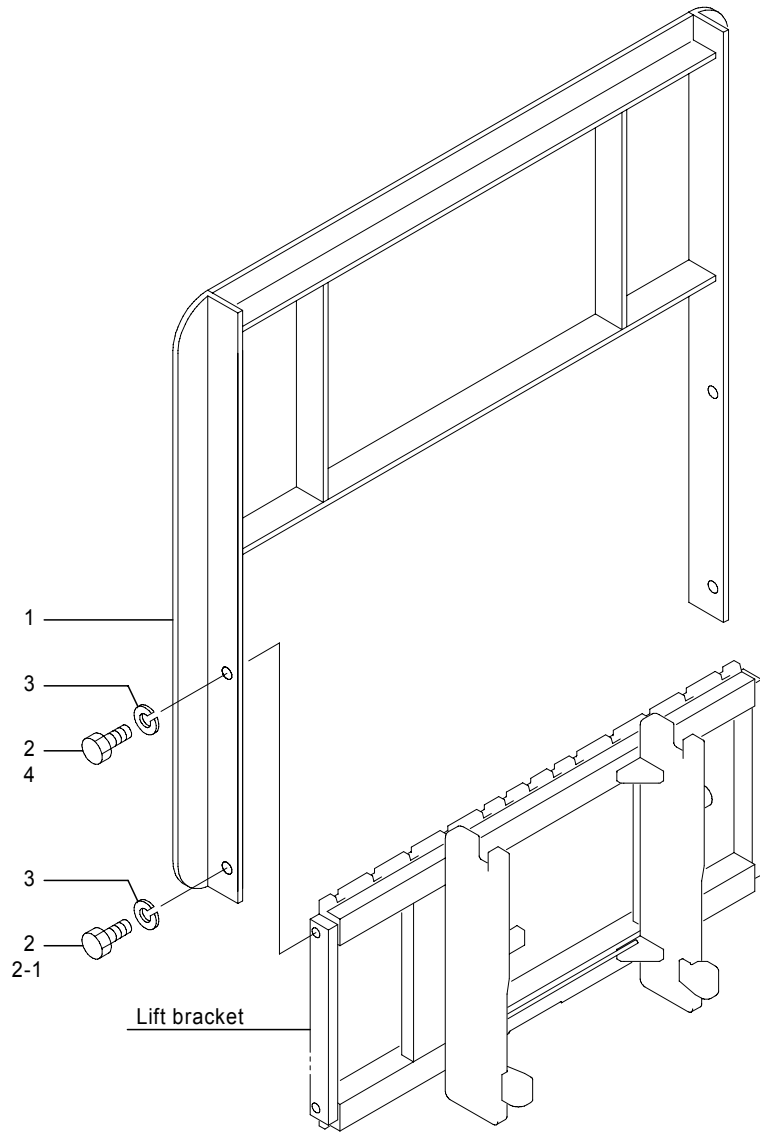


Fig.3640A BACKREST  
[Std/CS/FCS/DP/RP]

(A)=FB20P (D)=FB30P  
(B)=FB25P (E)=  
(C)=FB28P (F)=

No.	Parts No.	Parts Name	(A)	(B)	(C)	(D)	(E)	(F)	i/a	Remarks
1	14705-14610	Backrest				1	1			H=1350
1-1	14705-14611	Backrest (C=241AC5441-)(D=251AC0742-)				1	1		↑	H=1350
1	14705-14620	Backrest				1	1			H=1400
1-1	14705-14621	Backrest (C=241AC5441-)(D=251AC0742-)				1	1		↑	H=1400
1	14705-14630	Backrest				1	1			H=1450
1-1	14705-14631	Backrest (C=241AC5441-)(D=251AC0742-)				1	1		↑	H=1450
1	14705-14640	Backrest				1	1			H=1500
1-1	14705-14641	Backrest (C=241AC5441-)(D=251AC0742-)				1	1		↑	H=1500
1	14705-14650	Backrest				1	1			H=1550
1-1	14705-14651	Backrest (C=241AC5441-)(D=251AC0742-)				1	1		↑	H=1550
1	14705-14660	Backrest				1	1			H=1600
1-1	14705-14661	Backrest (C=241AC5441-)(D=251AC0742-)				1	1		↑	H=1600
2	0020-16025	Bolt	4	4	4	4				
2-1	0020-16025	Bolt (A=241AC5441-)(B=241AC5441-)	2	2					×	
	0020-16030	Bolt (C=241AC5441-)(D=251AC0742-)			2	2			×	
2	0024-16025	Bolt	4	4	4	4				CS/FCS/DP/RP
2-1	0024-16025	Bolt (A=241AC5441-)(B=241AC5441-)	2	2					×	CS/FCS/DP/RP
	0024-16030	Bolt (C=241AC5441-)(D=251AC0742-)			2	2			×	CS/FCS/DP/RP
3	0000-70016	Washer, lock	4	4	4	4				
3-1	0000-50016	Washer, lock (A=241AC5441-)(B=241AC5441-)(C=241AC5441-)(D=251AC0742-)	4	4	4	4			×	CS/FCS/DP/RP
4	0020-16030	Bolt (A=241AC5441-)(B=241AC5441-)	2	2						
	0020-16035	Bolt (C=241AC5441-)(D=251AC0742-)			2	2				

Note :

Fig.3640A BACKREST  
[Std/CS/FCS/DP/RP]

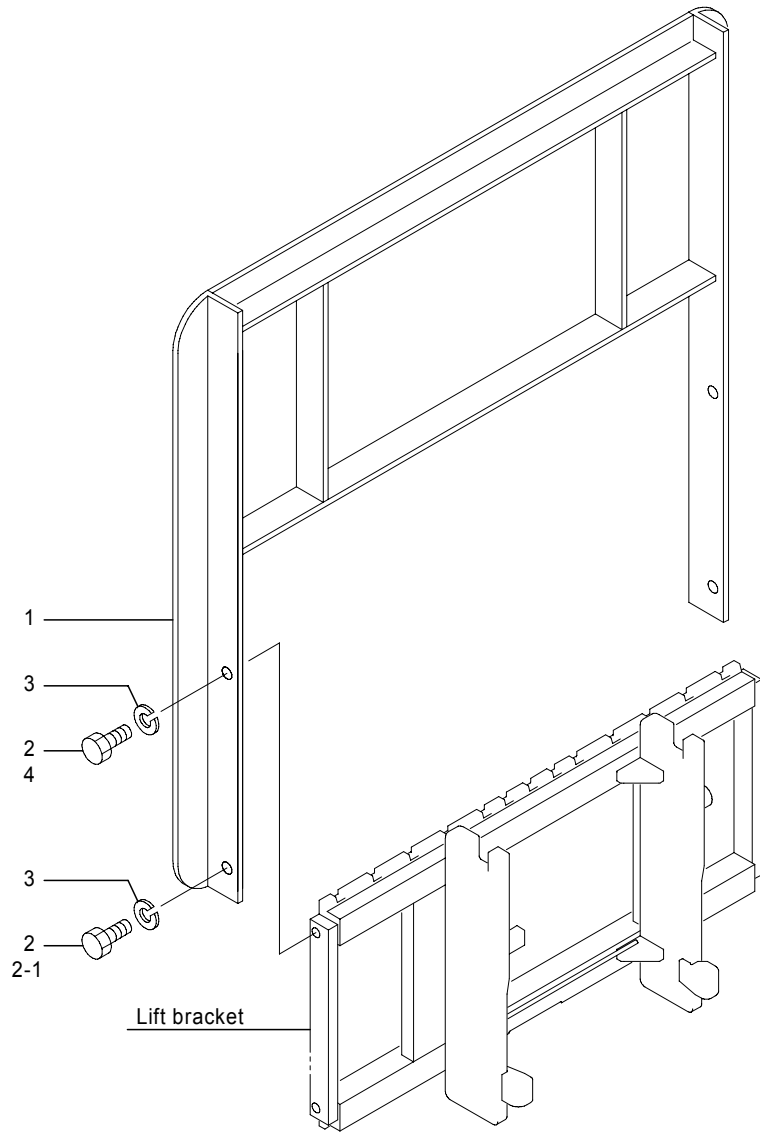


Fig.3640A BACKREST  
[Std/CS/FCS/DP/RP]

(A)=FB20P (D)=FB30P  
(B)=FB25P (E)=  
(C)=FB28P (F)=

No.	Parts No.	Parts Name	(A)	(B)	(C)	(D)	(E)	(F)	i/a	Remarks
4	0024-16030	Bolt (A=241AC5441-)(B=241AC5441-)	2	2						CS/FCS/DP/RP
	0024-16035	Bolt (C=241AC5441-)(D=251AC0742-)			2	2				CS/FCS/DP/RP

Note :

Fig.3640B BACKREST  
[DRP]

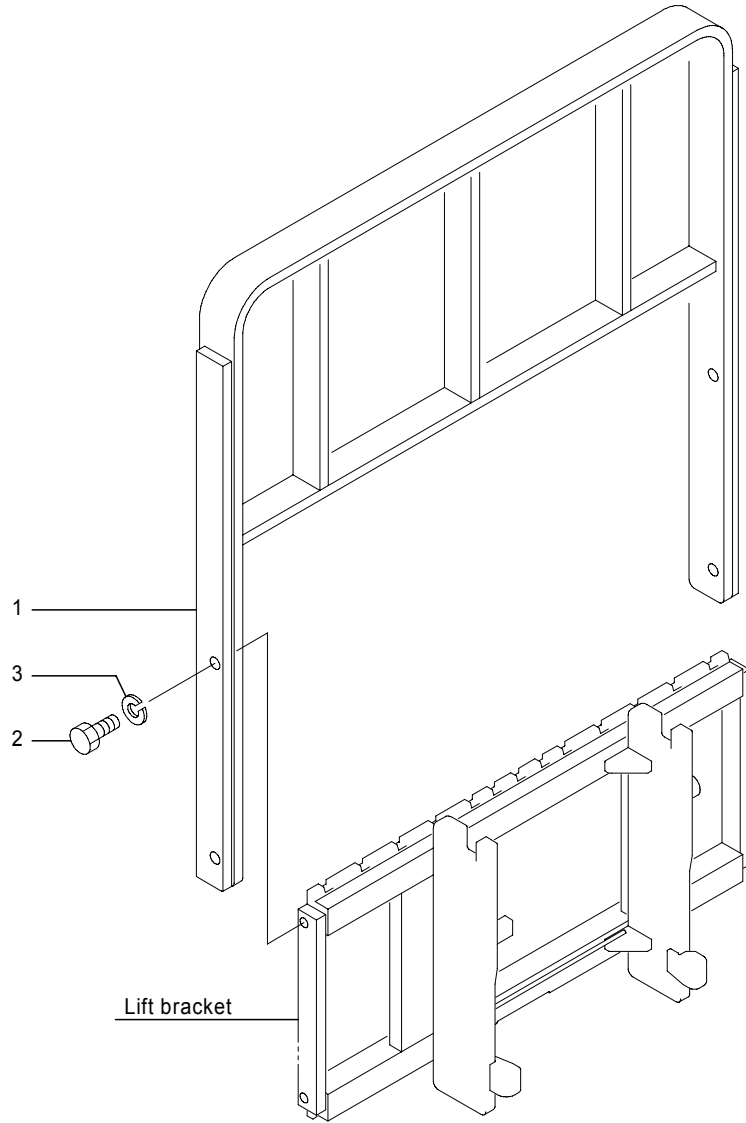


Fig.3640B BACKREST  
[DRP]

(A)=FB20P (D)=FB30P  
(B)=FB25P (E)=  
(C)=FB28P (F)=

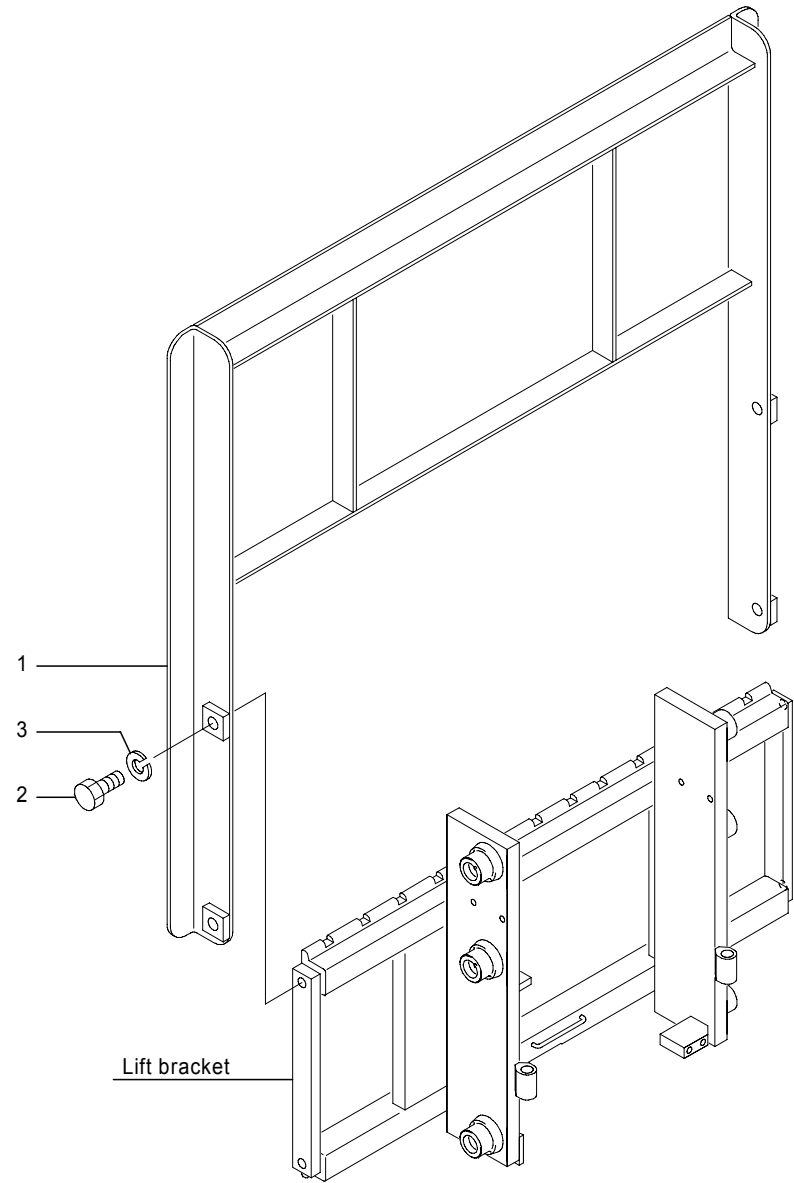
No.	Parts No.	Parts Name	(A)	(B)	(C)	(D)	(E)	(F)	i/a	Remarks
1	14703-18760	Backrest	1	1						H=1000,Std
	14703-18770	Backrest	1	1						H=1050
	14703-18780	Backrest	1	1						H=1100
	14703-18790	Backrest	1	1						H=1150
	14703-18800	Backrest	1	1						H=1200
	14703-18810	Backrest	1	1						H=1250
	14703-18820	Backrest	1	1						H=1300
	14703-18830	Backrest	1	1						H=1350
	14703-18840	Backrest	1	1						H=1400
	14703-18850	Backrest	1	1						H=1450
	14703-18860	Backrest	1	1						H=1500
	14703-18870	Backrest	1	1						H=1550
	14703-18880	Backrest			1	1				H=1000,Std
	14703-18890	Backrest			1	1				H=1050
	14703-18900	Backrest			1	1				H=1100
	14703-18910	Backrest			1	1				H=1150
	14703-18920	Backrest			1	1				H=1200
	14703-18930	Backrest			1	1				H=1250
	14703-18940	Backrest			1	1				H=1300
	14703-18950	Backrest			1	1				H=1350
	14703-18960	Backrest			1	1				H=1400
	14703-18970	Backrest			1	1				H=1450
	14703-18980	Backrest			1	1				H=1500
	14703-18990	Backrest			1	1				H=1550
2	0024-16050	Bolt	4	4	4	4				
3	0000-70016	Washer, lock	4	4	4	4				

Note :

Fig.3640C BACKREST  
 FB20P/25P(241AC7134-),[Std/CS/FCS/F/RP]

Fig.3640C BACKREST  
 FB20P/25P(241AC7134-),[Std/CS/FCS/F/RP]

(A)=FB20P (D)=FB30P  
 (B)=FB25P (E)=  
 (C)=FB28P (F)=



No.	Parts No.	Parts Name	(A)	(B)	(C)	(D)	(E)	(F)	i/a	Remarks
1	52006-60470	Backrest	1	1						H=800
	52006-60480	Backrest	1	1						H=900
	52006-28650	Backrest	1	1						H=1000,Std
	52006-60490	Backrest	1	1						H=1050
	52006-60500	Backrest	1	1						H=1100
	52006-60510	Backrest	1	1						H=1150
	52006-60520	Backrest	1	1						H=1200
	52006-60530	Backrest	1	1						H=1250
	52006-60540	Backrest	1	1						H=1300
	52006-60550	Backrest	1	1						H=1350
	52006-60560	Backrest	1	1						H=1400
	52006-60570	Backrest	1	1						H=1450
	52006-60580	Backrest	1	1						H=1500
	52006-60590	Backrest	1	1						H=1550
	52006-60600	Backrest	1	1						H=1600
2	0020-16030	Bolt	4	4						
	0024-16030	Bolt	4	4						CS/FCS/F/RP
3	0000-70016	Washer, lock	4	4						
	0000-50016	Washer, lock	4	4						CS/FCS/F/RP

Note :

Fig.3640D BACKREST  
FB20P/25P(241AC7134-),[DRP]

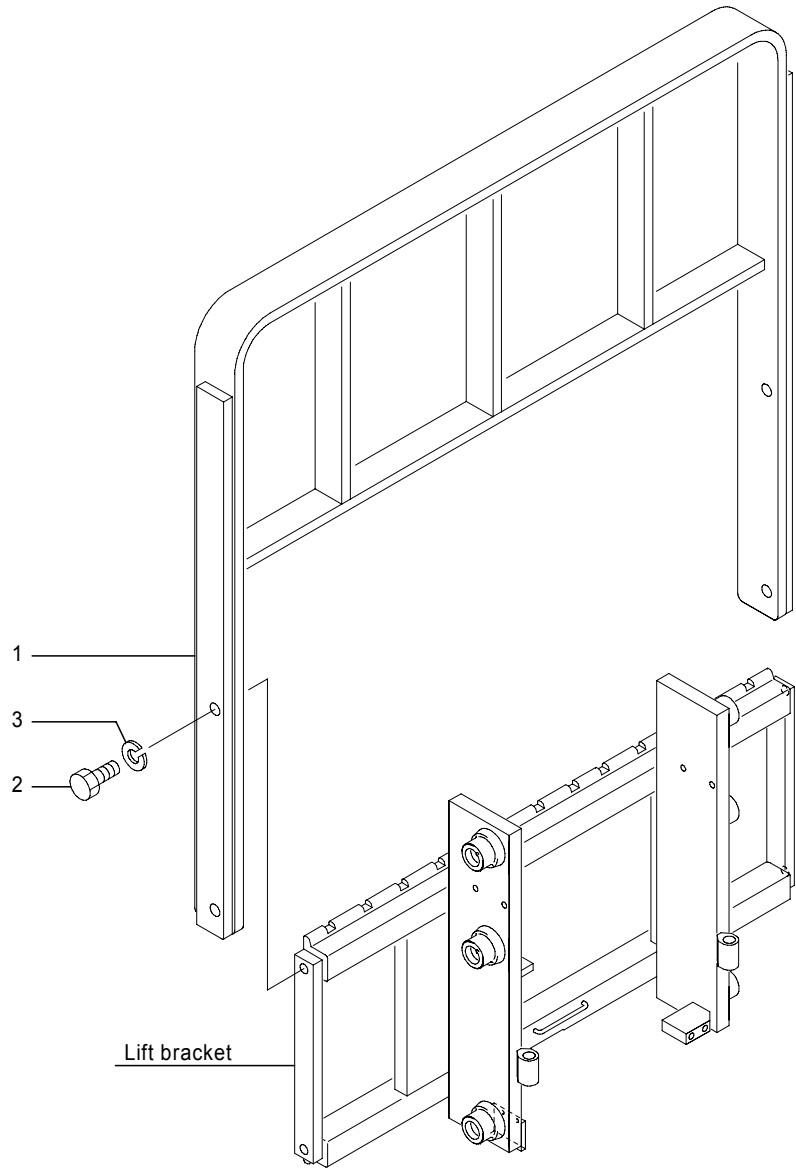


Fig.3640D BACKREST  
FB20P/25P(241AC7134-),[DRP]

(A)=FB20P (D)=FB30P  
(B)=FB25P (E)=  
(C)=FB28P (F)=

No.	Parts No.	Parts Name	(A)	(B)	(C)	(D)	(E)	(F)	i/a	Remarks
1	52006-59990	Backrest	1	1						H=1000,Std
	52006-60000	Backrest	1	1						H=1050
	52006-60010	Backrest	1	1						H=1100
	52006-60020	Backrest	1	1						H=1150
	52006-60030	Backrest	1	1						H=1200
	52006-60040	Backrest	1	1						H=1250
	52006-60050	Backrest	1	1						H=1300
	52006-60060	Backrest	1	1						H=1350
	52006-60070	Backrest	1	1						H=1400
	52006-60080	Backrest	1	1						H=1450
	52006-60090	Backrest	1	1						H=1500
	52006-60100	Backrest	1	1						H=1550
2	0024-16050	Bolt	4	4						
3	0000-50016	Washer, lock	4	4						

Note :

Fig.4071 TRACTION MOTOR  
FB20P-28P(32V),FB30P(48V)

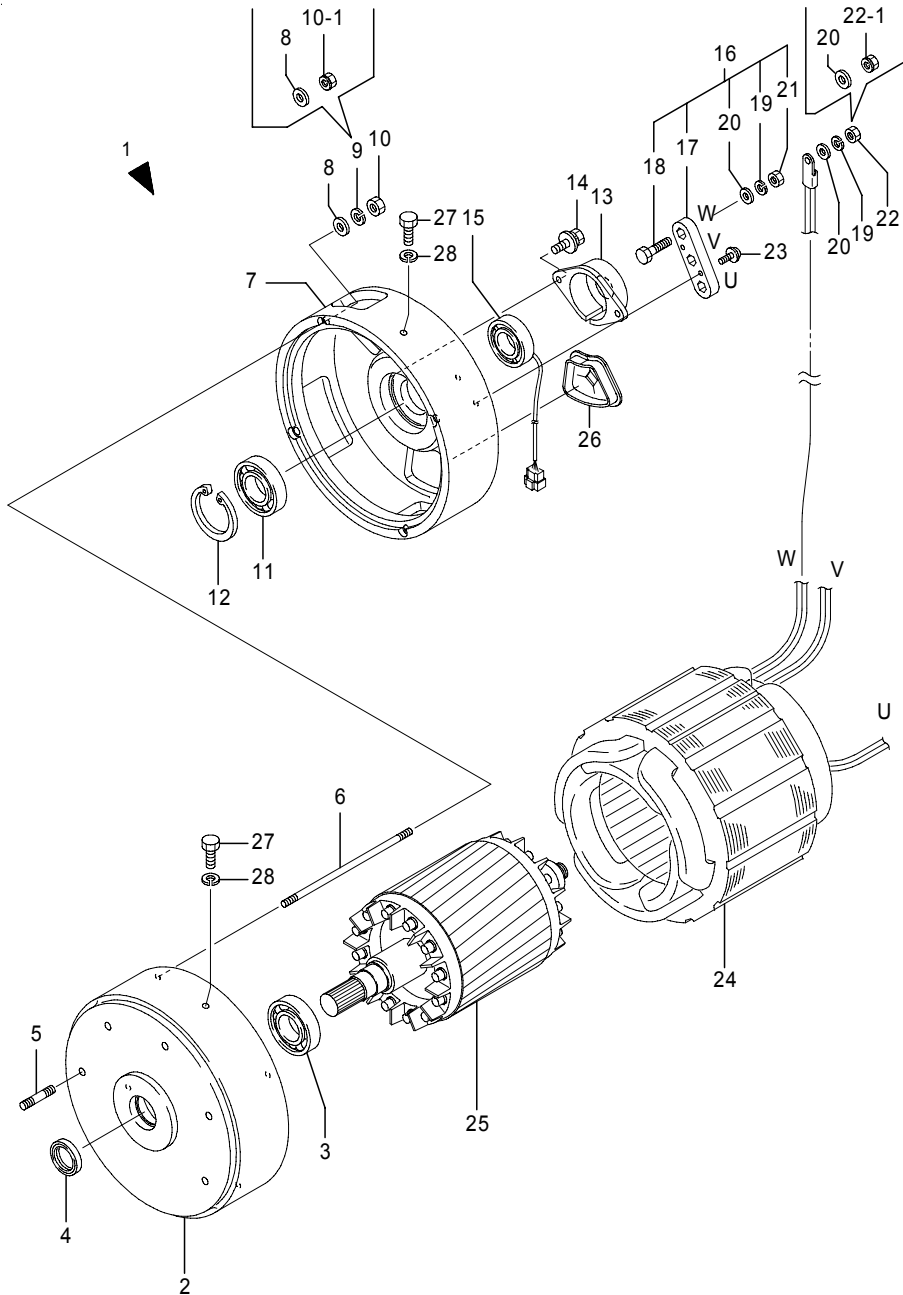


Fig.4071 TRACTION MOTOR  
FB20P-28P(32V),FB30P(48V)

(A)=FB20P (D)=FB30P  
(B)=FB25P (E)=  
(C)=FB28P (F)=

No.	Parts No.	Parts Name	(A)	(B)	(C)	(D)	(E)	(F)	i/a	Remarks
1	24150-03030	Motor ass'y	1	1	1					AT100E2,*1
1-1	24150-03031 (A=241AC2569-)(B=241AC2569-)(C=241AC2569-)	Motor ass'y	1	1	1				↙	AT100E2,*1
1	24150-04360	Motor ass'y	1	1	1					AT100E2A,*2,D
1-1	24150-04361 (A=241AC7340-)(B=241AC7340-)(C=241AC7340-)	Motor ass'y	1	1	1				↙	AT100E2A,*2,D
1	24150-03040	Motor ass'y				1				AT100E3,*3
	24150-04370	Motor ass'y				1				AT100E3A,*4,D
1-1	24150-04371 (D=251AC1078-)	Motor ass'y				1			↙	AT100E3A,*4,D
2	24150-01951	Cover(D), end	1	1	1	1				
3	31220-12150	Bearing, radial ball	1	1	1	1				
4	31840-09100	Seal, oil	1	1	1	1				
4-1	70001-10360 (A=241AC4431-)(B=241AC4431-)(C=241AC4431-)(D=251AC0535-)	Seal, oil	1	1	1	1			↗	
4-2	31840-09100 (A=241AC7340-)(B=241AC7340-)(C=241AC7340-)(D=251AC1078-)	Seal, oil	1	1	1	1			×	
5	24176-85190	Bolt, stud	5	5	5	5				
6	24150-01991	Bolt, stud	4	4	4	4				
7	24150-03051	Cover, end	1	1	1					
	24150-03061	Cover, end				1				
8	0000-72008	Washer, plain	4	4	4	4				
9	0000-70008 (A=-241AC7507)(B=-241AC7507)(C=-241AC7507)(D=-251AC1093)	Washer, lock	6	6	6	6				
10	0000-00008	Nut	6	6	6	6				
10-1	70000-59250 (A=241AC7508-)(B=241AC7508-)(C=241AC7508-)(D=251AC1094-)	Nut, spring	6	6	6	6			×	
11	31220-12150	Bearing, radial ball	1	1	1	1				
12	0000-85072	Ring, snap	1	1	1	1				
13	24150-03020	Housing, sensor	1	1	1	1				
14	0017-06016	Bolt, w/washer	2	2	2	2				
15	31220-12300	Bearing comp., sensor	1	1	1	1				
15-1	70000-78100 (A=221AC9084-)(B=221AC9084-)(C=221AC9084-)(D=221AC9084-)	Bearing comp., sensor	1	1	1	1			↙	

Note : \*1:10.0KW,32V,1500min-1,60min \*2:10.0KW,32V,1500min-1,30min  
\*3:10.0KW,48V,1500min-1,60min \*4:10.0KW,48V,1500min-1,30min  
Location:See fig.1150



Fig.4071 TRACTION MOTOR  
FB20P-28P(32V),FB30P(48V)

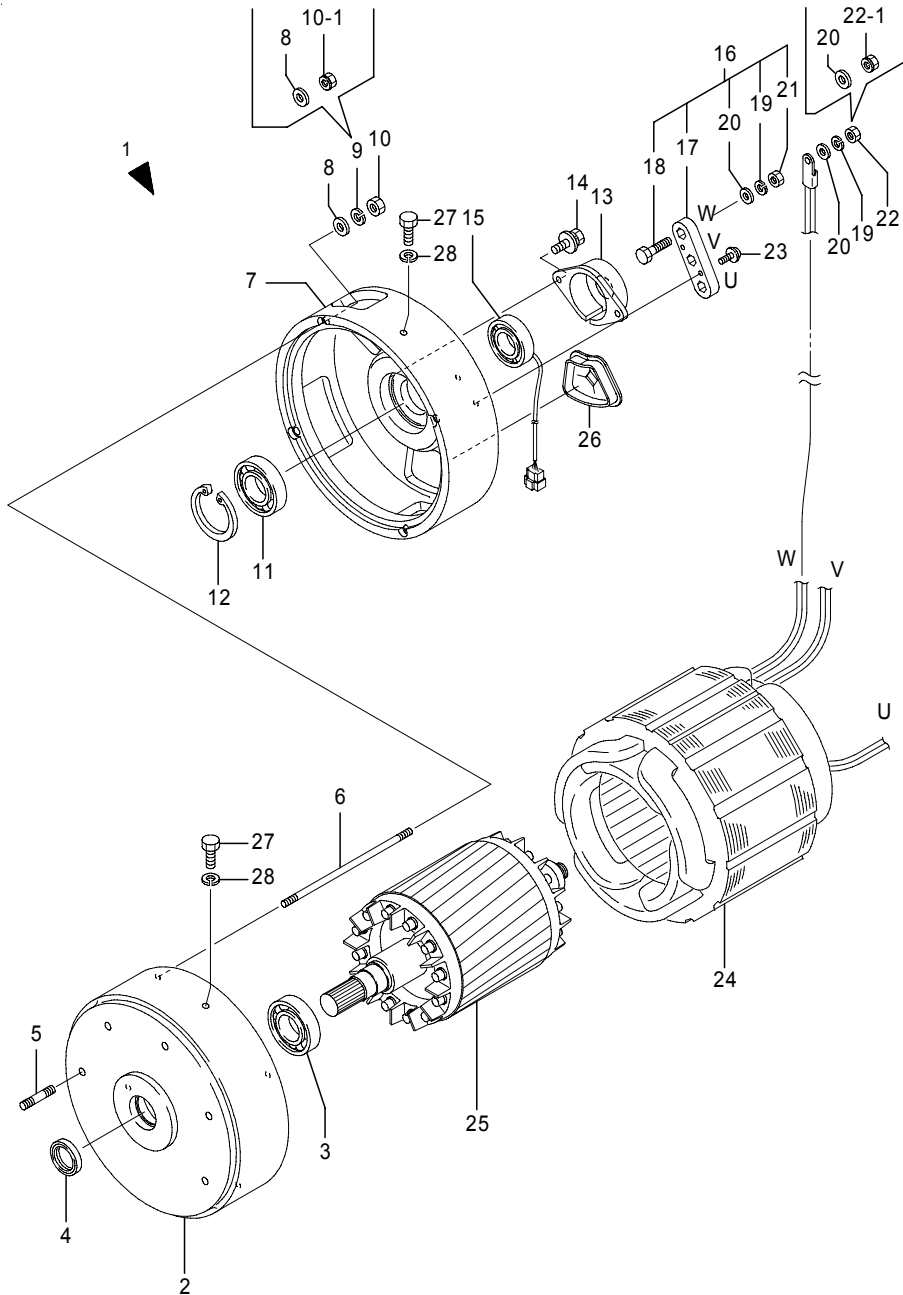


Fig.4071 TRACTION MOTOR  
FB20P-28P(32V),FB30P(48V)

(A)=FB20P (D)=FB30P  
(B)=FB25P (E)=  
(C)=FB28P (F)=

No.	Parts No.	Parts Name	(A)	(B)	(C)	(D)	(E)	(F)	i/a	Remarks
15-1	70000-46260	Bearing comp., sensor (A=221AC9084-)(B=221AC9084-)(C=221AC9084-)(D=221AC9084-)	(1)	(1)	(1)	(1)				└
16	24180-00420	Terminal comp.	1	1	1	1				
17	24180-00372	Base, terminal	1	1	1	1				
18	0010-08030	Bolt	3	3	3	3				D
19	0000-70008	Washer, lock (A=-241AC7507)(B=-241AC7507)(C=-241AC7507)(D=-251AC1093)	6	6	6	6				
20	0000-72008	Washer, plain	6	6	6	6				
21	0000-10008	Nut, jam	3	3	3	3				
22	0000-00008	Nut	3	3	3	3				
22-1	70000-59250	Nut, spring (A=241AC7508-)(B=241AC7508-)(C=241AC7508-)(D=251AC1094-)	3	3	3	3				×
23	0075-05016	Screw, w/washers	2	2	2	2				
24	24150-02091	Stator comp.	1	1	1					
	24150-02101	Stator comp.				1				
25	24150-03090	Rotor sub ass'y	1	1	1	1				
26	24150-04410	Cap	2	2	2	2				D
27	0010-08012	Bolt	2	2	2	2				D
28	0000-70008	Washer, lock	2	2	2	2				
29	24150-03770	Cover(D)	1	1	1	1				Std
	24150-04190	Cover(D)	1	1	1	1				D
30	24150-03481	Cover	1	1	1	1				Std
	24150-04200	Cover	1	1	1	1				D
31	0110-06040	Bolt	2	2	2	2				
32	0000-00006	Nut	2	2	2	2				

Note : \*1:10.0KW,32V,1500min-1,60min \*2:10.0KW,32V,1500min-1,30min  
\*3:10.0KW,48V,1500min-1,60min \*4:10.0KW,48V,1500min-1,30min  
Location:See fig.1150

Fig.4072A HYDRAULIC MOTOR  
FB20P-28P(32V),FB30P(48V)

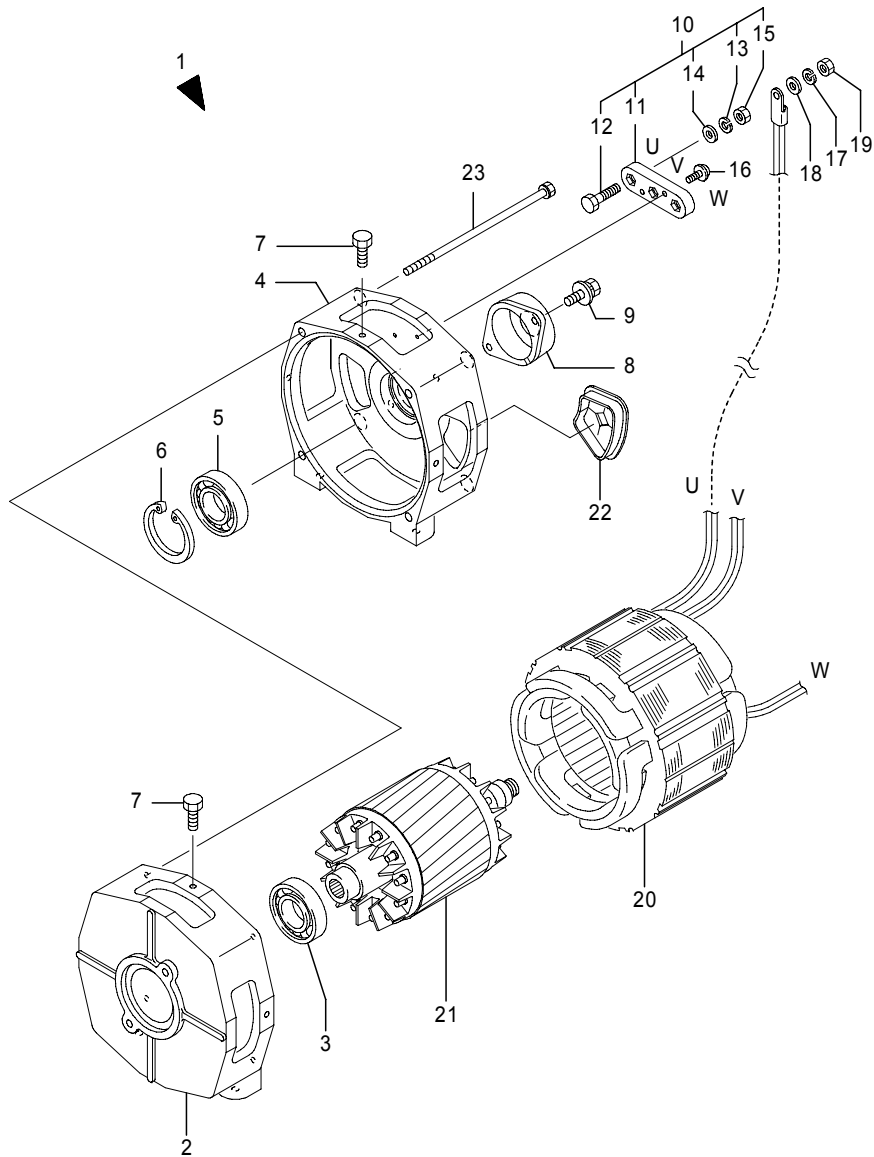


Fig.4072A HYDRAULIC MOTOR  
FB20P-28P(32V),FB30P(48V)

(A)=FB20P (D)=FB30P  
(B)=FB25P (E)=  
(C)=FB28P (F)=

No.	Parts No.	Parts Name	(A)	(B)	(C)	(D)	(E)	(F)	i/a	Remarks
1	56000-02210	Motor ass'y	1							AH95C2D,*1
1-1	56000-02211 (A=241AC5229-)	Motor ass'y	1						↑	AH95C2D,*1
1	56000-02220	Motor ass'y	1							AH95C2DA,*1,D
1-1	56000-02221 (A=241AC5229-)	Motor ass'y	1						↑	AH95C2DA,*1,D
1	56000-02250	Motor ass'y	1							AH135C2D,*3
1-1	56000-02251 (A=241AC5229-)	Motor ass'y	1						↑	AH135C2D,*3
1	56000-02280	Motor ass'y	1							AH135C2DA,*3,D
1-1	56000-02281 (A=241AC5229-)	Motor ass'y	1						↑	AH135C2DA,*3,D
1	56000-02230	Motor ass'y	1	1						AH120C2D,*2
1-1	56000-02231 (B=241AC5229-)(C=241AC5229-)	Motor ass'y	1	1					↑	AH120C2D,*2
1	56000-02240	Motor ass'y	1	1						AH120C2DA,*2,D
1-1	56000-02241 (B=241AC5229-)(C=241AC5229-)	Motor ass'y	1	1					↑	AH120C2DA,*2,D
1	56000-02260	Motor ass'y	1							AH140C2D,*5
1-1	56000-02261 (B=241AC5229-)	Motor ass'y	1						↑	AH140C2D,*5
1	56000-02290	Motor ass'y	1							AH140C2DA,*5,D
1-1	56000-02291 (B=241AC5229-)	Motor ass'y	1						↑	AH140C2DA,*5,D
1	56000-02270	Motor ass'y				1				AH150C3D,*4
1-1	56000-02271 (D=251AC0711-)	Motor ass'y				1			↑	AH150C3D,*4
1	56000-02300	Motor ass'y				1				AH150C3DA,*4,D
1-1	56000-02301 (D=251AC0711-)	Motor ass'y				1			↑	AH150C3DA,*4,D
2	24150-03400	Cover(D), end	1	1	1	1				
	24150-04270	Cover(D), end	1	1	1	1				D
3	31220-12270	Bearing	1	1	1	1				
4	24150-03421	Cover, end	1	1	1	1				

Note : \*1:9.5KW,32V,1950min-1,10min \*2:12.0KW,32V,1710min-1,10min  
\*3:13.5KW,32V,1800min-1,10min \*4:15.0KW,48V,1800min-1,10min  
\*5:14.0KW,32V,1800min-1,10min Location:See fig.1510

Fig.4072A HYDRAULIC MOTOR  
FB20P-28P(32V),FB30P(48V)

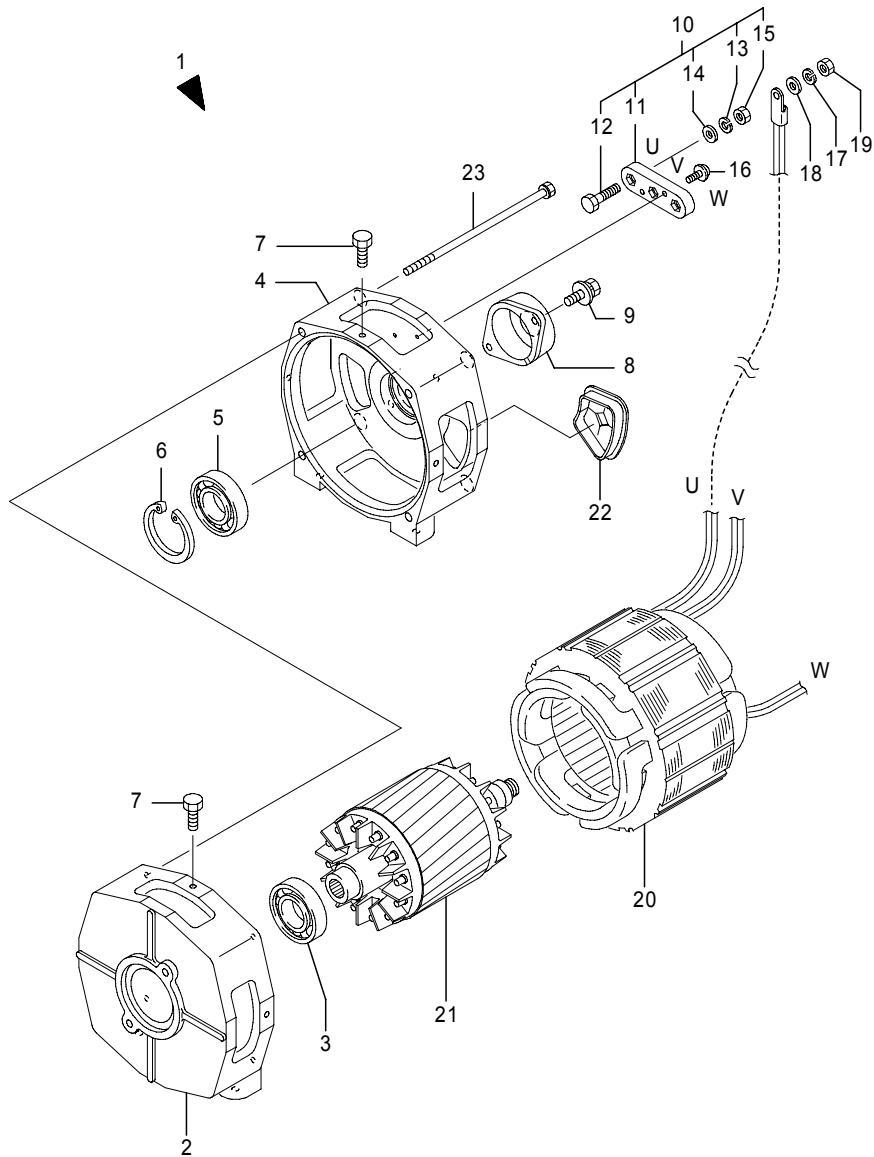


Fig.4072A HYDRAULIC MOTOR  
FB20P-28P(32V),FB30P(48V)

(A)=FB20P (D)=FB30P  
(B)=FB25P (E)=  
(C)=FB28P (F)=

No.	Parts No.	Parts Name	(A)	(B)	(C)	(D)	(E)	(F)	i/a	Remarks
4-1	56000-13620	Cover, end (A=241AC5229-)(B=241AC5229-)(C=241AC5229-)(D=251AC0711-)	1	1	1	1			×	
4	24150-04290	Cover, end	1	1	1	1				D
4-1	56000-13630	Cover, end (A=241AC5229-)(B=241AC5229-)(C=241AC5229-)(D=251AC0711-)	1	1	1	1			×	D
5	31220-12260	Bearing	1	1	1	1				
6	0000-85062	Ring, snap	1	1	1	1				
7	32390-14060	Cap, bolt	2	2	2	2				D
8	24150-03020	Housing, sensor (A=-241AC5228)(B=-241AC5228)(C=-241AC5228)(D=-251AC0710)	1	1	1	1				
9	0017-06016	Bolt, w/washer (A=-241AC5228)(B=-241AC5228)(C=-241AC5228)(D=-251AC0710)	2	2	2	2				
10	24180-00420	Terminal comp.	1	1	1	1				
11	24180-00372	Base, terminal	1	1	1	1				
12	0010-08030	Bolt	3	3	3	3				
13	0000-70008	Washer, lock	3	3	3	3				
14	0000-72008	Washer, plain	3	3	3	3				
15	0000-10008	Nut, jam	3	3	3	3				
16	0075-05016	Screw, w/washers	2	2	2	2				
17	0000-70008	Washer, lock	3	3	3	3				
18	0000-72008	Washer, plain	3	3	3	3				
19	0000-00008	Nut	3	3	3	3				
20	24150-02401	Stator comp.	1							Std
	24150-02421	Stator comp.	1							U
	24150-02411	Stator comp.	1	1						Std
	24150-03260	Stator comp.	1							U
	24150-02431	Stator comp.				1				
21	24150-03170	Rotor sub ass'y	1							Std
21-1	56000-13560	Rotor sub ass'y (A=241AC5229-)	1						×	Std
21	24150-03180	Rotor sub ass'y	1	1						Std
21-1	56000-13570	Rotor sub ass'y (B=241AC5229-)(C=241AC5229-)	1	1					×	Std
21	24150-03190	Rotor sub ass'y	1	1	1					FB20P/25P-U

Note : \*1:9.5KW,32V,1950min-1,10min \*2:12.0KW,32V,1710min-1,10min  
\*3:13.5KW,32V,1800min-1,10min \*4:15.0KW,48V,1800min-1,10min  
\*5:14.0KW,32V,1800min-1,10min Location:See fig.1510

Fig.4072A HYDRAULIC MOTOR  
FB20P-28P(32V),FB30P(48V)

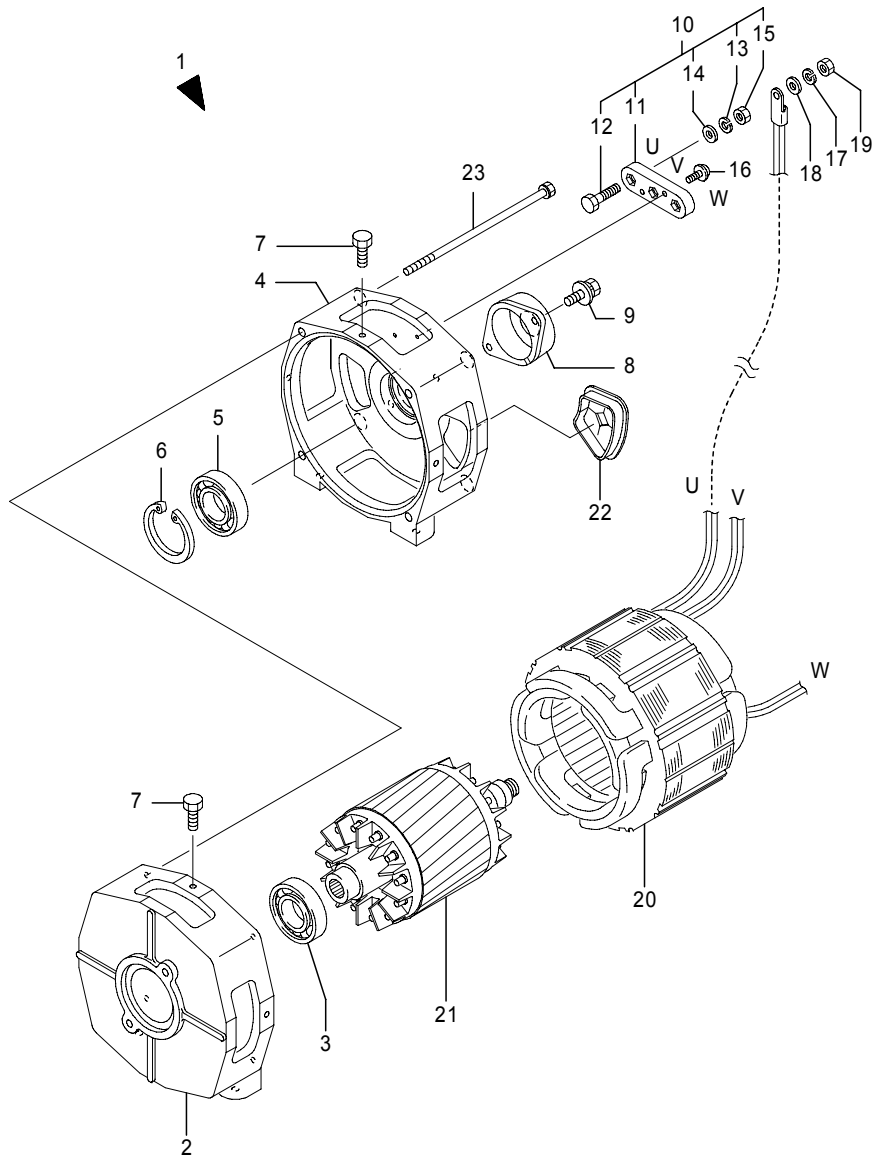


Fig.4072A HYDRAULIC MOTOR  
FB20P-28P(32V),FB30P(48V)

(A)=FB20P (D)=FB30P  
(B)=FB25P (E)=  
(C)=FB28P (F)=

No.	Parts No.	Parts Name	(A)	(B)	(C)	(D)	(E)	(F)	i/a	Remarks
21-1	56000-13580	Rotor sub ass'y (A=241AC5229-)(B=241AC5229-) (D=251AC0711-)	1	1	1				×	FB20P/25P-U
22	24150-04390	Cap	2	2	2	2				D
23	24150-04600	Bolt, w/washer	4							Std
	24150-04610	Bolt, w/washer		4	4					Std
	24150-04620	Bolt, w/washer	4	4	4					FB20P/25P-U

Note : \*1:9.5KW,32V,1950min-1,10min \*2:12.0KW,32V,1710min-1,10min  
\*3:13.5KW,32V,1800min-1,10min \*4:15.0KW,48V,1800min-1,10min  
\*5:14.0KW,32V,1800min-1,10min Location:See fig.1510

Fig.4072B HYDRAULIC MOTOR  
FB20P-28P(32V),[CAN TYPE]

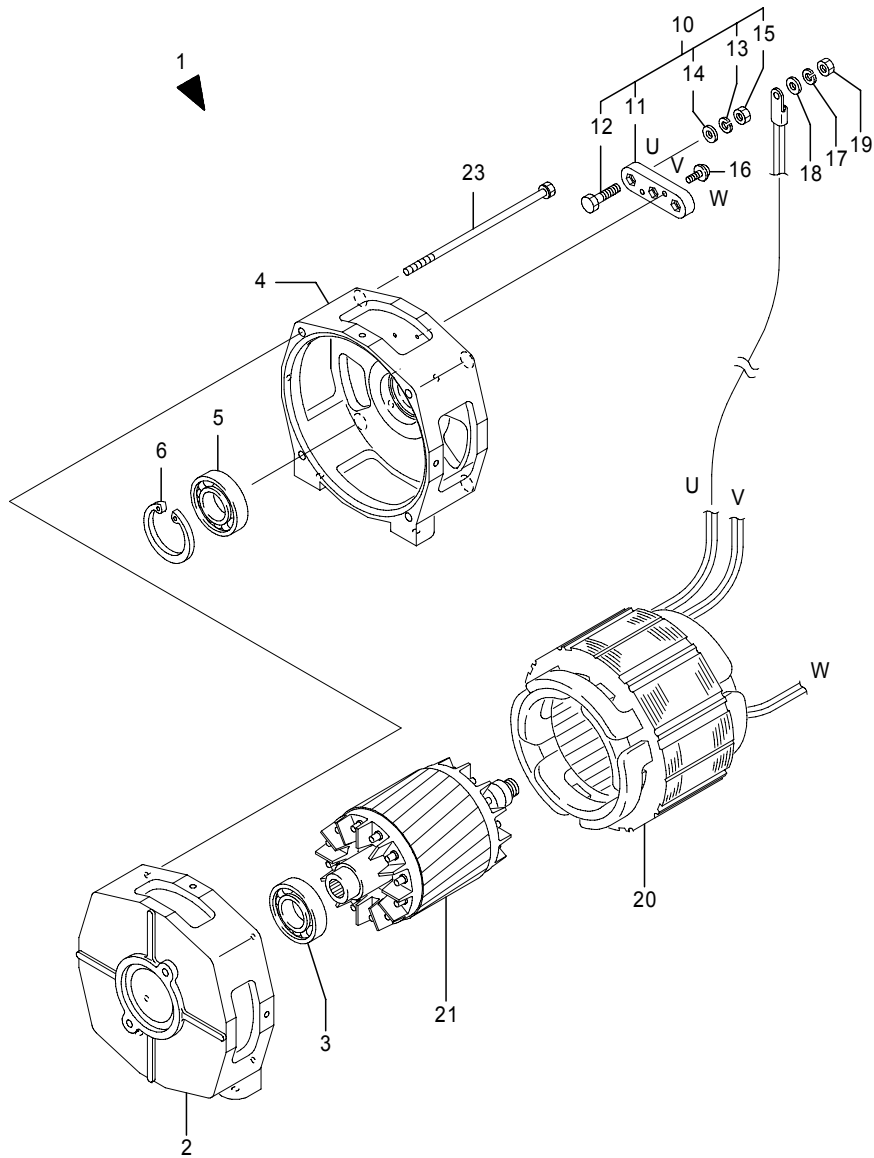


Fig.4072B HYDRAULIC MOTOR  
FB20P-28P(32V),[CAN TYPE]

(A)=FB20P (D)=FB30P  
(B)=FB25P (E)=  
(C)=FB28P (F)=

No.	Parts No.	Parts Name	(A)	(B)	(C)	(D)	(E)	(F)	i/a	Remarks
1	56000-15000	Motor ass'y				1	1			AH95C2D/2, *1
	56000-15990	Motor ass'y				1	1			AH95C2DA/2, D, *1
2	24150-03400	Cover(D), end				1	1			D
	24150-04270	Cover(D), end				1	1			D
3	31220-12270	Bearing				1	1			
4	56000-13620	Cover, end				1	1			D
	56000-13630	Cover, end				1	1			D
5	31220-12260	Bearing				1	1			
6	0000-85062	Ring, snap				1	1			
7	32390-14060	Cap, bolt				2	2			D
10	24180-00420	Terminal comp.				1	1			
11	24180-00372	Base, terminal				1	1			
12	0010-08030	Bolt				3	3			
13	0000-70008	Washer, lock				3	3			
14	0000-72008	Washer, plain				3	3			
15	0000-10008	Nut, jam				3	3			
16	0075-05016	Screw, w/washers				2	2			
17	0000-70008	Washer, lock				3	3			
18	0000-72008	Washer, plain				3	3			
19	0000-00008	Nut				3	3			
20	24150-02401	Stator comp.				1	1			
21	56000-13560	Rotor sub ass'y				1	1			
22	24150-04390	Cap				2	2			D
23	24150-04600	Bolt, w/washer				4	4			

Note : \*1:12.0KW,32V,1900rpm,5min

Location:See fig.1510

Fig.4072C HYDRAULIC MOTOR  
With SENSOR(241AC7100-)

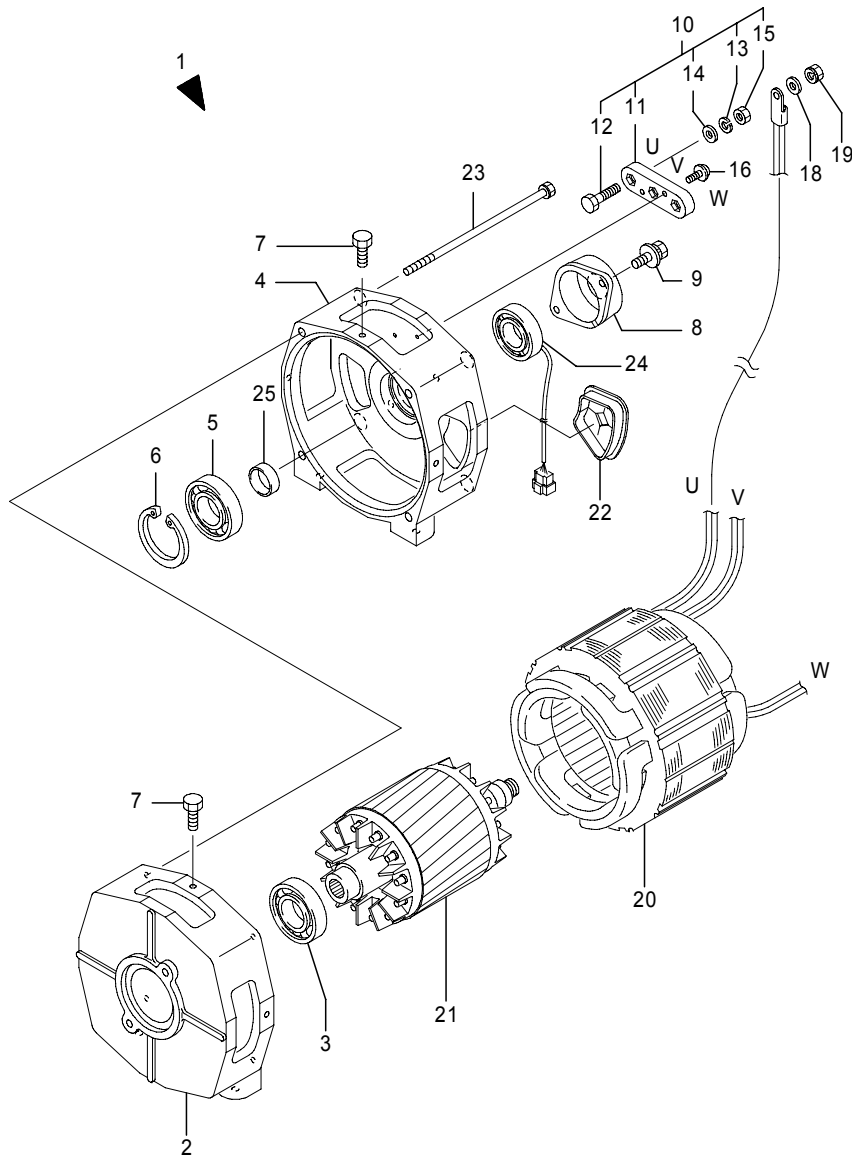


Fig.4072C HYDRAULIC MOTOR  
With SENSOR(241AC7100-)

(A)=FB20P (D)=FB30P  
(B)=FB25P (E)=  
(C)=FB28P (F)=

No.	Parts No.	Parts Name	(A)	(B)	(C)	(D)	(E)	(F)	i/a	Remarks
1	56000-19490	Motor ass'y	1							AH95C2,Std,*1
	56000-19500	Motor ass'y	1							AH95C2A,D,*1
	56000-20440	Motor ass'y			1					AH95C2/2,Std,*2
2	24150-03400	Cover(D), end	1	1						Std
	24150-04270	Cover(D), end	1							D
3	31220-12270	Bearing	1	1						
4	24150-03421	Cover, end	1	1						Std
	24150-04290	Cover, end	1							D
5	31220-12260	Bearing	1	1						
6	0000-85062	Ring, snap	1	1						
7	32390-14060	Cap, bolt	2							D
8	24150-03020	Housing, sensor	1	1						
9	0017-06016	Bolt, w/washers	2	2						
10	24180-00420	Terminal comp.	1	1						
11	24180-00372	Base, terminal	1	1						
12	0010-08030	Bolt	3	3						
13	0000-70008	Washer, lock	3	3						
14	0000-72008	Washer, plain	3	3						
15	0000-10008	Nut, jam	3	3						
16	0075-05016	Screw, w/washers	2	2						
18	0000-72008	Washer, plain	3	3						
19	70000-59250	Nut, spring	3	3						
20	56000-19510	Stator comp.	1	1						
21	24150-03170	Rotor sub ass'y	1	1						
22	24150-04390	Cap	2							D
23	24150-04600	Bolt, w/washers	4	4						
24	D0000-01680	Bearing comp., sensor	1	1						
	D0000-01110	Bearing comp., sensor	(1)	(1)						
25	24150-03230	Spacer	1	1						

Note : \*1:9.5KW,32V,1950min-1,10min  
\*2:12.0KW,32V,1950min-1,5min  
Location:See fig.1510

Fig.4072D HYDRAULIC MOTOR  
SENSORLESS(241AC7100-)

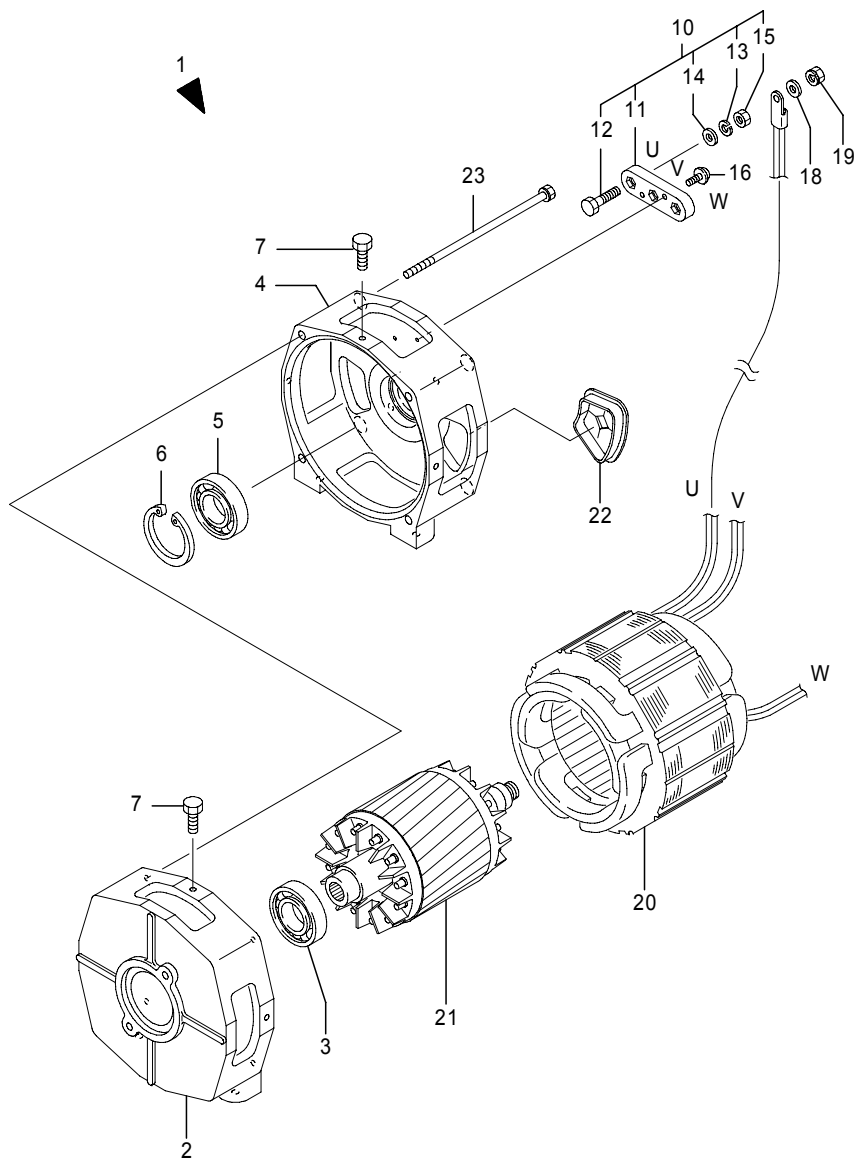


Fig.4072D HYDRAULIC MOTOR  
SENSORLESS(241AC7100-)

(A)=FB20P (D)=FB30P  
(B)=FB25P (E)=  
(C)=FB28P (F)=

No.	Parts No.	Parts Name	(A)	(B)	(C)	(D)	(E)	(F)	i/a	Remarks
1	56000-19440	Motor ass'y	1							AH95C2D,Std,*1
	56000-19450	Motor ass'y	1							AH95C2DA,D,*1
	56000-19470	Motor ass'y		1	1					AH95C2D/2,Std,*2
	56000-19480	Motor ass'y		1	1					AH95C2DA/2,D,*2
2	24150-03400	Cover(D), end	1	1	1					Std
	24150-04270	Cover(D), end	1	1	1					D
3	31220-12270	Bearing	1	1	1					
4	56000-13620	Cover, end	1	1	1					Std
	56000-13630	Cover, end	1	1	1					D
5	31220-12260	Bearing	1	1	1					
6	0000-85062	Ring, snap	1	1	1					
7	32390-14060	Cap, bolt	2	2	2					D
10	24180-00420	Terminal comp.	1	1	1					
11	24180-00372	Base, terminal	1	1	1					
12	0010-08030	Bolt	3	3	3					
13	0000-70008	Washer, lock	3	3	3					
14	0000-72008	Washer, plain	3	3	3					
15	0000-10008	Nut, jam	3	3	3					
16	0075-05016	Screw, w/washers	2	2	2					
18	0000-72008	Washer, plain	3	3	3					
19	70000-59250	Nut, spring	3	3	3					
20	56000-19510	Stator comp.	1	1	1					
21	56000-13560	Rotor sub ass'y	1	1	1					
22	24150-04390	Cap	2	2	2					D
23	24150-04600	Bolt, w/washers	4	4	4					

Note : \*1:9.5KW,32V,1950min-1,10min  
\*2:12.0KW,32V,1950min-1,5min  
Location:See fig.1510

Fig.4072E HYDRAULIC MOTOR  
With SENSOR(241AC7100-)

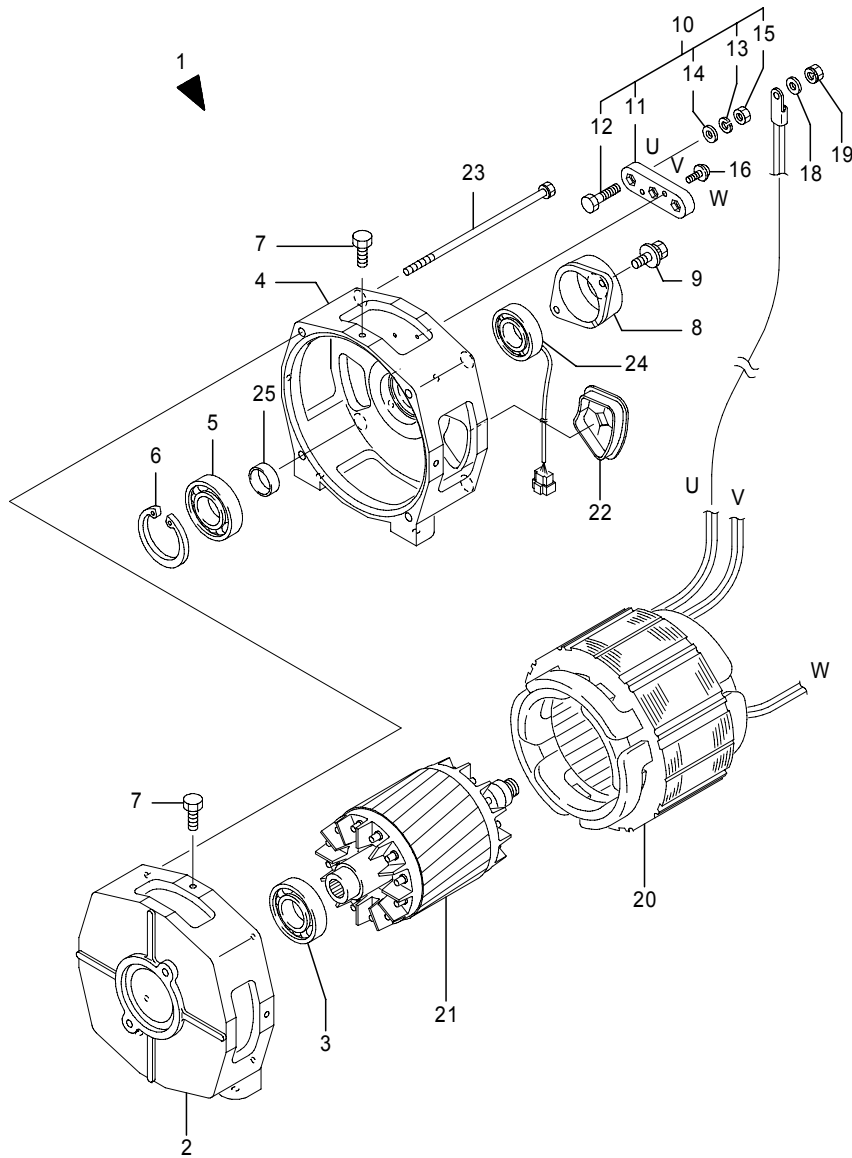


Fig.4072E HYDRAULIC MOTOR  
With SENSOR(241AC7100-)

(A)=FB20P (D)=FB30P  
(B)=FB25P (E)=  
(C)=FB28P (F)=

No.	Parts No.	Parts Name	(A)	(B)	(C)	(D)	(E)	(F)	i/a	Remarks
1	56000-19610	Motor ass'y	1	1						AH120C2,Std,*1
	56000-19620	Motor ass'y	1	1						AH120C2A,D,*1
2	24150-03400	Cover(D), end	1	1						Std
	24150-04270	Cover(D), end	1	1						D
3	31220-12270	Bearing	1	1						
4	24150-03421	Cover, end	1	1						Std
	24150-04290	Cover, end	1	1						D
5	31220-12260	Bearing	1	1						
6	0000-85062	Ring, snap	1	1						
7	32390-14060	Cap, bolt	2	2						D
8	24150-03020	Housing, sensor	1	1						
9	0017-06016	Bolt, w/washers	2	2						
10	24180-00420	Terminal comp.	1	1						
11	24180-00372	Base, terminal	1	1						
12	0010-08030	Bolt	3	3						
13	0000-70008	Washer, lock	3	3						
14	0000-72008	Washer, plain	3	3						
15	0000-10008	Nut, jam	3	3						
16	0075-05016	Screw, w/washers	2	2						
18	0000-72008	Washer, plain	3	3						
19	70000-59250	Nut, spring	3	3						
20	56000-19630	Stator comp.	1	1						
21	24150-03180	Rotor sub ass'y	1	1						
22	24150-04390	Cap	2	2						D
23	24150-04610	Bolt, w/washers	4	4						
24	70000-78100	Bearing comp., sensor	1	1						
	70000-46260	Bearing comp., sensor	(1)	(1)						
25	24150-03230	Spacer	1	1						

Note : \*1:12.0KW,32V,1710min-1,10min

Location:See fig.1510



Fig.4072F HYDRAULIC MOTOR  
SENSORLESS(241AC7100-)

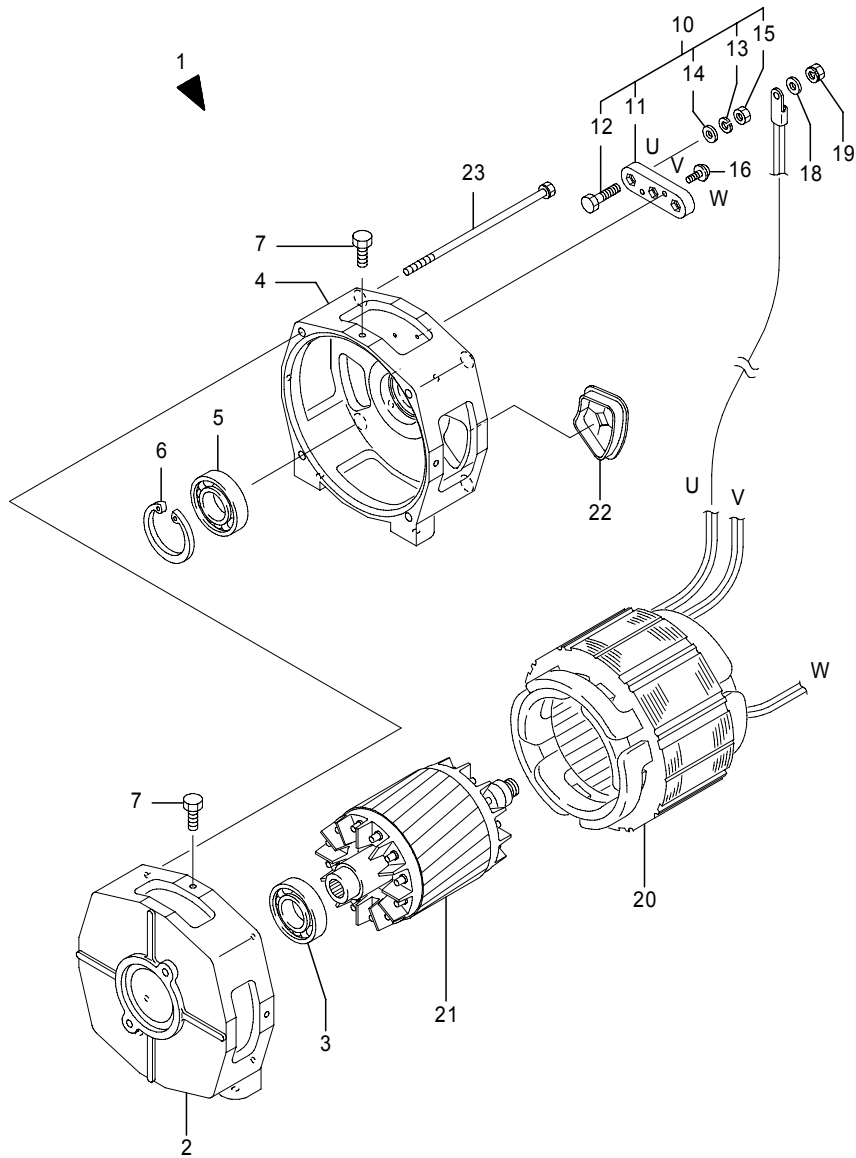


Fig.4072F HYDRAULIC MOTOR  
SENSORLESS(241AC7100-)

(A)=FB20P (D)=FB30P  
(B)=FB25P (E)=  
(C)=FB28P (F)=

No.	Parts No.	Parts Name	(A)	(B)	(C)	(D)	(E)	(F)	i/a	Remarks
1	56000-19590	Motor ass'y			1	1				AH120C2D,Std,*1
	56000-19600	Motor ass'y			1	1				AH120C2DA,D,*1
2	24150-03400	Cover(D), end	1	1	1					Std
	24150-04270	Cover(D), end	1	1	1					D
3	31220-12270	Bearing			1	1	1			
4	56000-13620	Cover, end	1	1	1					Std
	56000-13630	Cover, end	1	1	1					D
5	31220-12260	Bearing			1	1	1			
6	0000-85062	Ring, snap	1	1	1					
7	32390-14060	Cap, bolt	2	2	2					D
10	24180-00420	Terminal comp.	1	1	1					
11	24180-00372	Base, terminal	1	1	1					
12	0010-08030	Bolt	3	3	3					
13	0000-70008	Washer, lock	3	3	3					
14	0000-72008	Washer, plain	3	3	3					
15	0000-10008	Nut, jam	3	3	3					
16	0075-05016	Screw, w/washers	2	2	2					
18	0000-72008	Washer, plain	3	3	3					
19	70000-59250	Nut, spring	3	3	3					
20	56000-19630	Stator comp.	1	1	1					
21	56000-13570	Rotor sub ass'y	1	1	1					
22	24150-04390	Cap	2	2	2					D
23	24150-04610	Bolt, w/washers	4	4	4					

Note : \*1:12.0KW,32V,1710min-1,10min

Location:See fig.1510

Fig.4072G HYDRAULIC MOTOR  
U,SENSORLESS(241AC7100-)

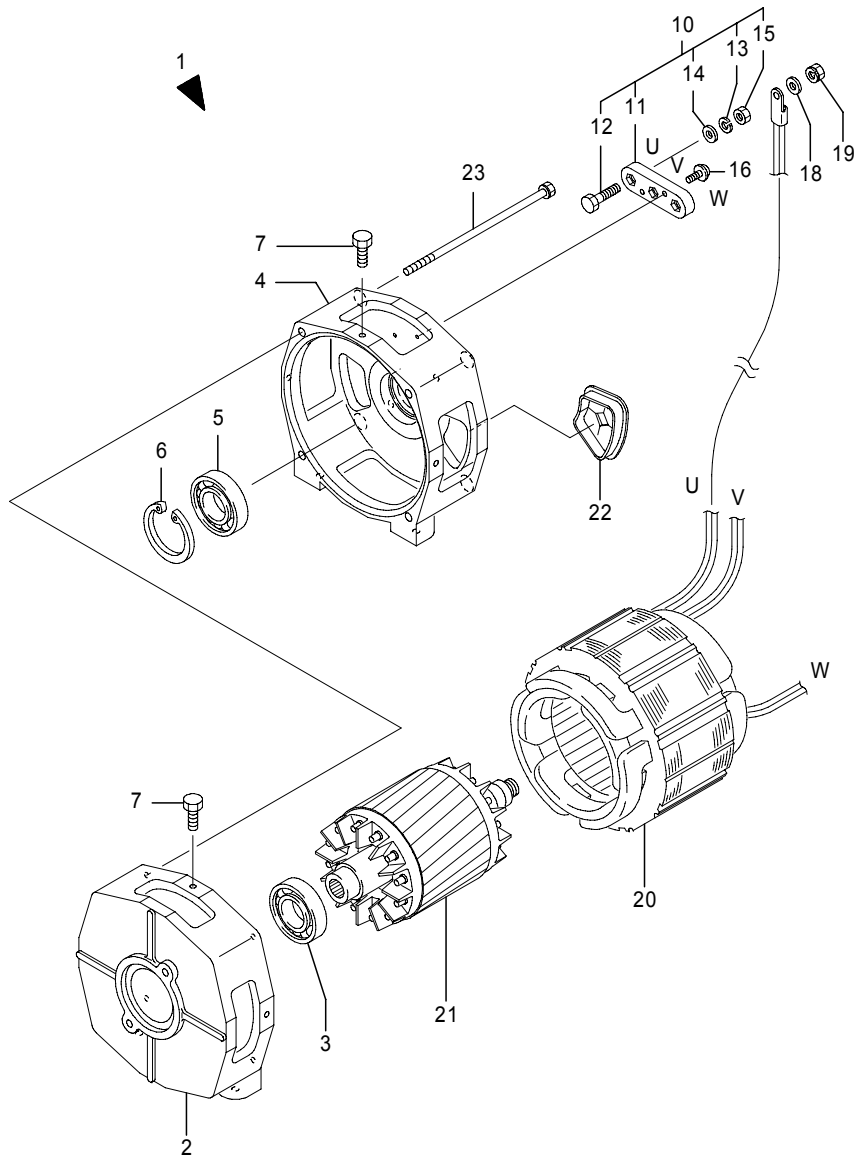


Fig.4072G HYDRAULIC MOTOR  
U,SENSORLESS(241AC7100-)

(A)=FB20P (D)=FB30P  
(B)=FB25P (E)=  
(C)=FB28P (F)=

No.	Parts No.	Parts Name	(A)	(B)	(C)	(D)	(E)	(F)	i/a	Remarks
1	56000-20350	Motor ass'y	1							AH120C2D/1,Std,*1
	56000-20360	Motor ass'y	1							AH120C2D/1,D,*1
	56000-20370	Motor ass'y		1						AH120C2DA/1,Std,*2
	56000-20380	Motor ass'y		1						AH120C2DA/1,D,*2
2	24150-03400	Cover(D), end	1	1	1					Std
	24150-04270	Cover(D), end	1	1	1					D
3	31220-12270	Bearing	1	1	1					
4	56000-13620	Cover, end	1	1	1					Std
	56000-13630	Cover, end	1	1	1					D
5	31220-12260	Bearing	1	1	1					
6	0000-85062	Ring, snap	1	1	1					
7	32390-14060	Cap, bolt	2	2	2					D
10	24180-00420	Terminal comp.	1	1	1					
11	24180-00372	Base, terminal	1	1	1					
12	0010-08030	Bolt	3	3	3					
13	0000-70008	Washer, lock	3	3	3					
14	0000-72008	Washer, plain	3	3	3					
15	0000-10008	Nut, jam	3	3	3					
16	0075-05016	Screw, w/washers	2	2	2					
18	0000-72008	Washer, plain	3	3	3					
19	70000-59250	Nut, spring	3	3	3					
20	56000-19630	Stator comp.	1	1	1					
21	56000-13570	Rotor sub ass'y	1	1	1					
22	24150-04390	Cap	2	2	2					D
23	24150-04610	Bolt, w/washers	4	4	4					

Note : \*1:13.5KW,32V,1710min-1,5min  
\*2:14.0KW,32V,1710min-1,10min  
Location:See fig.1510

Fig.4072H HYDRAULIC MOTOR  
With SENSOR(251AC1058-)

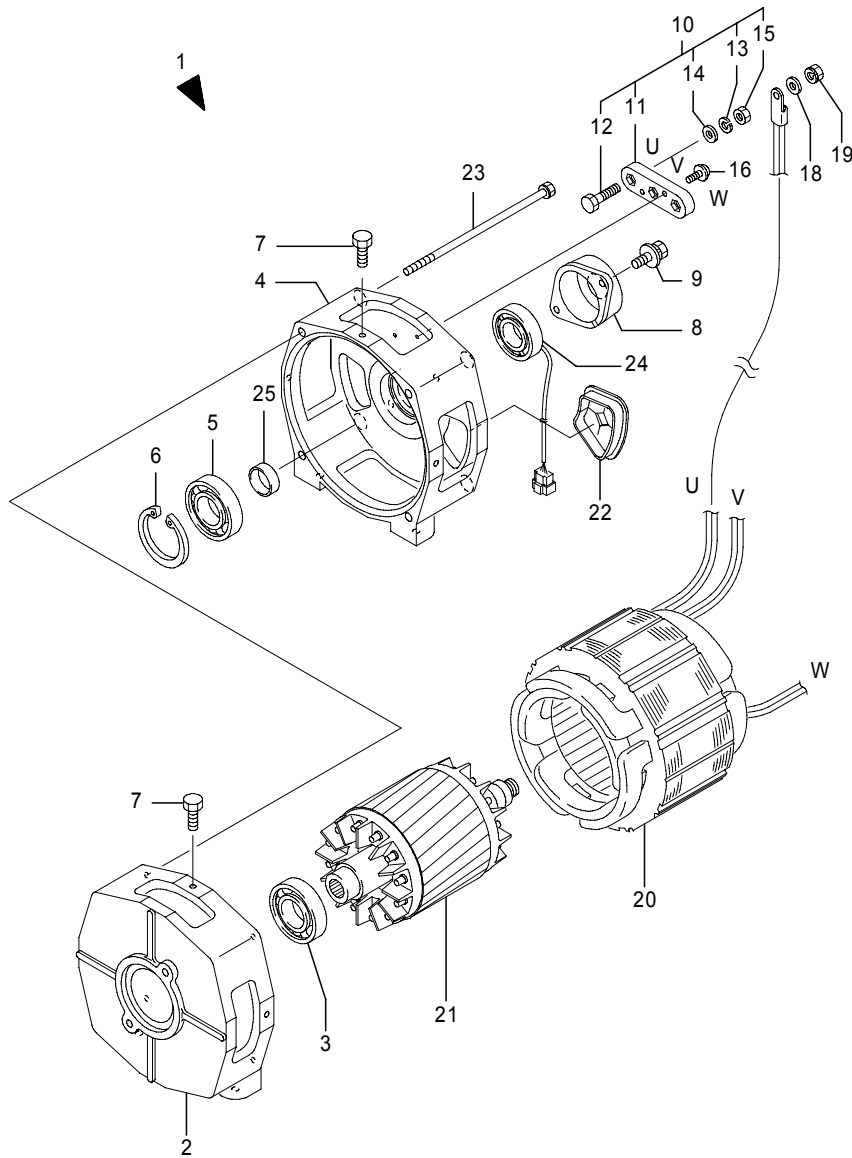


Fig.4072H HYDRAULIC MOTOR  
With SENSOR(251AC1058-)

(A)=FB20P (D)=FB30P  
(B)=FB25P (E)=  
(C)=FB28P (F)=

No.	Parts No.	Parts Name	(A)	(B)	(C)	(D)	(E)	(F)	i/a	Remarks
1	56000-19790	Motor ass'y							1	AH150C3,Std,*1
	56000-19800	Motor ass'y							1	AH150C3A,D,*2
2	24150-03400	Cover(D), end							1	Std
	24150-04270	Cover(D), end							1	D
3	31220-12270	Bearing							1	
4	24150-03421	Cover, end							1	Std
	24150-04290	Cover, end							1	D
5	31220-12260	Bearing							1	
6	0000-85062	Ring, snap							1	
7	32390-14060	Cap, bolt							2	D
8	24150-03020	Housing, sensor							1	
9	0017-06016	Bolt, w/washers							2	
10	24180-00420	Terminal comp.							1	
11	24180-00372	Base, terminal							1	
12	0010-08030	Bolt							3	
13	0000-70008	Washer, lock							3	
14	0000-72008	Washer, plain							3	
15	0000-10008	Nut, jam							3	
16	0075-05016	Screw, w/washers							2	
18	0000-72008	Washer, plain							3	
19	70000-59250	Nut, spring							3	
20	56000-19830	Stator comp.							1	
21	24150-03190	Rotor sub ass'y							1	
22	24150-04390	Cap							2	D
23	24150-04620	Bolt, w/washers							4	
24	70000-78100	Bearing comp., sensor							1	
	70000-46260	Bearing comp., sensor							(1)	
25	24150-03230	Spacer							1	

Note : \*1:15.0KW,48V,1800min-1,10min

Location:See fig.1510

Fig.4072I HYDRAULIC MOTOR  
SENSORLESS(251AC1058-)

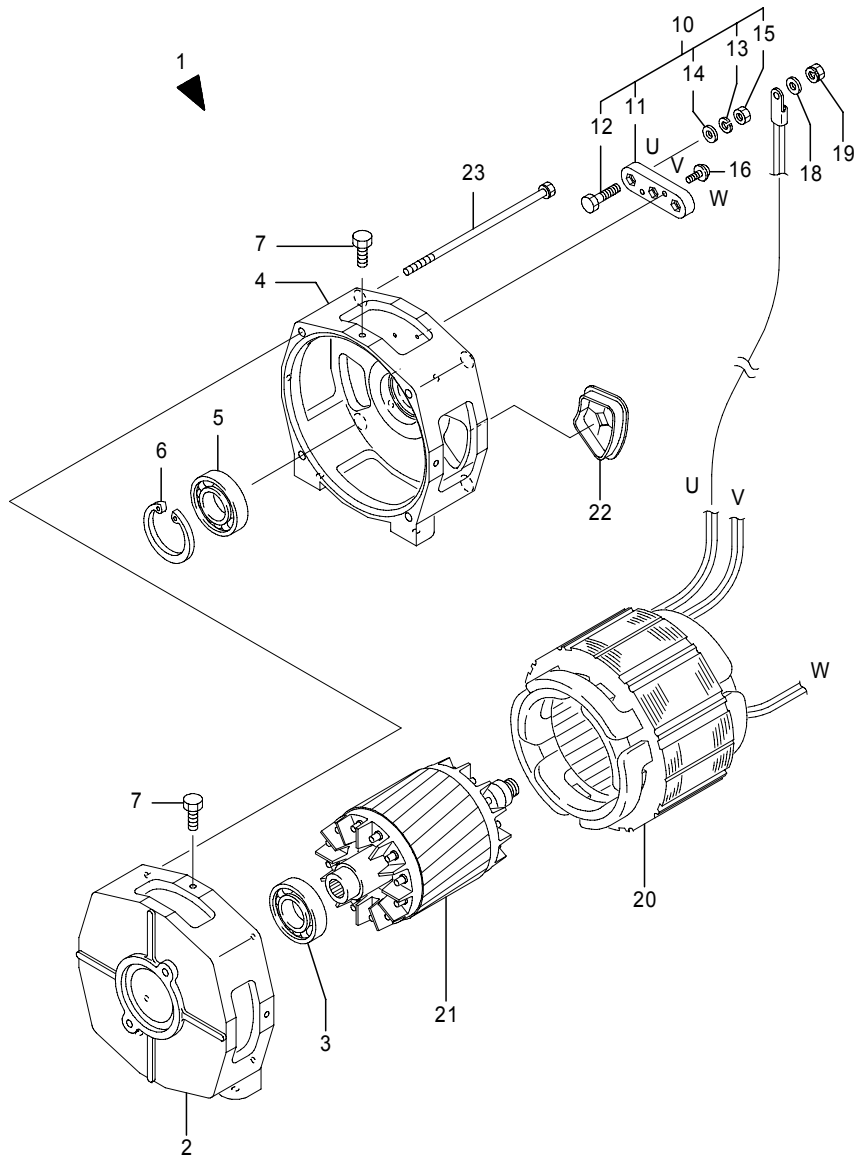


Fig.4072I HYDRAULIC MOTOR  
SENSORLESS(251AC1058-)

(A)=FB20P (D)=FB30P  
(B)=FB25P (E)=  
(C)=FB28P (F)=

No.	Parts No.	Parts Name	(A)	(B)	(C)	(D)	(E)	(F)	i/a	Remarks
1	56000-19720	Motor ass'y							1	AH150C3D,Std,*1
	56000-19730	Motor ass'y							1	AH150C3DA,D,*1
2	24150-03400	Cover(D), end							1	Std
	24150-04270	Cover(D), end							1	D
3	31220-12270	Bearing							1	
4	56000-13620	Cover, end							1	Std
	56000-13630	Cover, end							1	D
5	31220-12260	Bearing							1	
6	0000-85062	Ring, snap							1	
7	32390-14060	Cap, bolt							2	D
10	24180-00420	Terminal comp.							1	
11	24180-00372	Base, terminal							1	
12	0010-08030	Bolt							3	
13	0000-70008	Washer, lock							3	
14	0000-72008	Washer, plain							3	
15	0000-10008	Nut, jam							3	
16	0075-05016	Screw, w/washers							2	
18	0000-72008	Washer, plain							3	
19	70000-59250	Nut, spring							3	
20	56000-19830	Stator comp.							1	
21	56000-13580	Rotor sub ass'y							1	
22	24150-04390	Cap							2	D
23	24150-04620	Bolt, w/washers							4	

Note : \*1:15.0KW,48V,1800min-1,10min

Location:See fig.1510

Fig.4072J HYDRAULIC MOTOR  
U,With SENSOR(241AC7100-)

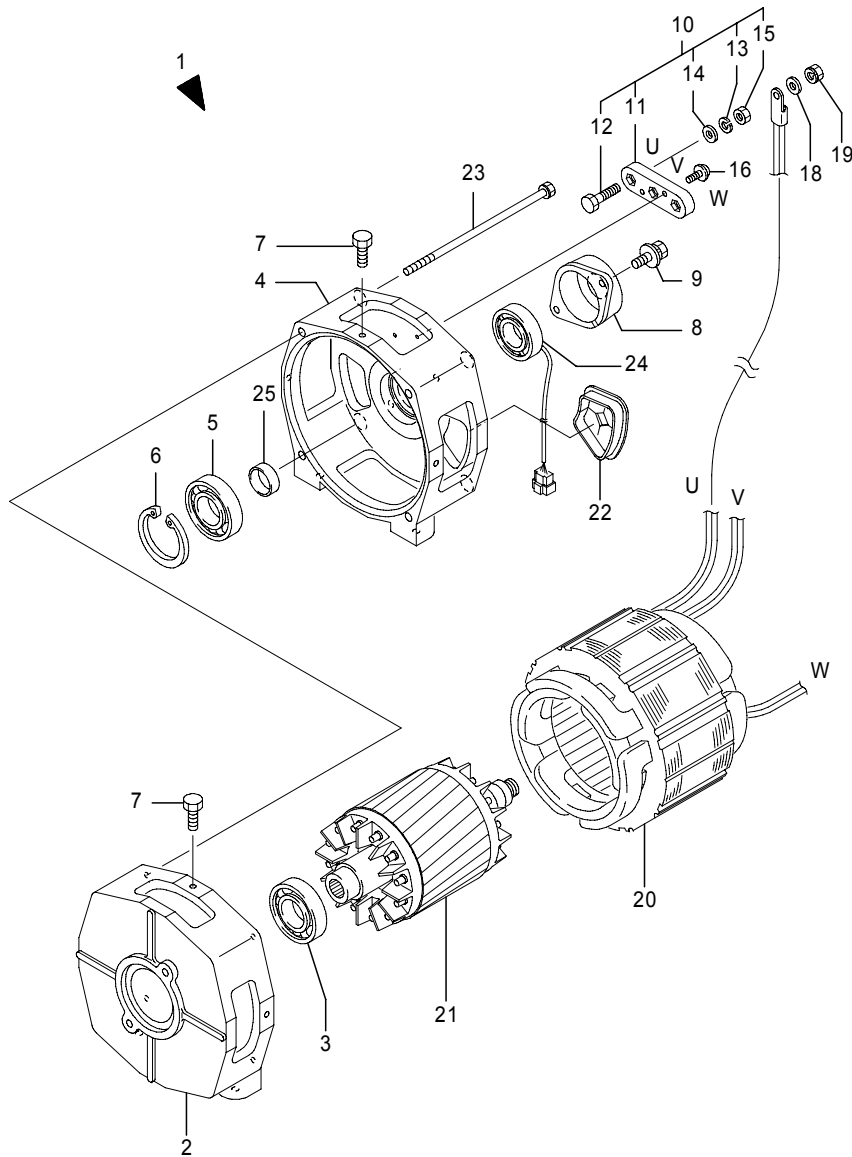


Fig.4072J HYDRAULIC MOTOR  
U,With SENSOR(241AC7100-)

(A)=FB20P (D)=FB30P  
(B)=FB25P (E)=  
(C)=FB28P (F)=

No.	Parts No.	Parts Name	(A)	(B)	(C)	(D)	(E)	(F)	i/a	Remarks
1	56000-19750	Motor ass'y	1							AH135C2,Std,*1
	56000-19760	Motor ass'y	1							AH135C2A,D,*1
	56000-19770	Motor ass'y		1						AH140C2,Std,*2
	56000-19780	Motor ass'y		1						AH140C2A,D,*2
2	24150-03400	Cover(D), end	1	1						Std
	24150-04270	Cover(D), end	1	1						D
3	31220-12270	Bearing	1	1						
4	24150-03421	Cover, end	1	1						Std
	24150-04290	Cover, end	1	1						D
5	31220-12260	Bearing	1	1						
6	0000-85062	Ring, snap	1	1						
7	32390-14060	Cap, bolt	2	2						D
8	24150-03020	Housing, sensor	1	1						
9	0017-06016	Bolt, w/washers	2	2						
10	24180-00420	Terminal comp.	1	1						
11	24180-00372	Base, terminal	1	1						
12	0010-08030	Bolt	3	3						
13	0000-70008	Washer, lock	3	3						
14	0000-72008	Washer, plain	3	3						
15	0000-10008	Nut, jam	3	3						
16	0075-05016	Screw, w/washers	2	2						
18	0000-72008	Washer, plain	3	3						
19	70000-59250	Nut, spring	3	3						
20	56000-19810	Stator comp.	1							
	56000-19820	Stator comp.		1						
21	24150-03190	Rotor sub ass'y	1	1						
22	24150-04390	Cap	2	2						D
23	24150-04620	Bolt, w/washers	4	4						
24	70000-78100	Bearing comp., sensor	1	1						
	70000-46260	Bearing comp., sensor	(1)	(1)						
25	24150-03230	Spacer	1	1						

Note : \*1:13.5KW,32V,1800min-1,10min  
\*2:14.0KW,32V,1800min-1,10min  
Location:See fig.1510

Fig.4072K HYDRAULIC MOTOR  
U,SENSORLESS(241AC7100-)

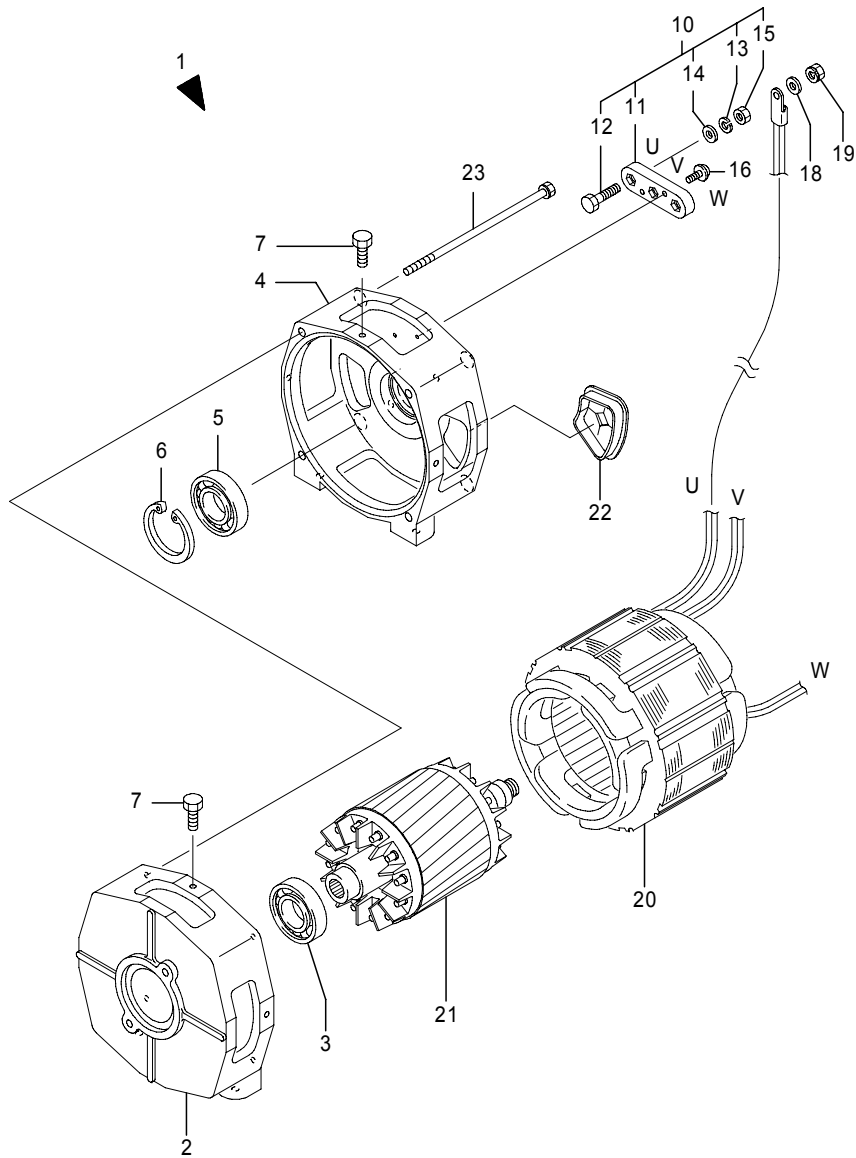


Fig.4072K HYDRAULIC MOTOR  
U,SENSORLESS(241AC7100-)

(A)=FB20P (D)=FB30P  
(B)=FB25P (E)=  
(C)=FB28P (F)=

No.	Parts No.	Parts Name	(A)	(B)	(C)	(D)	(E)	(F)	i/a	Remarks
1	56000-19680	Motor ass'y	1							AH135C2D,Std,*1
	56000-19690	Motor ass'y	1							AH135C2DA,D,*1
	56000-19700	Motor ass'y		1						AH140C2D,Std,*2
	56000-19710	Motor ass'y		1						AH140C2DA,D,*2
2	24150-03400	Cover(D), end	1	1						Std
	24150-04270	Cover(D), end	1	1						D
3	31220-12270	Bearing	1	1						
4	56000-13620	Cover, end	1	1						Std
	56000-13630	Cover, end	1	1						D
5	31220-12260	Bearing	1	1						
6	0000-85062	Ring, snap	1	1						
7	32390-14060	Cap, bolt	2	2						D
10	24180-00420	Terminal comp.	1	1						
11	24180-00372	Base, terminal	1	1						
12	0010-08030	Bolt	3	3						
13	0000-70008	Washer, lock	3	3						
14	0000-72008	Washer, plain	3	3						
15	0000-10008	Nut, jam	3	3						
16	0075-05016	Screw, w/washers	2	2						
18	0000-72008	Washer, plain	3	3						
19	70000-59250	Nut, spring	3	3						
20	56000-19810	Stator comp.	1							
	56000-19820	Stator comp.		1						
21	56000-13580	Rotor sub ass'y	1	1						
22	24150-04390	Cap	2	2						D
23	24150-04620	Bolt, w/washers	4	4						

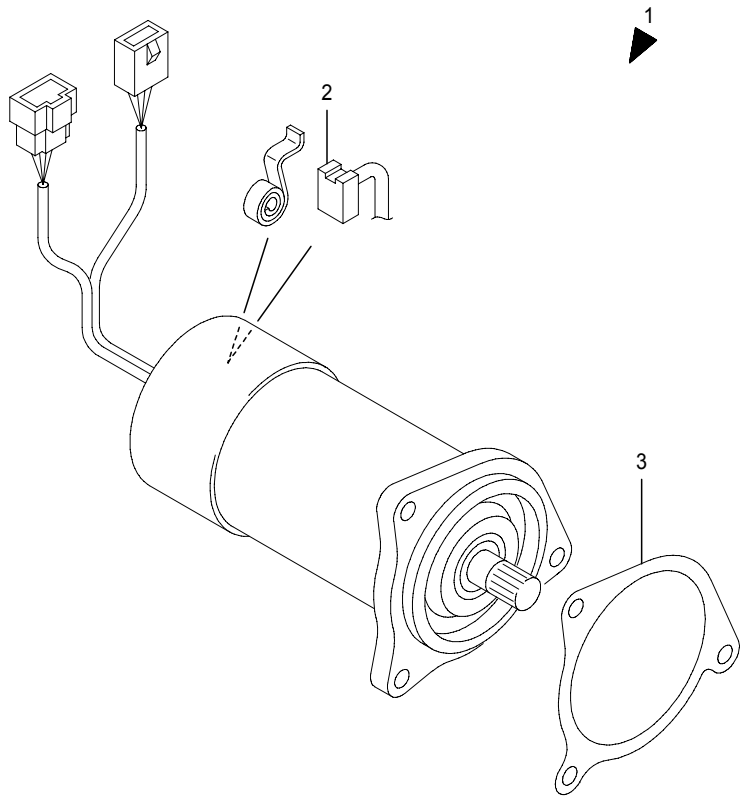
Note : \*1:13.5KW,32V,1800min-1,10min  
\*2:14.0KW,32V,1800min-1,10min  
Location:See fig.1510

Fig.4073 EPS MOTOR

Fig.4073 EPS MOTOR

(A)=FB20P (D)=FB30P  
 (B)=FB25P (E)=  
 (C)=FB28P (F)=

No.	Parts No.	Parts Name	(A)	(B)	(C)	(D)	(E)	(F)	i/a	Remarks
1	70000-15590	Motor ass'y	1	1	1					48V,550W/H
	32911-03320	Motor ass'y					1			72V,550W/H
2	70000-15600	Brush	2	2	2					
	32911-03300	Brush					2			
3	32911-02560	Packing, motor	1	1	1	1				



Note : Location:See fig.1313

Fig.4400A MAIN CONTROLLER 1  
[IGBT],FB20P-28P(-241AC4968),30P

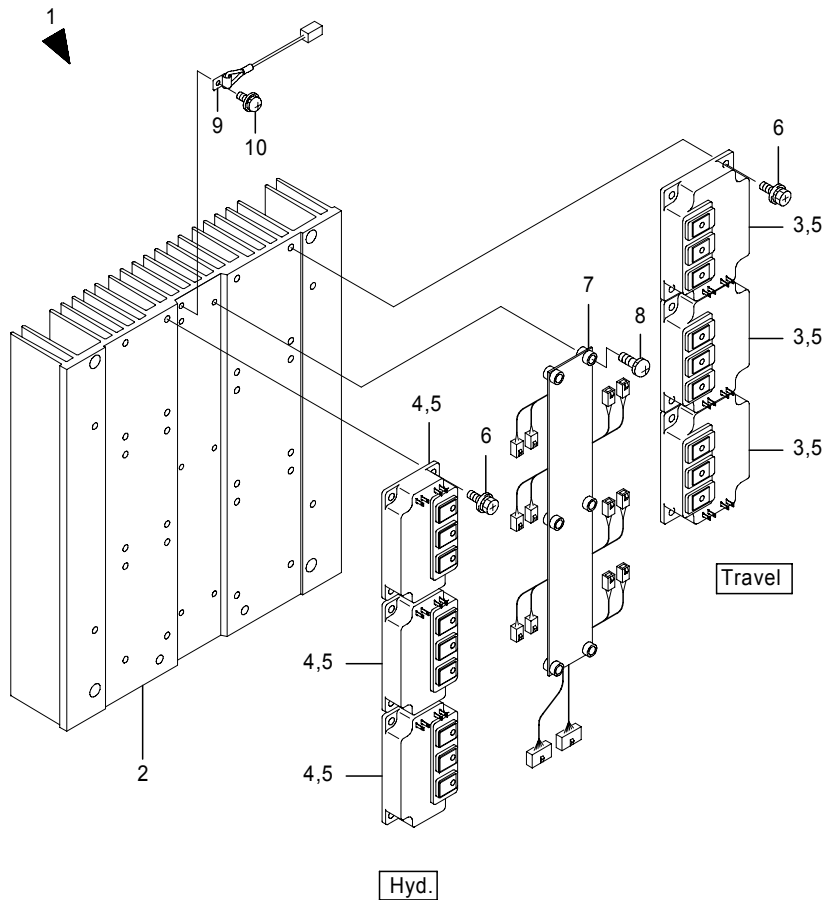


Fig.4400A MAIN CONTROLLER 1  
[IGBT],FB20P-28P(-241AC4968),30P

(A)=FB20P (D)=FB30P  
(B)=FB25P (E)=  
(C)=FB28P (F)=

No.	Parts No.	Parts Name	(A)	(B)	(C)	(D)	(E)	(F)	i/a	Remarks
1	54000-15491	Controller ass'y, main	1	1	1					CU104-50,*1
1-1	54000-15492	Controller ass'y, main (A=241AC2067-)(B=241AC2067-)(C=241AC2067-)	1	1	1				↑	CU104-50,*1
1-2	54000-15494	Controller ass'y, main (A=241AC2143-)(B=241AC2143-)(C=241AC2143-)	1	1	1				↑	CU104-50,*1
1-3	54000-15495	Controller ass'y, main (A=241AC3519-)(B=241AC3519-)(C=241AC3519-)	1	1	1				↑	CU104-50,*1
1-4	54000-15496	Controller ass'y, main (A=241AC4346-)(B=241AC4346-)(C=241AC4346-)	1	1	1				↑	CU104-50A,*1
	54001-05510	Controller ass'y, main (A=241AC4346-)(B=241AC4346-)(C=241AC4346-)	1	1	1				↑	CU106-91,CS,*1
1	54000-19351	Controller ass'y, main	1	1	1					CU104-53,Opt,*1
1-1	54000-19352	Controller ass'y, main (A=241AC2067-)(B=241AC2067-)(C=241AC2067-)	1	1	1				↑	CU104-53,Opt,*1
1-2	54000-19354	Controller ass'y, main (A=241AC2143-)(B=241AC2143-)(C=241AC2143-)	1	1	1				↑	CU104-53,Opt,*1
1-3	54000-19355	Controller ass'y, main (A=241AC3519-)(B=241AC3519-)(C=241AC3519-)	1	1	1				↑	CU104-53,Opt,*1
1-4	54000-19356	Controller ass'y, main (A=241AC4346-)(B=241AC4346-)(C=241AC4346-)	1	1	1				↑	CU104-53A,Opt,*1
	54001-05550	Controller ass'y, main (A=241AC4346-)(B=241AC4346-)(C=241AC4346-)	1	1	1				↑	CU106-94,Opt,CS,*1
1	54000-20731	Controller ass'y, main	1	1						CU104-52,U,*1
1-1	54000-20732	Controller ass'y, main (A=241AC2067-)(B=241AC2067-)	1	1					↑	CU104-52,U,*1
1-2	54000-20734	Controller ass'y, main (A=241AC2143-)(B=241AC2143-)	1	1					↑	CU104-52,U,*1
1-3	54000-20735	Controller ass'y, main (A=241AC3519-)(B=241AC3519-)	1	1					↑	CU104-52,U,*1
1-4	54000-20736	Controller ass'y, main (A=241AC****-)(B=241AC****-)	1	1						CU104-52,U,*1
1-5	54000-20737	Controller ass'y, main (A=241AC4346-)(B=241AC4346-)	1	1					↑	CU104-52A,U,*1
	54001-05530	Controller ass'y, main (A=241AC4346-)(B=241AC4346-)	1	1					↑	CU106-96,U,CS,*1

Note : \*1:Contents:Fig.4400-4403  
Parts important at the time of exchange  
32390-14540 Grease, silicon



Fig.4400A MAIN CONTROLLER 1  
[IGBT],FB20P-28P(-241AC4968),30P

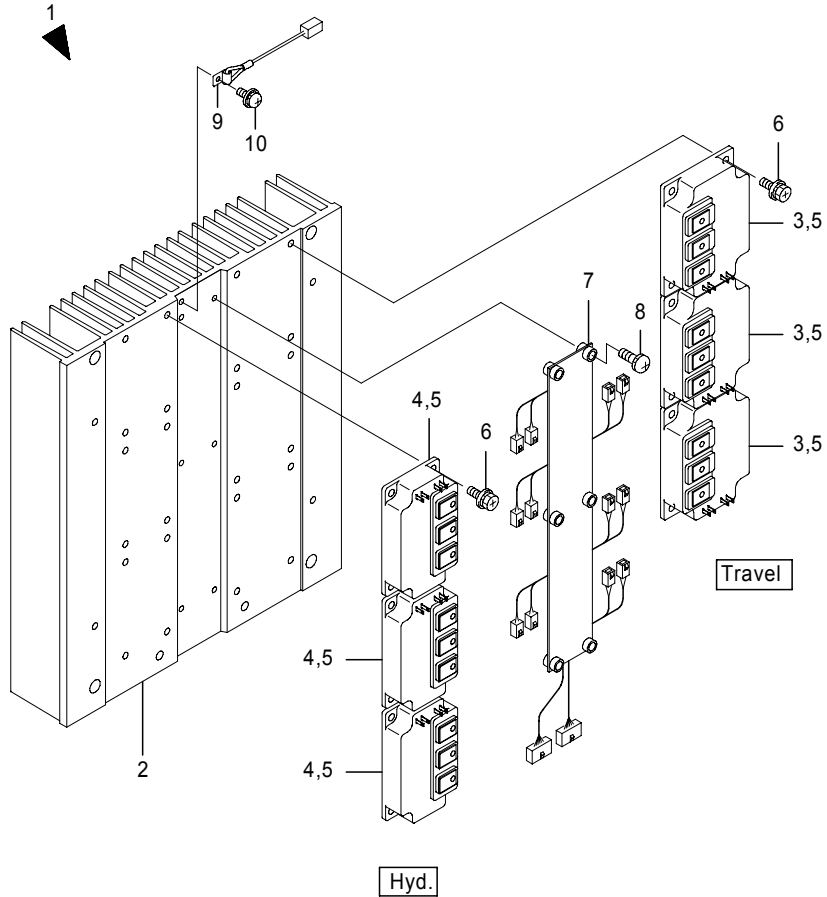


Fig.4400A MAIN CONTROLLER 1  
[IGBT],FB20P-28P(-241AC4968),30P

(A)=FB20P (D)=FB30P  
(B)=FB25P (E)=  
(C)=FB28P (F)=

No.	Parts No.	Parts Name	(A)	(B)	(C)	(D)	(E)	(F)	i/a	Remarks
1	54000-20991	Controller ass'y, main	1	1						CU104-55,U,Opt,*1
1-1	54000-20992 (A=241AC2067-)(B=241AC2067-)	Controller ass'y, main	1	1					↑	CU104-55,U,Opt,*1
1-2	54000-20994 (A=241AC2143-)(B=241AC2143-)	Controller ass'y, main	1	1					↑	CU104-55,U,Opt,*1
1-3	54000-20995 (A=241AC3519-)(B=241AC3519-)	Controller ass'y, main	1	1					↑	CU104-55,U,Opt,*1
1-4	54000-20996 (A=241AC****-)(B=241AC****-)	Controller ass'y, main	1	1						CU104-55,U,Opt,*1
1-5	54000-20997 (A=241AC4346-)(B=241AC4346-)	Controller ass'y, main	1	1					↑	CU104-55A,U,Opt,*1
	54001-05570 (A=241AC4346-)(B=241AC4346-)	Controller ass'y, main	1	1					↑	CU106-97,U,Opt,CS,*1
1	54000-19361	Controller ass'y, main					1			CU104-51,*1
1-1	54000-19362 (D=251AC0205-)	Controller ass'y, main					1		↑	CU104-51,*1
1-2	54000-19364 (D=251AC0221-)	Controller ass'y, main					1		↑	CU104-51,*1
1-3	54000-19365 (D=251AC0375-)	Controller ass'y, main					1		↑	CU104-51,*1
1-4	54000-19366 (D=251AC0518-)	Controller ass'y, main					1		↑	CU104-51A,*1
	54001-05520 (D=251AC0518-)	Controller ass'y, main					1		↑	CU106-92,CS,*1
1	54000-19371	Controller ass'y, main					1			CU104-54,Opt,*1
1-1	54000-19372 (D=251AC0205-)	Controller ass'y, main					1		↑	CU104-54,Opt,*1
1-2	54000-19374 (D=251AC0221-)	Controller ass'y, main					1		↑	CU104-54,Opt,*1
1-3	54000-19375 (D=251AC0375-)	Controller ass'y, main					1		↑	CU104-54,Opt,*1
1-4	54000-19376 (D=251AC0518-)	Controller ass'y, main					1		↑	CU104-54A,Opt,*1
	54001-05560 (D=251AC0518-)	Controller ass'y, main					1		↑	CU106-95,Opt,CS,*1

Note : \*1:Contents:Fig.4400-4403

Parts important at the time of exchange  
32390-14540 Grease, silicon

Fig.4400A MAIN CONTROLLER 1  
 [IGBT],FB20P-28P(-241AC4968),30P

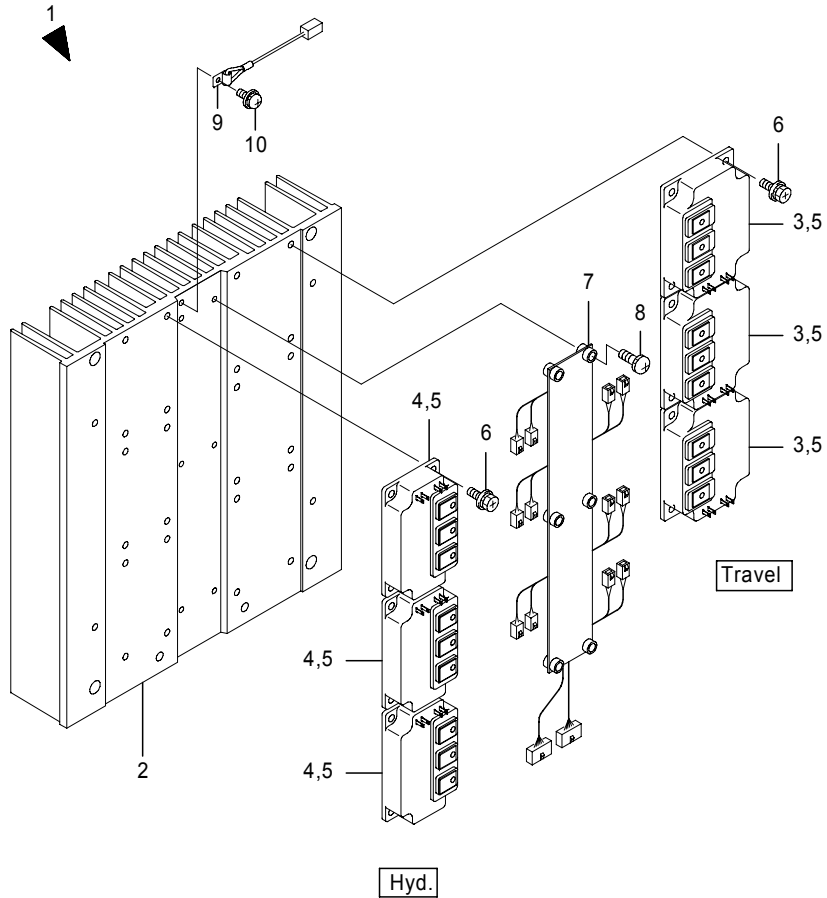


Fig.4400A MAIN CONTROLLER 1  
 [IGBT],FB20P-28P(-241AC4968),30P

(A)=FB20P (D)=FB30P  
 (B)=FB25P (E)=  
 (C)=FB28P (F)=

No.	Parts No.	Parts Name	(A)	(B)	(C)	(D)	(E)	(F)	i/a	Remarks
2	54000-19490	Sink, heat	1	1	1					
	54000-15480	Sink, heat	1	1	1					FB20P/25P-U
2-1	54000-15481	Sink, heat (A=241AC3939-)(B=241AC3939-)	1	1					↑	FB20P/25P-U
	54000-19490	Sink, heat (D=251AC0287-)				1			×	
3	35030-00790	Module, IGBT	3	3	3					
4	35030-00780	Module, IGBT	3	3	3					
5	35030-00790	Module, IGBT	6	6	6					FB20P/25P-U
5-1	35030-00790	Module, IGBT (D=251AC0287-)				3			×	for Travel
	35030-00780	Module, IGBT (D=251AC0287-)				3			×	for Hyd.
6	0016-06012	Bolt, w/washers	24	24	24	24				
7	54000-19610	Board comp., IGBT	1	1	1	1				
	54000-71250	Board comp., IGBT	(1)	(1)	(1)	(1)				
8	0077-04016	Screw, w/washer	6	6	6	6				
9	24200-56850	Sensor comp., heat	1	1	1	1				
10	0075-04008	Screw, w/washers	1	1	1	1				

Note : \*1:Contents:Fig.4400-4403  
 Parts important at the time of exchange  
 32390-14540 Grease, silicon

Fig.4400B MAIN CONTROLLER 1  
 [FET],FB20P-28P(241AC4969-,241AC5274-6265)

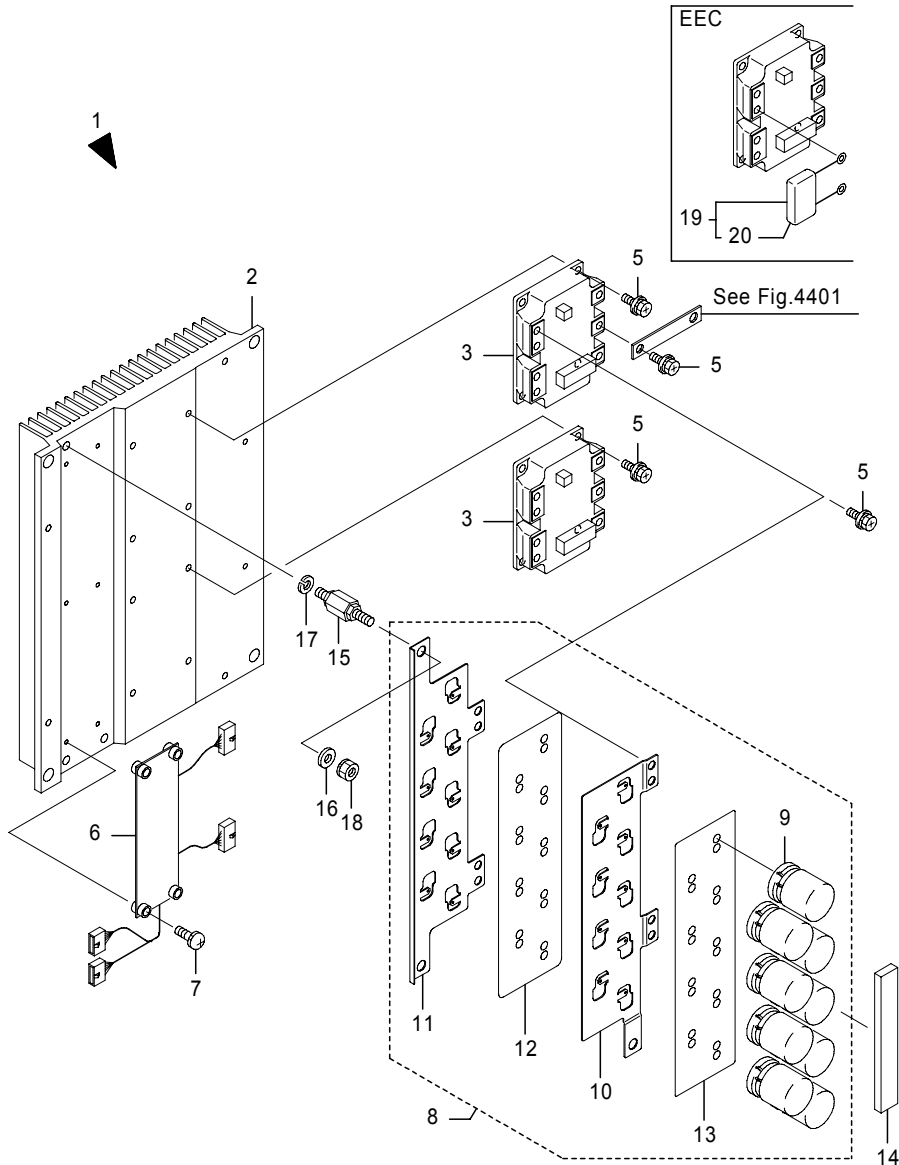


Fig.4400B MAIN CONTROLLER 1  
 [FET],FB20P-28P(241AC4969-,241AC5274-6265)

(A)=FB20P (D)=FB30P  
 (B)=FB25P (E)=  
 (C)=FB28P (F)=

No.	Parts No.	Parts Name	(A)	(B)	(C)	(D)	(E)	(F)	i/a	Remarks
1	54000-85282	Controller ass'y, main	1	1	1					CU107-61,*1
1-1	54000-85283	Controller ass'y, main	1	1	1				↑	CU107-61,*1
1	54001-14240	Controller ass'y, main	1	1	1					CU107-63,Opt,*1
1-1	54001-14241	Controller ass'y, main	1	1	1				↑	CU107-63,Opt,*1
(A=241AC6716-)(B=241AC6716-)(C=241AC6716-)										
1	54001-17150	Controller ass'y, main	1	1	1					CU107-71,EEC,*1
1-1	54001-17151	Controller ass'y, main	1	1	1				↑	CU107-71,EEC,*1
(A=241AC6716-)(B=241AC6716-)(C=241AC6716-)										
1	54001-17170	Controller ass'y, main	1	1	1					CU107-72,Opt,EEC,*1
1-1	54001-17171	Controller ass'y, main	1	1	1				↑	CU107-72,Opt,EEC,*1
(A=241AC6716-)(B=241AC6716-)(C=241AC6716-)										
1	54001-14260	Controller ass'y, main	1	1	1					CU107-65,CS,*1
1-1	54001-14261	Controller ass'y, main	1	1	1				↑	CU107-65,CS,*1
(A=241AC6716-)(B=241AC6716-)(C=241AC6716-)										
1	54001-14280	Controller ass'y, main	1	1	1					CU107-66,Opt,CS,*1
1-1	54001-14281	Controller ass'y, main	1	1	1				↑	CU107-66,Opt,CS,*1
(A=241AC6716-)(B=241AC6716-)(C=241AC6716-)										
1	54001-17190	Controller ass'y, main	1	1	1					CU107-75,EEC,CS,*1
1-1	54001-17191	Controller ass'y, main	1	1	1				↑	CU107-75,EEC,CS,*1
(A=241AC6716-)(B=241AC6716-)(C=241AC6716-)										
1	54001-17210	Controller ass'y, main	1	1	1					CU107-77,Opt,EEC,CS,*1
1-1	54001-17211	Controller ass'y, main	1	1	1				↑	CU107-77,Opt,EEC,CS,*1
(A=241AC6716-)(B=241AC6716-)(C=241AC6716-)										
2	54000-67541	Sink, heat	1	1	1					
3	70000-56760	Module, FET	2	2	2					
5	0016-06012	Bolt, w/washers	22	22	22					
6	54001-03031	Board comp., FET	1	1	1					SHIMOHIRA
6-1	54001-25090	Board comp., FET	1	1	1				↑	SANKO
(A=241AC5322-)(B=241AC5322-)(C=241AC5322-)										
7	0077-04016	Screw, w/washer	4	4	4					
8	54000-67550	Condenser comp.	1	1	1					
9	70000-24020	Condenser	9	9	9					KMH80VNSN5600M35E
10	54000-57640	Bar, lead(+)	1	1	1					
11	54000-57650	Bar, lead(-)	1	1	1					

Note : \*1:Contents:Fig.4400-4403  
 Parts important at the time of exchange  
 32390-12100 Grease, silicon

Fig.4400B MAIN CONTROLLER 1  
 [FET],FB20P-28P(241AC4969-,241AC5274-6265)

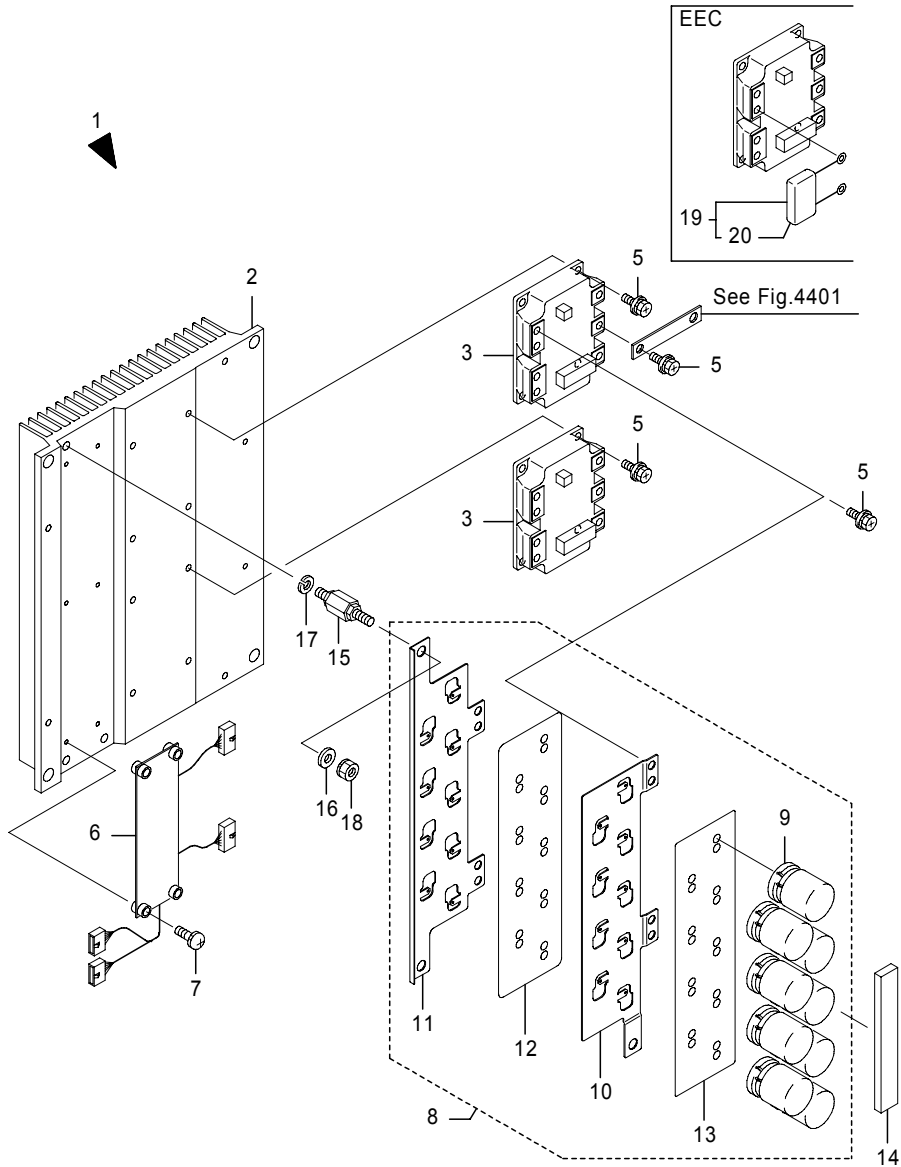


Fig.4400B MAIN CONTROLLER 1  
 [FET],FB20P-28P(241AC4969-,241AC5274-6265)

(A)=FB20P (D)=FB30P  
 (B)=FB25P (E)=  
 (C)=FB28P (F)=

No.	Parts No.	Parts Name	(A)	(B)	(C)	(D)	(E)	(F)	i/a	Remarks
13	54000-51660	Sheet, insulator(2)	1	1	1					
14	54001-03020	Cushion	1	1	1					
15	24200-63030	Terminal	3	3	3					
16	0000-72008	Washer, plain	3	3	3					
17	0000-70008	Washer, lock	3	3	3					
18	70000-59250	Nut, spring	3	3	3					
19	54001-17220	Condenser comp.,(2)	2	2	2					EEC
20	39110-00960	Condenser	1	1	1					EEC,QXF2E104KRPT
	39110-00980	Condenser	1	1	1					EEC,QXF2E474KRPT

Note : \*1:Contents:Fig.4400-4403  
 Parts important at the time of exchange  
 32390-12100 Grease, silicon

Fig.4400C MAIN CONTROLLER 1

[CAN],FB20P-28P(241AC5199-5273),30P(251AC0697-0714)

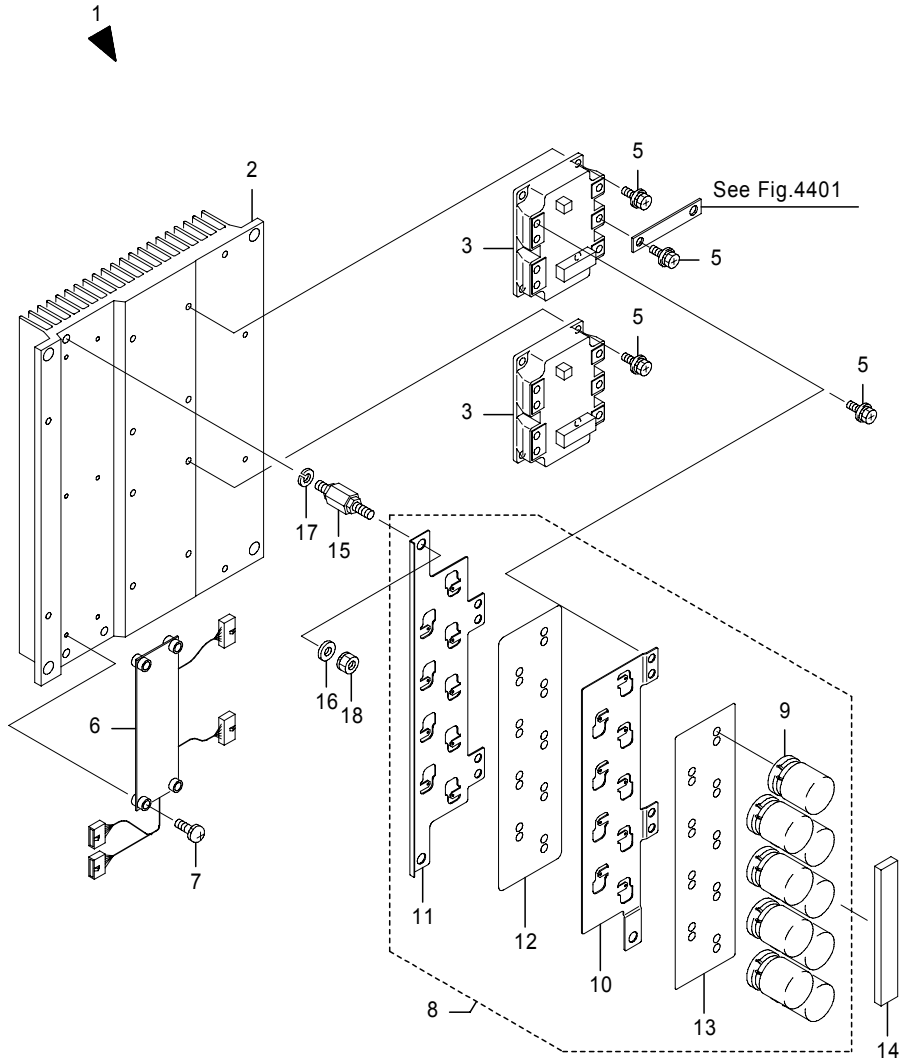
Fig.4400C MAIN CONTROLLER 1

[CAN],FB20P-28P(241AC5199-5273),30P(251AC0697-0714)

(A)=FB20P (D)=FB30P

(B)=FB25P (E)=

(C)=FB28P (F)=



No.	Parts No.	Parts Name	(A)	(B)	(C)	(D)	(E)	(F)	i/a	Remarks
1	54001-26250	Controller ass'y, main	1	1	1					*1
	54001-26260	Controller ass'y, main					1			*1
2	54000-67541	Sink, heat	1	1	1	1				
3	70000-56760	Module, FET	2	2	2					
	70000-86750	Module, FET					2			
5	0016-06012	Bolt, w/washers	22	22	22	22				
6	54001-23172	Board comp., FET	1	1	1	1				
7	0077-04016	Screw, w/washer	4	4	4	4				
8	54000-67550	Condenser comp.	1	1	1					
	54000-82751	Condenser comp.					1			
9	70000-24020	Condenser	9	9	9					KMH80VNSN5600M35E
	70000-02540	Condenser					9			KMH100VNSN4700M35F
10	54000-57640	Bar, lead(+)	1	1	1					
	54001-01230	Bar, lead(+)					1			
11	54000-57650	Bar, lead(-)	1	1	1	1				
12	54000-51650	Sheet, insulator(1)	1	1	1	1				
13	54000-51660	Sheet, insulator(2)	1	1	1	1				
14	54001-03020	Cushion	1	1	1	1				
15	24200-63030	Terminal	3	3	3	3				
16	0000-72008	Washer, plain	3	3	3	3				
17	0000-70008	Washer, lock	3	3	3	3				
18	70000-59250	Nut, spring	3	3	3	3				

Note : \*1:Contents:Fig.4400-4403

Parts important at the time of exchange

32390-12100 Grease, silicon

Fig.4400D MAIN CONTROLLER 1  
 [CAN/OIS],FB20P-28P(241AC6266-),30P(251AC0881-)

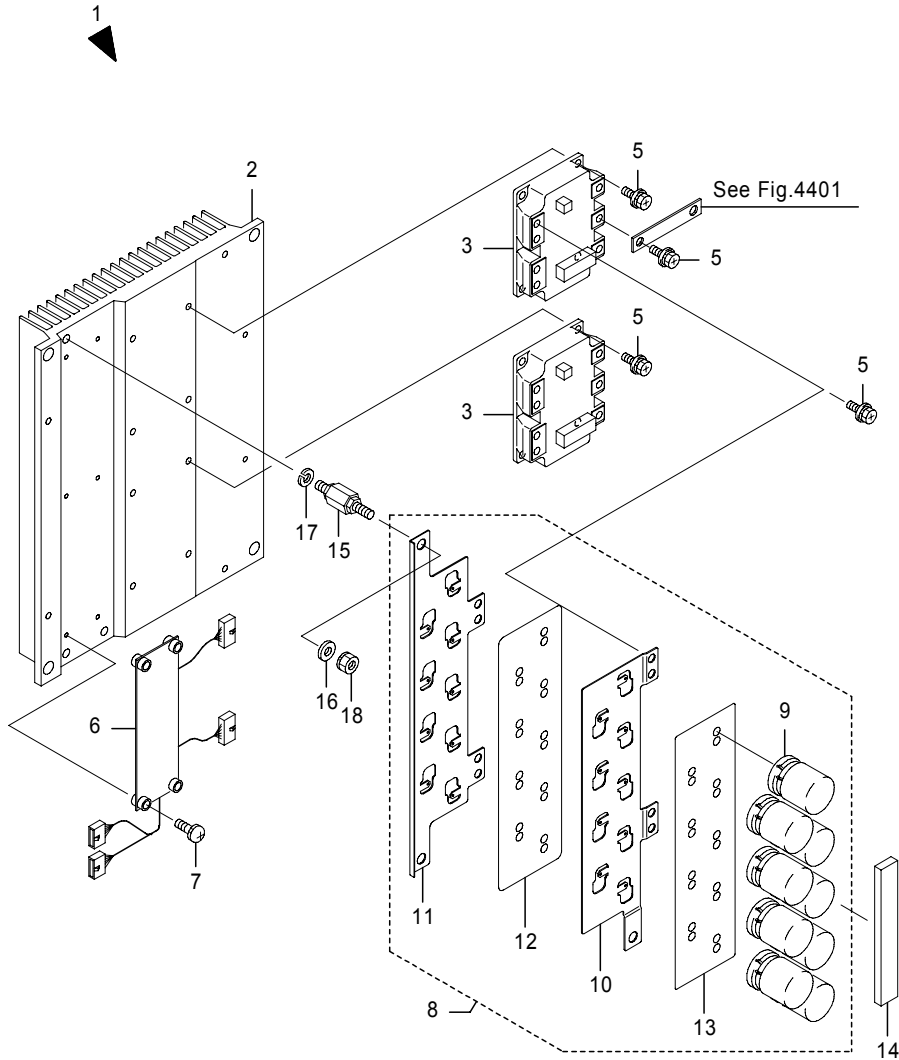


Fig.4400D MAIN CONTROLLER 1  
 [CAN/OIS],FB20P-28P(241AC6266-),30P(251AC0881-)

(A)=FB20P (D)=FB30P  
 (B)=FB25P (E)=  
 (C)=FB28P (F)=

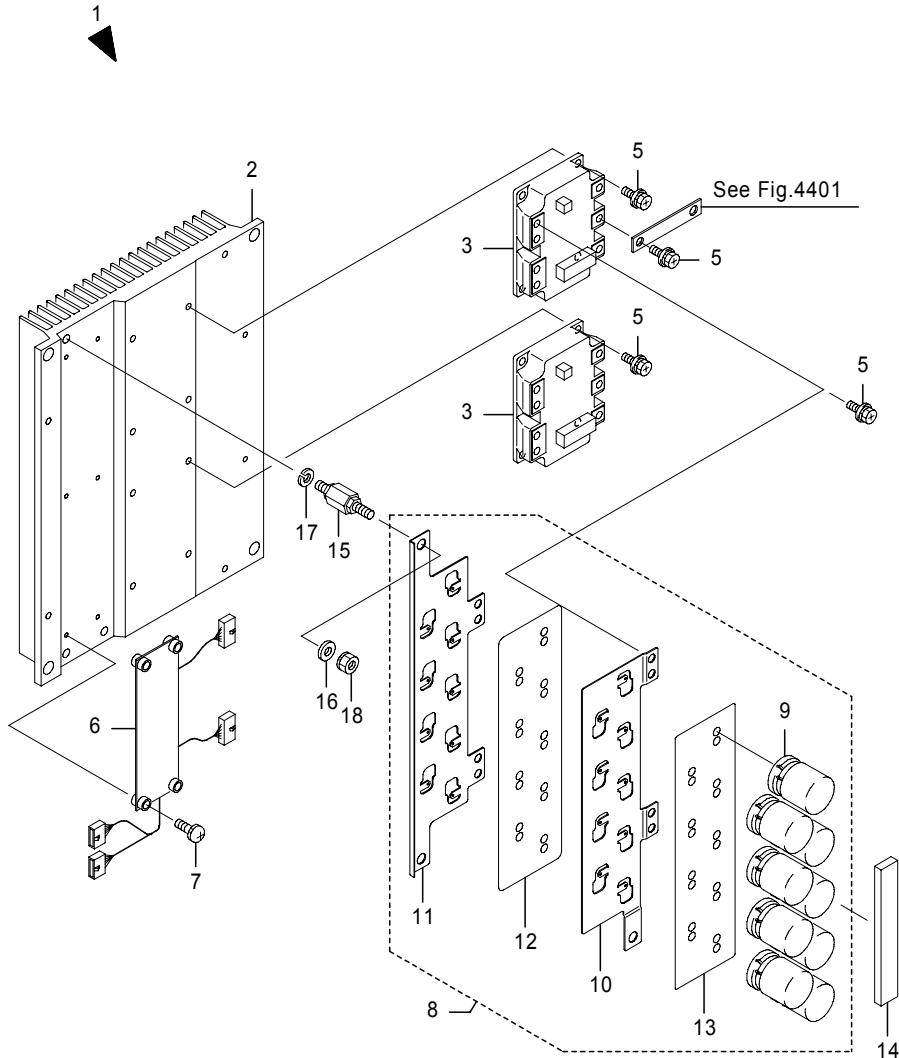
No.	Parts No.	Parts Name	(A)	(B)	(C)	(D)	(E)	(F)	i/a	Remarks
1	54001-26251	Controller ass'y, main	1	1	1					Std
1-1	54001-68810	Controller ass'y, main (A=241AC7100-)(B=241AC7100-)(C=241AC7100-)	1	1	1				×	Std
1-2	54001-68811	Controller ass'y, main (A=241AC7310-)(B=241AC7310-)(C=241AC7310-)	1	1	1				↑	Std
1-3	54001-74870	Controller ass'y, main (A=241AC7402-)(B=241AC7402-)(C=241AC7402-)	1	1	1				×	Std
1-4	54001-74860	Controller ass'y, main (A=241AC7725-)(B=241AC7725-)(C=241AC7725-)	1	1	1				↑	Std
1-5	54001-74861	Controller ass'y, main (A=241AC7923-)(B=241AC7923-)(C=241AC7923-)	1	1	1				↑	Std
1-6	54001-74862	Controller ass'y, main (A=241AC7947-)(B=241AC7947-)(C=241AC7947-)	1	1	1				↑	Std
1-7	54001-74863	Controller ass'y, main (A=241AC8055-)(B=241AC8055-)(C=241AC8055-)	1	1	1				↑	Std
1	54001-26261	Controller ass'y, main				1				Std
1-1	54001-68820	Controller ass'y, main (D=251AC1058-)				1			×	Std
1-2	54001-68821	Controller ass'y, main (D=251AC1076-)				1			↑	Std
1-3	54001-74880	Controller ass'y, main (D=251AC1083-)				1			×	Std
1-4	54001-74881	Controller ass'y, main (D=251AC1156-)				1			↑	Std
1-5	54001-74882	Controller ass'y, main (D=251AC1161-)				1			↑	Std
1-6	54001-74883	Controller ass'y, main (D=251AC1177-)				1			↑	Std
1	54001-34520	Controller ass'y, main	1	1	1					Std,Opt
1-1	54001-68840	Controller ass'y, main (A=241AC7100-)(B=241AC7100-)(C=241AC7100-)	1	1	1				×	Std,Opt
1-2	54001-68841	Controller ass'y, main (A=241AC7310-)(B=241AC7310-)(C=241AC7310-)	1	1	1				↑	Std,Opt
1-3	54001-74900	Controller ass'y, main (A=241AC7402-)(B=241AC7402-)(C=241AC7402-)	1	1	1				×	Std,Opt

Note : \*1:Contents:Fig.4400-4403  
 Parts important at the time of exchange  
 32390-12100 Grease, silicon

Fig.4400D MAIN CONTROLLER 1  
 [CAN/OIS],FB20P-28P(241AC6266-),30P(251AC0881-)

Fig.4400D MAIN CONTROLLER 1  
 [CAN/OIS],FB20P-28P(241AC6266-),30P(251AC0881-)

(A)=FB20P (D)=FB30P  
 (B)=FB25P (E)=  
 (C)=FB28P (F)=



No.	Parts No.	Parts Name	(A)	(B)	(C)	(D)	(E)	(F)	i/a	Remarks
1-4	54001-74890	Controller ass'y, main (A=241AC7725-)(B=241AC7725-)(C=241AC7725-)	1	1	1				⌄	Std,Opt
1-5	54001-74891	Controller ass'y, main (A=241AC7923-)(B=241AC7923-)(C=241AC7923-)	1	1	1				⌄	Std,Opt
1-6	54001-74892	Controller ass'y, main (A=241AC7947-)(B=241AC7947-)(C=241AC7947-)	1	1	1				⌄	Std,Opt
1-7	54001-74893	Controller ass'y, main (A=241AC8055-)(B=241AC8055-)(C=241AC8055-)	1	1	1				⌄	Std,Opt
1	54001-34530	Controller ass'y, main					1			Std,Opt
1-1	54001-68850	Controller ass'y, main (D=251AC1058-)					1		×	Std,Opt
1-2	54001-68851	Controller ass'y, main (D=251AC1076-)					1		⌄	Std,Opt
1-3	54001-74910	Controller ass'y, main (D=251AC1083-)					1		×	Std,Opt
1-4	54001-74911	Controller ass'y, main (D=251AC1156-)					1		⌄	Std,Opt
1-5	54001-74912	Controller ass'y, main (D=251AC1161-)					1		⌄	Std,Opt
1-6	54001-74913	Controller ass'y, main (D=251AC1177-)					1		⌄	Std,Opt
1	54001-34550	Controller ass'y, main	1	1	1					CS
1-1	54001-68870	Controller ass'y, main (A=241AC7100-)(B=241AC7100-)(C=241AC7100-)	1	1	1				×	CS
1-2	54001-68871	Controller ass'y, main (A=241AC7310-)(B=241AC7310-)(C=241AC7310-)	1	1	1				⌄	CS
1-3	54001-74930	Controller ass'y, main (A=241AC7402-)(B=241AC7402-)(C=241AC7402-)	1	1	1				×	CS
1-4	54001-74920	Controller ass'y, main (A=241AC7725-)(B=241AC7725-)(C=241AC7725-)	1	1	1				⌄	CS
1-5	54001-74921	Controller ass'y, main (A=241AC7923-)(B=241AC7923-)(C=241AC7923-)	1	1	1				⌄	CS
1-6	54001-74922	Controller ass'y, main (A=241AC7947-)(B=241AC7947-)(C=241AC7947-)	1	1	1				⌄	CS

Note : \*1:Contents:Fig.4400-4403  
 Parts important at the time of exchange  
 32390-12100 Grease, silicon

Fig.4400D MAIN CONTROLLER 1  
 [CAN/OIS],FB20P-28P(241AC6266-),30P(251AC0881-)

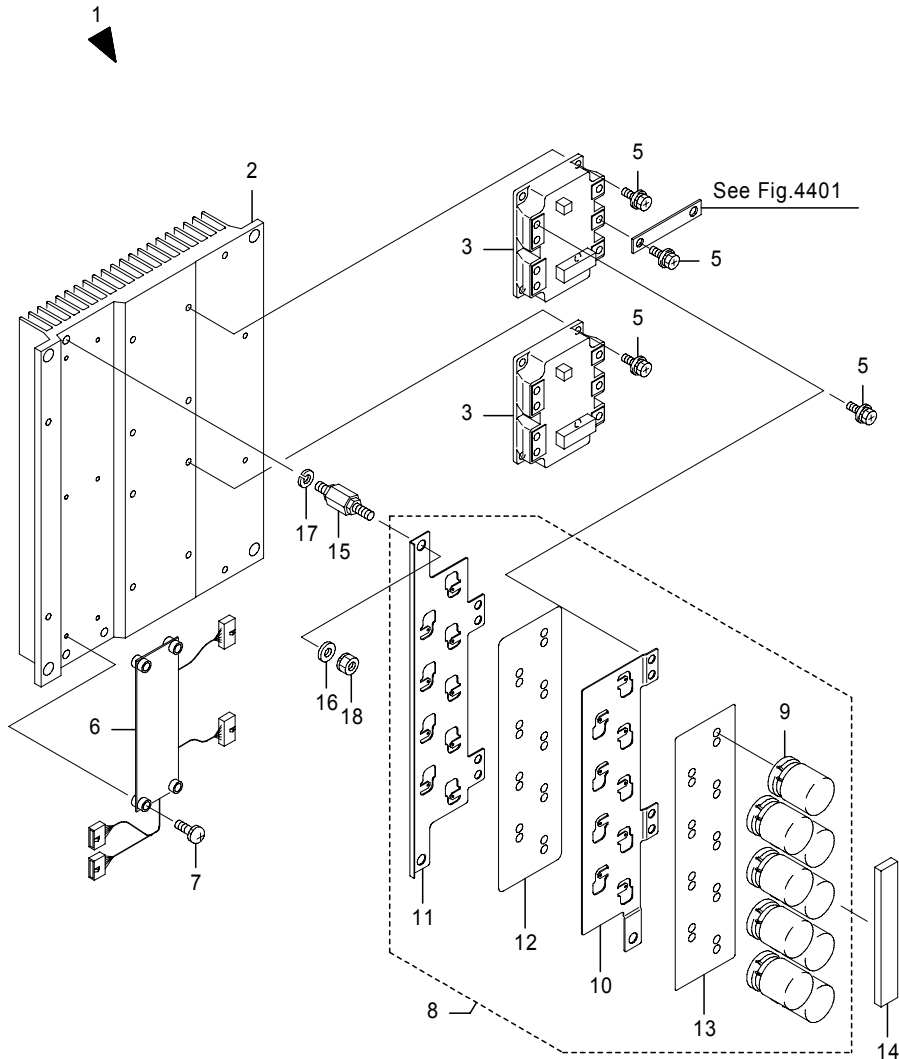


Fig.4400D MAIN CONTROLLER 1  
 [CAN/OIS],FB20P-28P(241AC6266-),30P(251AC0881-)

(A)=FB20P (D)=FB30P  
 (B)=FB25P (E)=  
 (C)=FB28P (F)=

No.	Parts No.	Parts Name	(A)	(B)	(C)	(D)	(E)	(F)	i/a	Remarks
1-7	54001-74923	Controller ass'y, main (A=241AC8055-)(B=241AC8055-)(C=241AC8055-)	1	1	1				↑	CS
1	54001-34560	Controller ass'y, main					1			CS
1-1	54001-68880	Controller ass'y, main (D=251AC1058-)					1		×	CS
1-2	54001-68881	Controller ass'y, main (D=251AC1076-)					1		↑	CS
1-3	54001-74940	Controller ass'y, main (D=251AC1083-)					1		×	CS
1-4	54001-74941	Controller ass'y, main (D=251AC1156-)					1		↑	CS
1-5	54001-74942	Controller ass'y, main (D=251AC1161-)					1		↑	CS
1-6	54001-74943	Controller ass'y, main (D=251AC1177-)					1		↑	CS
1	54001-34580	Controller ass'y, main	1	1	1					CS,Opt
1-1	54001-68900	Controller ass'y, main (A=241AC7100-)(B=241AC7100-)(C=241AC7100-)	1	1	1				×	CS,Opt
1-2	54001-68901	Controller ass'y, main (A=241AC7310-)(B=241AC7310-)(C=241AC7310-)	1	1	1				↑	CS,Opt
1-3	54001-74960	Controller ass'y, main (A=241AC7402-)(B=241AC7402-)(C=241AC7402-)	1	1	1				×	CS,Opt
1-4	54001-74950	Controller ass'y, main (A=241AC7725-)(B=241AC7725-)(C=241AC7725-)	1	1	1				↑	CS,Opt
1-5	54001-74951	Controller ass'y, main (A=241AC7923-)(B=241AC7923-)(C=241AC7923-)	1	1	1				↑	CS,Opt
1-6	54001-74952	Controller ass'y, main (A=241AC7947-)(B=241AC7947-)(C=241AC7947-)	1	1	1				↑	CS,Opt
1-7	54001-74953	Controller ass'y, main (A=241AC8055-)(B=241AC8055-)(C=241AC8055-)	1	1	1				↑	CS,Opt
1	54001-34590	Controller ass'y, main					1			CS,Opt
1-1	54001-68910	Controller ass'y, main (D=251AC1058-)					1		×	CS,Opt
1-2	54001-68911	Controller ass'y, main (D=251AC1076-)					1		↑	CS,Opt

Note : \*1:Contents:Fig.4400-4403

Parts important at the time of exchange  
 32390-12100 Grease, silicon



Fig.4400D MAIN CONTROLLER 1  
 [CAN/OIS],FB20P-28P(241AC6266-),30P(251AC0881-)

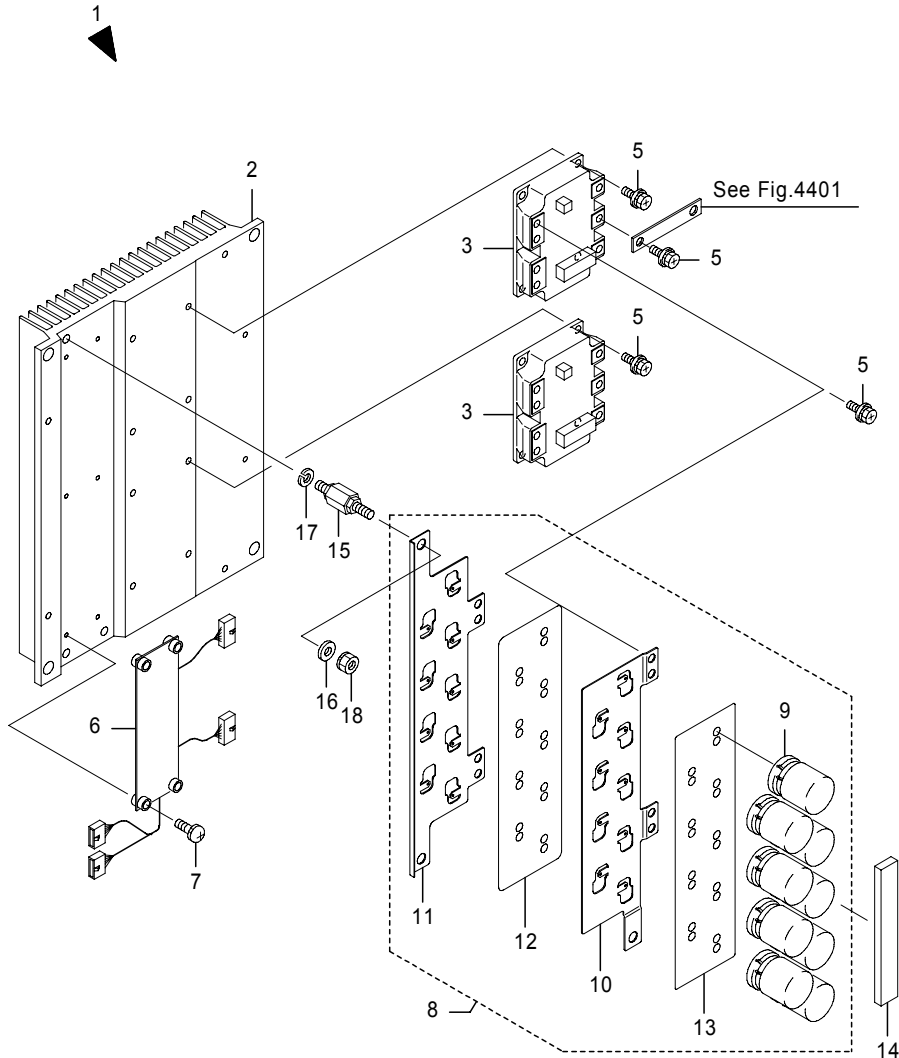


Fig.4400D MAIN CONTROLLER 1  
 [CAN/OIS],FB20P-28P(241AC6266-),30P(251AC0881-)

(A)=FB20P (D)=FB30P  
 (B)=FB25P (E)=  
 (C)=FB28P (F)=

No.	Parts No.	Parts Name	(A)	(B)	(C)	(D)	(E)	(F)	i/a	Remarks
1-3	54001-74970	Controller ass'y, main (D=251AC1083-)				1			×	CS,Opt
1-4	54001-74971	Controller ass'y, main (D=251AC1156-)				1			↑	CS,Opt
1-5	54001-74972	Controller ass'y, main (D=251AC1161-)				1			↑	CS,Opt
1-6	54001-74973	Controller ass'y, main (D=251AC1177-)				1			↑	CS,Opt
2	54000-67541	Sink, heat	1	1	1	1				
3	70000-56760	Module, FET	2	2	2					
	70000-86750	Module, FET				2				
5	0016-06012	Bolt, w/washers	22	22	22	22				
6	54001-23172	Board comp., FET	1	1	1	1				PB107-12
6-1	54001-23173	Board comp., FET (A=241AC7310-)(B=241AC7310-)(C=241AC7310-)(D=251AC1076-)	1	1	1	1			↑	PB107-12A
6-2	54001-83930	Board comp., FET (A=241AC7947-)(B=241AC7947-)(C=241AC7947-)(D=251AC1161-)	1	1	1	1			↑	PB107-12B
6	54001-23182	Board comp., FET	(1)	(1)	(1)	(1)				PB107-13
6-1	54001-23183	Board comp., FET (A=241AC7310-)(B=241AC7310-)(C=241AC7310-)(D=251AC1076-)	(1)	(1)	(1)	(1)			↑	PB107-13A
6-2	54001-83940	Board comp., FET (A=241AC7947-)(B=241AC7947-)(C=241AC7947-)(D=251AC1161-)	(1)	(1)	(1)	(1)			↑	PB107-13B
7	0077-04016	Screw, w/washer	4	4	4	4				
8	54000-67550	Condenser comp.	1	1	1					
	54000-82751	Condenser comp.				1				
9	70000-24020	Condenser	9	9	9					
	70000-02540	Condenser				9				
10	54000-57640	Bar, lead(+)	1	1	1	1				
11	54000-57650	Bar, lead(-)	1	1	1	1				
12	54000-51650	Sheet, insulator(1)	1	1	1	1				
13	54000-51660	Sheet, insulator(2)	1	1	1	1				
14	54001-18791	Cushion	1	1	1	1				
15	24200-63030	Terminal	3	3	3	3				
16	0000-72008	Washer, plain	3	3	3	3				

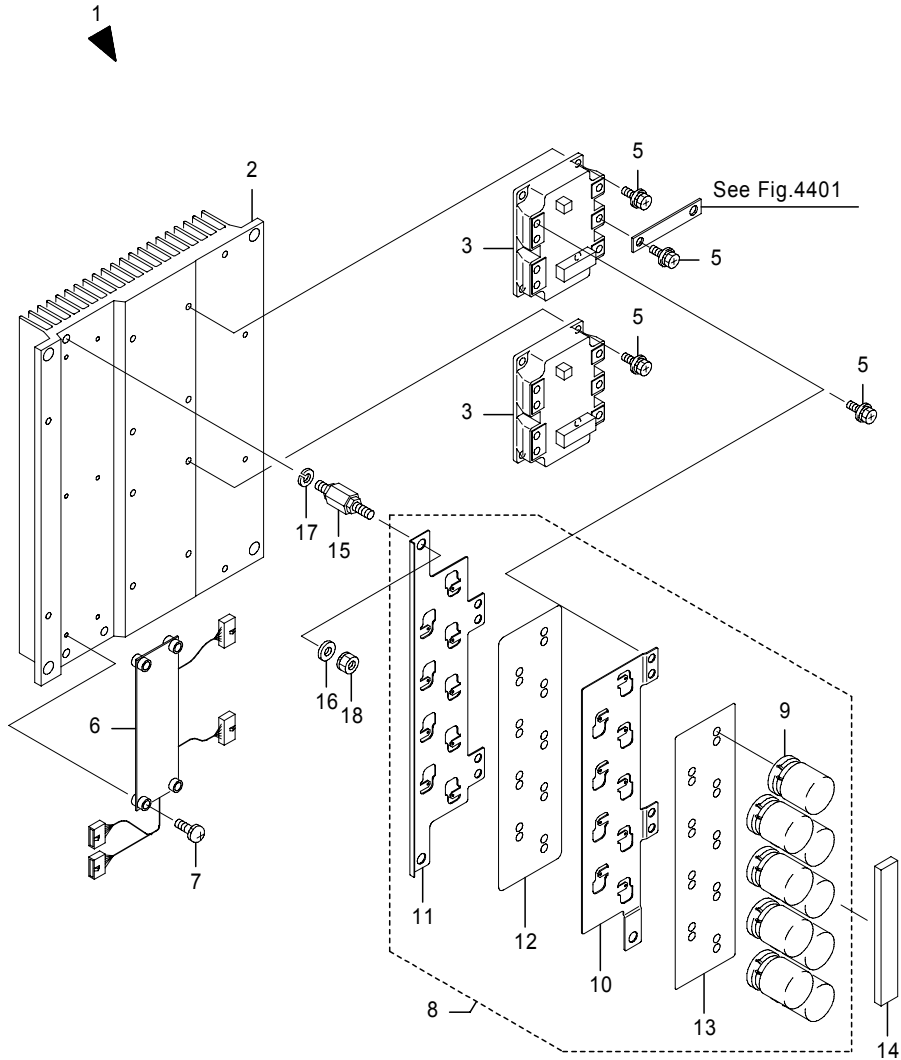
Note : \*1:Contents:Fig.4400-4403  
 Parts important at the time of exchange  
 32390-12100 Grease, silicon

Fig.4400D MAIN CONTROLLER 1  
 [CAN/OIS],FB20P-28P(241AC6266-),30P(251AC0881-)

Fig.4400D MAIN CONTROLLER 1  
 [CAN/OIS],FB20P-28P(241AC6266-),30P(251AC0881-)

(A)=FB20P (D)=FB30P  
 (B)=FB25P (E)=  
 (C)=FB28P (F)=

No.	Parts No.	Parts Name	(A)	(B)	(C)	(D)	(E)	(F)	i/a	Remarks
18	70000-59250	Nut, spring	3	3	3	3				




---



---



---



---



---



---



---



---



---



---

Note : \*1:Contents:Fig.4400-4403  
 Parts important at the time of exchange  
 32390-12100 Grease, silicon

Fig.4401A MAIN CONTROLLER 2  
[IGBT],FB20P-28P(-241AC4968),30P

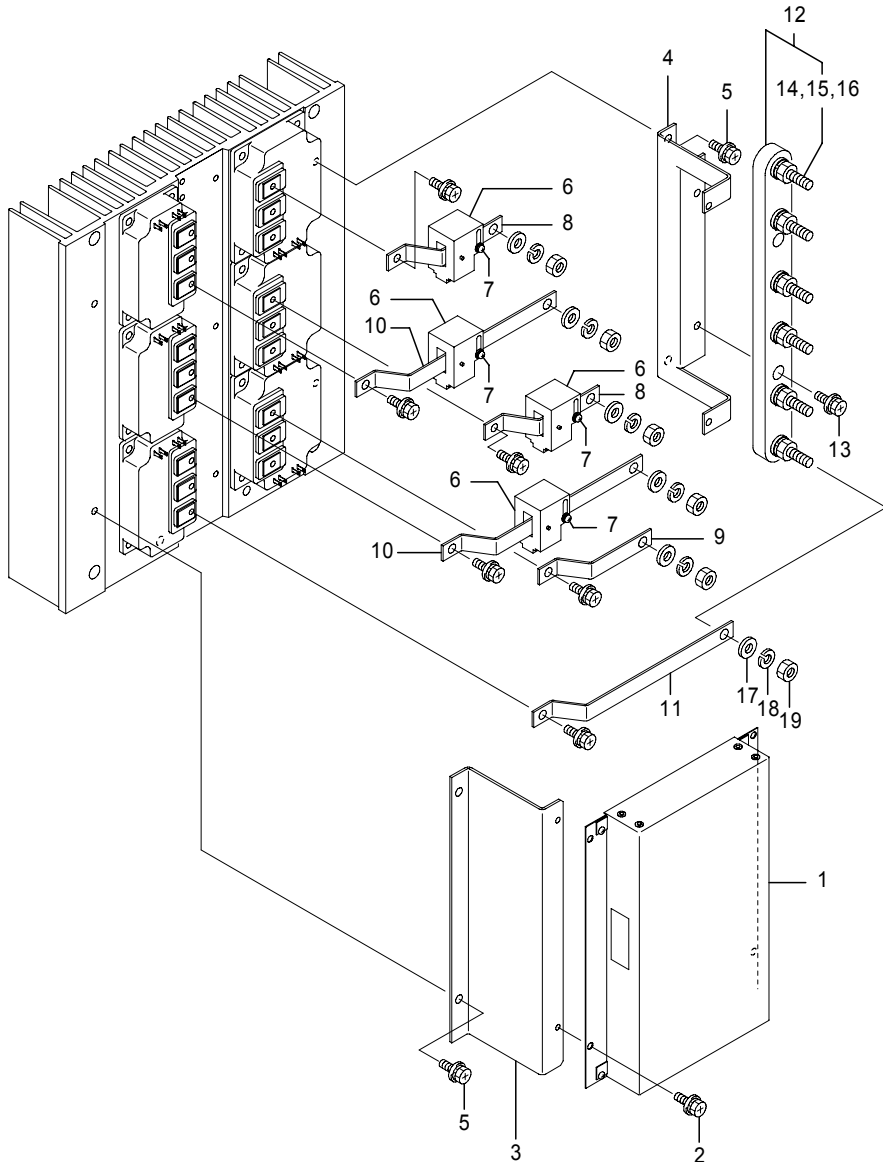


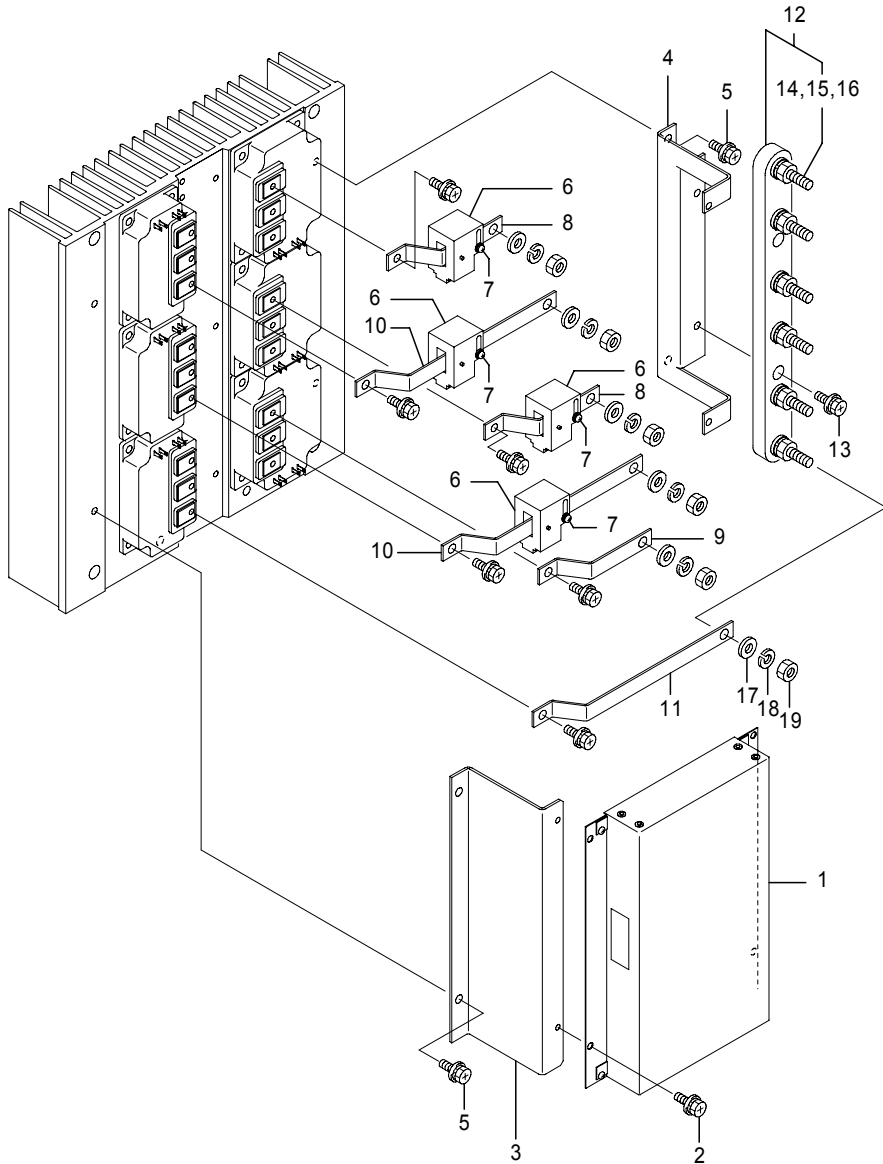
Fig.4401A MAIN CONTROLLER 2  
[IGBT],FB20P-28P(-241AC4968),30P

(A)=FB20P (D)=FB30P  
(B)=FB25P (E)=  
(C)=FB28P (F)=

No.	Parts No.	Parts Name	(A)	(B)	(C)	(D)	(E)	(F)	i/a	Remarks
1	54000-20412	Board comp., MPU	1	1	1					PBC104-00
1-1	54000-20413	Board comp., MPU (A=241AC2067-)(B=241AC2067-)(C=241AC2067-)	1	1	1				↑	PBC104-00A
1-2	54000-20414	Board comp., MPU (A=241AC2143-)(B=241AC2143-)(C=241AC2143-)	1	1	1				↑	PBC104-00A
1-3	54000-20416	Board comp., MPU (A=241AC2778-)(B=241AC2778-)(C=241AC2778-)	1	1	1				↑	PBC104-00A
1-4	54000-20417	Board comp., MPU (A=241AC3519-)(B=241AC3519-)(C=241AC3519-)	1	1	1				↑	PBC104-00A
1-5	54000-20418	Board comp., MPU (A=241AC4346-)(B=241AC4346-)(C=241AC4346-)	1	1	1				↑	PBC104-00A
1-4	54000-65360	Board comp., MPU (A=241AC3140-)(B=241AC3140-)(C=241AC3140-)	1	1	1				×	PBC104-00B
1-5	54000-65361	Board comp., MPU (A=241AC3519-)(B=241AC3519-)(C=241AC3519-)	1	1	1				↑	PBC104-00C
1-6	54000-65362	Board comp., MPU (A=241AC4346-)(B=241AC4346-)(C=241AC4346-)	1	1	1				↑	PBC104-00D
	54001-05610	Board comp., MPU (A=241AC4346-)(B=241AC4346-)(C=241AC4346-)	1	1	1				↑	PBC104-06,CS
1	54000-20422	Board comp., MPU	1	1		1				PBC104-01,FB20P/25P-U
1-1	54000-20423	Board comp., MPU (A=241AC2067-)(B=241AC2067-)	1	1		1			↑	PBC104-01A,FB20P/25P-U (D=251AC0205-)
1-2	54000-20424	Board comp., MPU (A=241AC2143-)(B=241AC2143-)	1	1		1			↑	PBC104-01A,FB20P/25P-U (D=251AC0221-)
1-3	54000-20426	Board comp., MPU (A=241AC2778-)(B=241AC2778-)	1	1					↑	PBC104-01A,FB20P/25P-U
1-4	54000-20427	Board comp., MPU (A=241AC3519-)(B=241AC3519-)	1	1					↑	PBC104-01B,FB20P/25P-U
1-5	54000-20428	Board comp., MPU (A=241AC4346-)(B=241AC4346-)	1	1					↑	PBC104-01C,FB20P/25P-U
	54001-05620	Board comp., MPU (A=241AC4346-)(B=241AC4346-)	1	1					↑	PBC104-07,FB20P/25P-U,CS
1-3	54000-20416	Board comp., MPU (D=251AC0287-)					1		×	PBC104-00A

Note :

Fig.4401A MAIN CONTROLLER 2  
[IGBT],FB20P-28P(-241AC4968),30P



485-0395-02A  
(485-0395)

Fig.4401A MAIN CONTROLLER 2  
[IGBT],FB20P-28P(-241AC4968),30P

(A)=FB20P (D)=FB30P  
(B)=FB25P (E)=  
(C)=FB28P (F)=

No.	Parts No.	Parts Name	(A)	(B)	(C)	(D)	(E)	(F)	i/a	Remarks
1-4	54000-20417	Board comp., MPU (D=251AC0375-)							1	↑ PBC104-00A
1-5	54000-20418	Board comp., MPU (D=251AC0518-)							1	↑ PBC104-00A
1-4	54000-65360	Board comp., MPU (D=251AC0324-)							1	× PBC104-00B
1-5	54000-65361	Board comp., MPU (D=251AC0375-)							1	↑ PBC104-00C
1-6	54000-65362	Board comp., MPU (D=251AC0518-)							1	↑ PBC104-00D
	54001-05610	Board comp., MPU (D=251AC0518-)							1	↑ PBC104-06,CS
1	54000-20432	Board comp., MPU	1	1	1					PBC104-02,Opt
1-1	54000-20433	Board comp., MPU (A=241AC2067-)(B=241AC2067-)(C=241AC2067-)	1	1	1					↑ PBC104-02A,Opt
1-2	54000-20434	Board comp., MPU (A=241AC2143-)(B=241AC2143-)(C=241AC2143-)	1	1	1					↑ PBC104-02A,Opt
1-3	54000-20436	Board comp., MPU (A=241AC2778-)(B=241AC2778-)(C=241AC2778-)	1	1	1					↑ PBC104-02A,Opt
1-4	54000-65370	Board comp., MPU (A=241AC3140-)(B=241AC3140-)(C=241AC3140-)	1	1	1					× PBC104-02B,Opt
1-5	54000-65371	Board comp., MPU (A=241AC3519-)(B=241AC3519-)(C=241AC3519-)	1	1	1					↑ PBC104-02C,Opt
1-6	54000-65372	Board comp., MPU (A=241AC4346-)(B=241AC4346-)(C=241AC4346-)	1	1	1					↑ PBC104-02D,Opt
	54001-05630	Board comp., MPU (A=241AC4346-)(B=241AC4346-)(C=241AC4346-)	1	1	1					↑ PBC104-08,Opt,CS
1	54000-20442	Board comp., MPU	1	1		1				PBC104-03,FB20P/25P-U,Opt
1-1	54000-20443	Board comp., MPU (A=241AC2067-)(B=241AC2067-) (D=251AC0205-)	1	1		1				↑ PBC104-03A,FB20P/25P-U,Opt
1-2	54000-20444	Board comp., MPU (A=241AC2143-)(B=241AC2143-) (D=251AC0221-)	1	1		1				↑ PBC104-03A,FB20P/25P-U,Opt
1-3	54000-20446	Board comp., MPU (A=241AC2778-)(B=241AC2778-)	1	1						↑ PBC104-03A,U,Opt

Note :

Fig.4401A MAIN CONTROLLER 2  
[IGBT],FB20P-28P(-241AC4968),30P

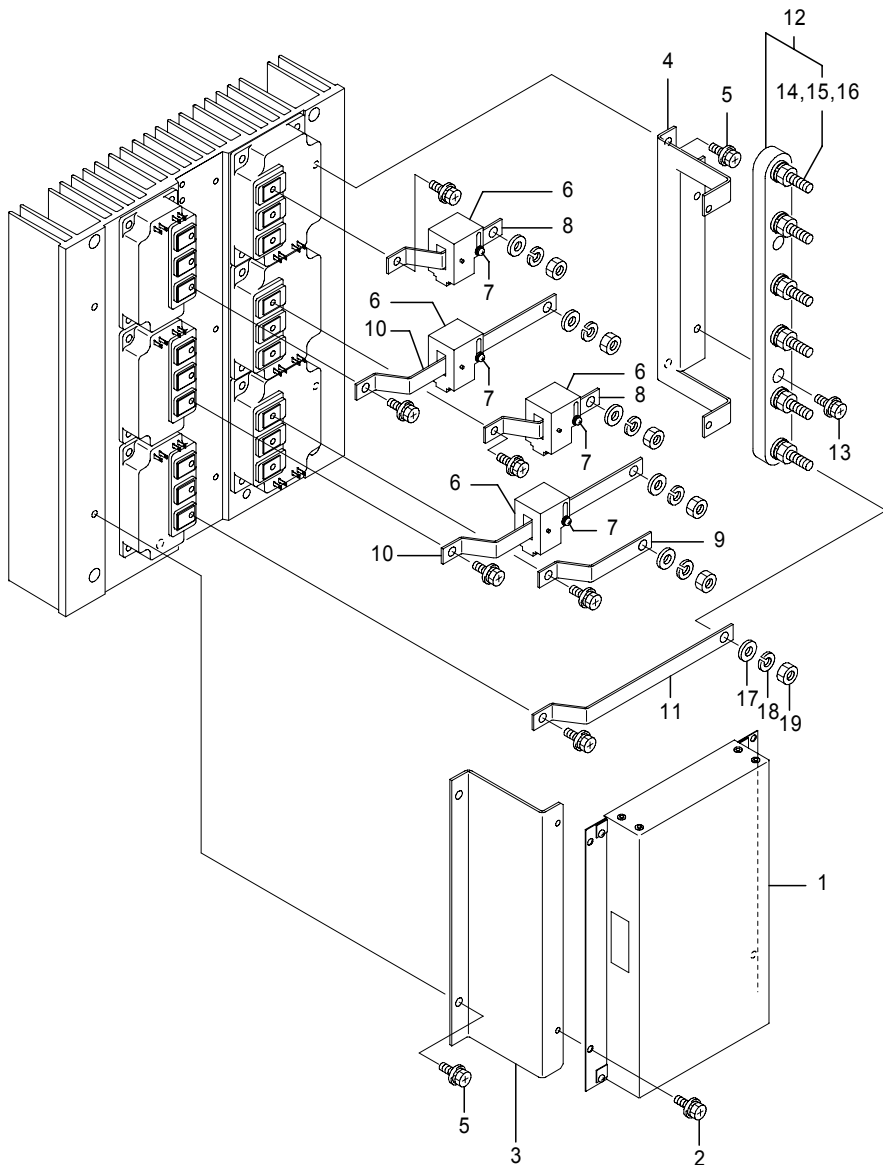


Fig.4401A MAIN CONTROLLER 2  
[IGBT],FB20P-28P(-241AC4968),30P

(A)=FB20P (D)=FB30P  
(B)=FB25P (E)=  
(C)=FB28P (F)=

No.	Parts No.	Parts Name	(A)	(B)	(C)	(D)	(E)	(F)	i/a	Remarks
1-4	54000-20447 (A=241AC3519-)(B=241AC3519-)	Board comp., MPU	1	1					↑	PBC104-03B,U,Opt
1-5	54000-20448 (A=241AC4346-)(B=241AC4346-)	Board comp., MPU	1	1					↑	PBC104-03C,U,Opt
	54001-05640 (A=241AC4346-)(B=241AC4346-)	Board comp., MPU	1	1					↑	PBC104-09,U,Opt,CS
1-3	54000-20436 (D=251AC0287-)	Board comp., MPU				1			×	PBC104-02A,Opt
1-4	54000-65370 (D=251AC0324-)	Board comp., MPU				1			×	PBC104-02B,Opt
1-5	54000-65371 (D=251AC0375-)	Board comp., MPU				1			↑	PBC104-02C,Opt
1-6	54000-65372 (D=251AC0518-)	Board comp., MPU				1			↑	PBC104-02D,Opt
	54001-05630 (D=251AC0518-)	Board comp., MPU				1			↑	PBC104-08,Opt,CS
2	0016-04010	Bolt, w/washers	4	4	4	4				
3	54000-20691	Bracket, board(1)	1	1	1	1				
3-1	54000-20692 (A=241AC2569-)(B=241AC2569-)(C=241AC2569-)(D=251AC0268-)	Bracket, board(1)	1	1	1	1			↑	
4	54000-19601	Bracket, board(2)	1	1	1	1				
4-1	54000-19602 (A=241AC2569-)(B=241AC2569-)(C=241AC2569-)(D=251AC0268-)	Bracket, board(2)	1	1	1	1			↑	
5	0016-06012	Bolt, w/washers	4	4	4	4				
6	39530-02180	Sensor, current	4	4	4	4				
7	0075-04016	Screw, w/washers	4	4	4	4				
8	54000-14100	Bar, lead(1)	2	2	2	2				
9	54000-14110	Bar, lead(2)	1	1	1	1				
10	54000-14120	Bar, lead(3)	2	2	2	2				
11	54000-14130	Bar, lead(4)	1	1	1	1				
12	24200-66340	Terminal comp.	1	1	1	1				
13	0016-05014	Bolt, w/washers	2	2	2	2				
14	0000-72008	Washer, plain	6	6	6	6				
15	0000-70008	Washer, lock	6	6	6	6				

Note :

Fig.4401A MAIN CONTROLLER 2  
 [IGBT],FB20P-28P(-241AC4968),30P

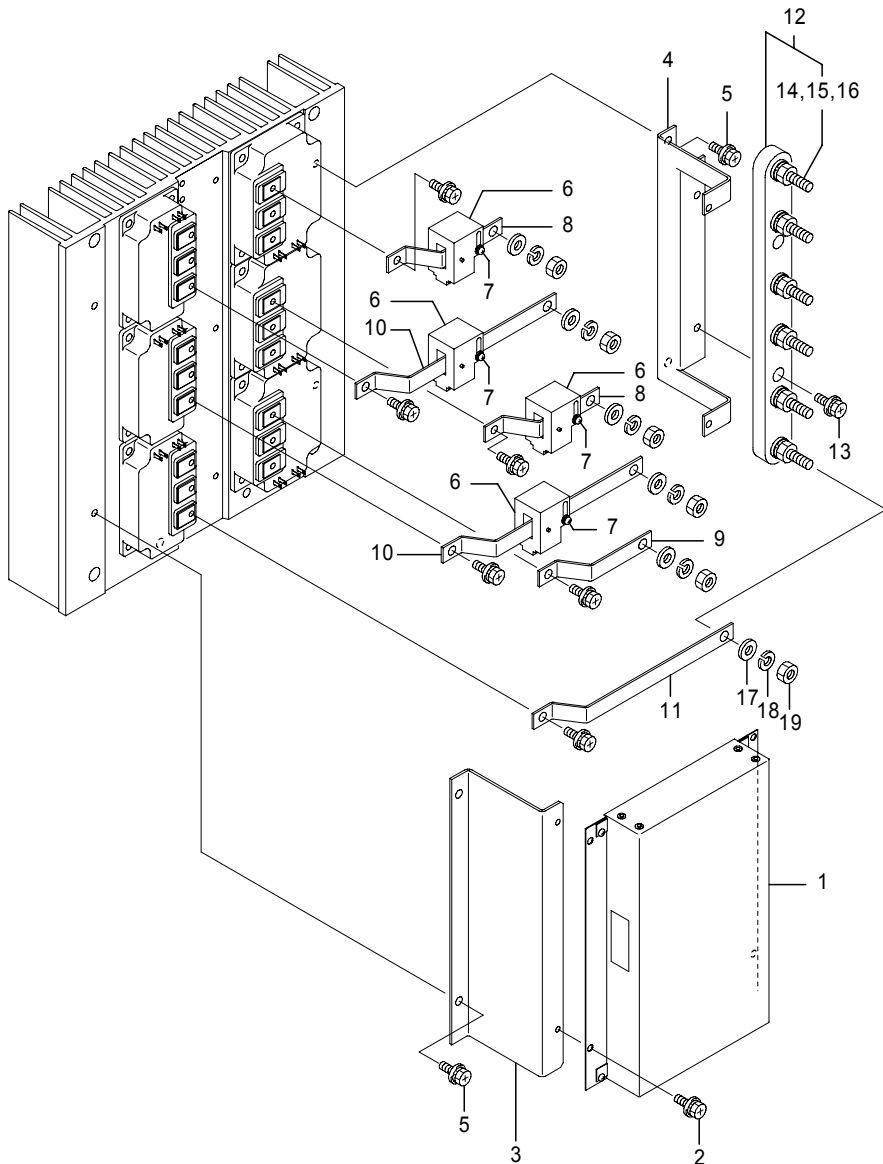


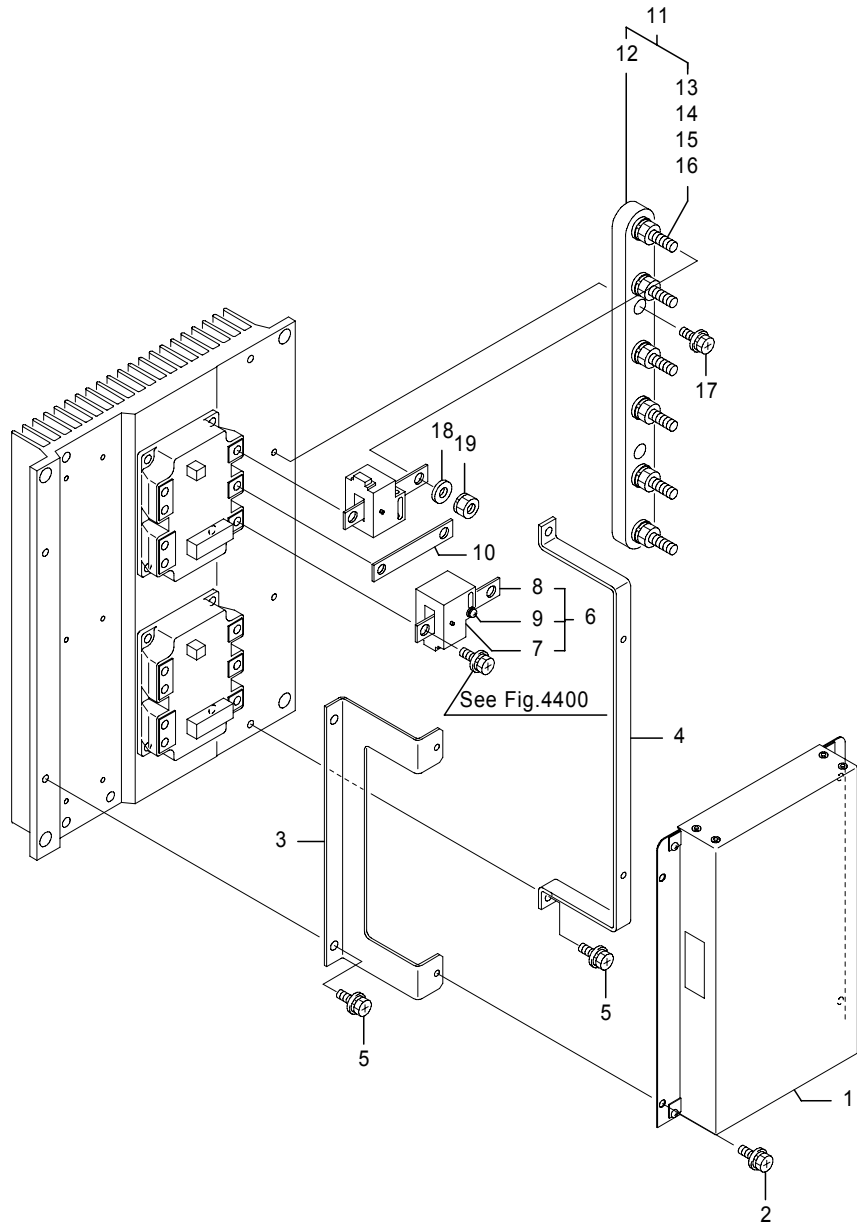
Fig.4401A MAIN CONTROLLER 2  
 [IGBT],FB20P-28P(-241AC4968),30P

(A)=FB20P (D)=FB30P  
 (B)=FB25P (E)=  
 (C)=FB28P (F)=

No.	Parts No.	Parts Name	(A)	(B)	(C)	(D)	(E)	(F)	i/a	Remarks
17	0000-72008	Washer, plain	1	1	1	1				
18	0000-70008	Washer, lock	1	1	1	1				
19	0000-00008	Nut	1	1	1	1				

Note :

Fig.4401B MAIN CONTROLLER 2  
 [FET],FB20P-28P(241AC4969-,241AC5274-6265)



485-0474-03  
 (485-0474)

Fig.4401B MAIN CONTROLLER 2  
 [FET],FB20P-28P(241AC4969-,241AC5274-6265)

(A)=FB20P (D)=FB30P  
 (B)=FB25P (E)=  
 (C)=FB28P (F)=

No.	Parts No.	Parts Name	(A)	(B)	(C)	(D)	(E)	(F)	i/a	Remarks
1	54000-85252	Board comp., MPU	1	1	1					PBC108-21
	54001-15030	Board comp., MPU	1	1	1					PBC108-23,Opt
	54001-15010	Board comp., MPU	1	1	1					PBC108-25,CS
	54001-15050	Board comp., MPU	1	1	1					PBC108-27,Opt,CS
2	0016-04010	Bolt, w/washers	4	4	4					
3	54000-67562	Bracket, board(1)	1	1	1					
4	54000-67572	Bracket, board(2)	1	1	1					
5	0016-06012	Bolt, w/washers	4	4	4					
6	54000-51600	Sensor comp., current	4	4	4					
7	39530-02180	Sensor, current	4	4	4					
8	54000-51610	Bar, lead	4	4	4					
9	0075-04016	Screw, w/washers	4	4	4					
10	54000-52010	Bar, lead(1)	2	2	2					
11	54000-65190	Terminal comp.	1	1	1					
12	54000-65200	Base, terminal	1	1	1					
13	0010-08035	Bolt	6	6	6					
14	0000-72008	Washer, plain	12	12	12					
15	0000-70008	Washer, lock	6	6	6					
16	0000-00008	Nut	6	6	6					
17	0016-05014	Bolt, w/washers	2	2	2					
18	0000-72008	Washer, plain	12	12	12					
19	70000-59250	Nut, spring	6	6	6					

Note :

Fig.4401C MAIN CONTROLLER 2

[CAN],FB20P-28P(241AC5199-5273),30P(251AC0697-0714)

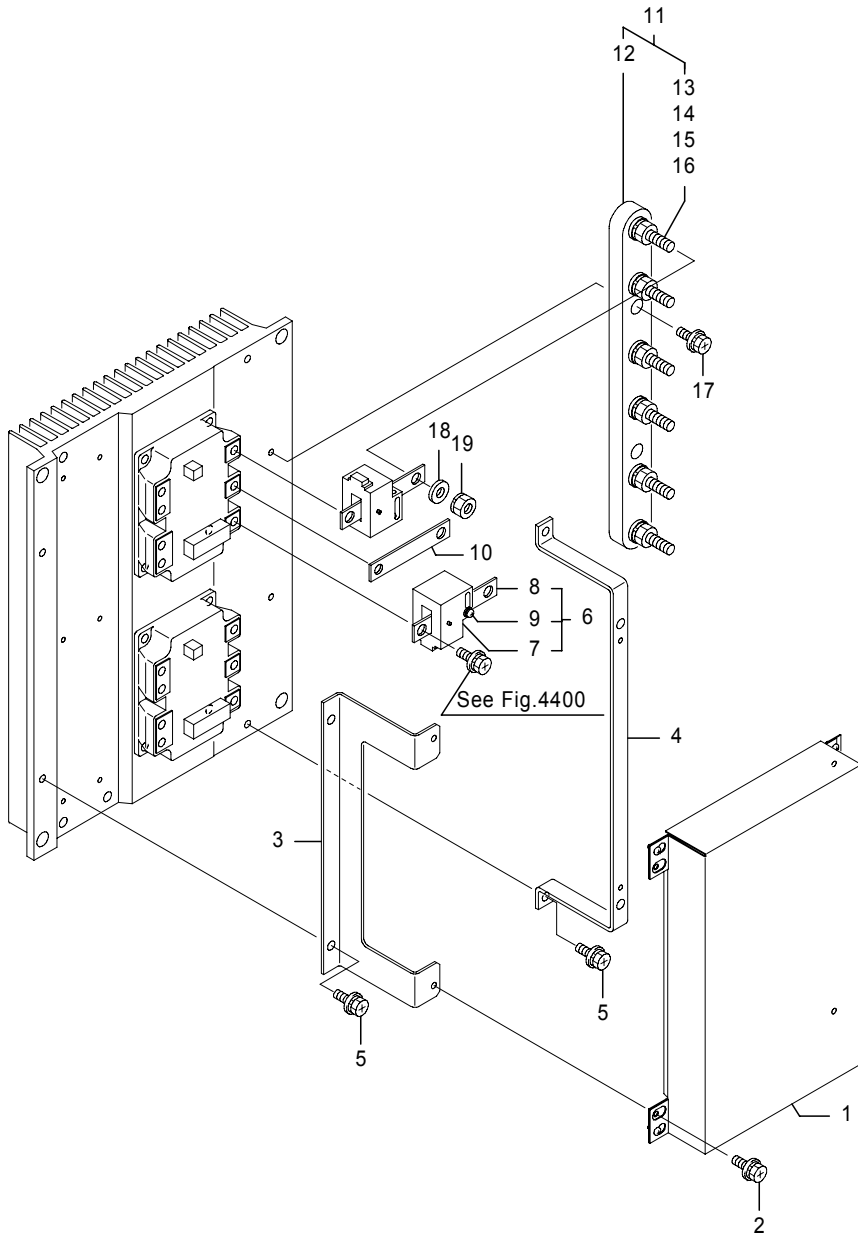


Fig.4401C MAIN CONTROLLER 2

[CAN],FB20P-28P(241AC5199-5273),30P(251AC0697-0714)

(A)=FB20P (D)=FB30P

(B)=FB25P (E)=

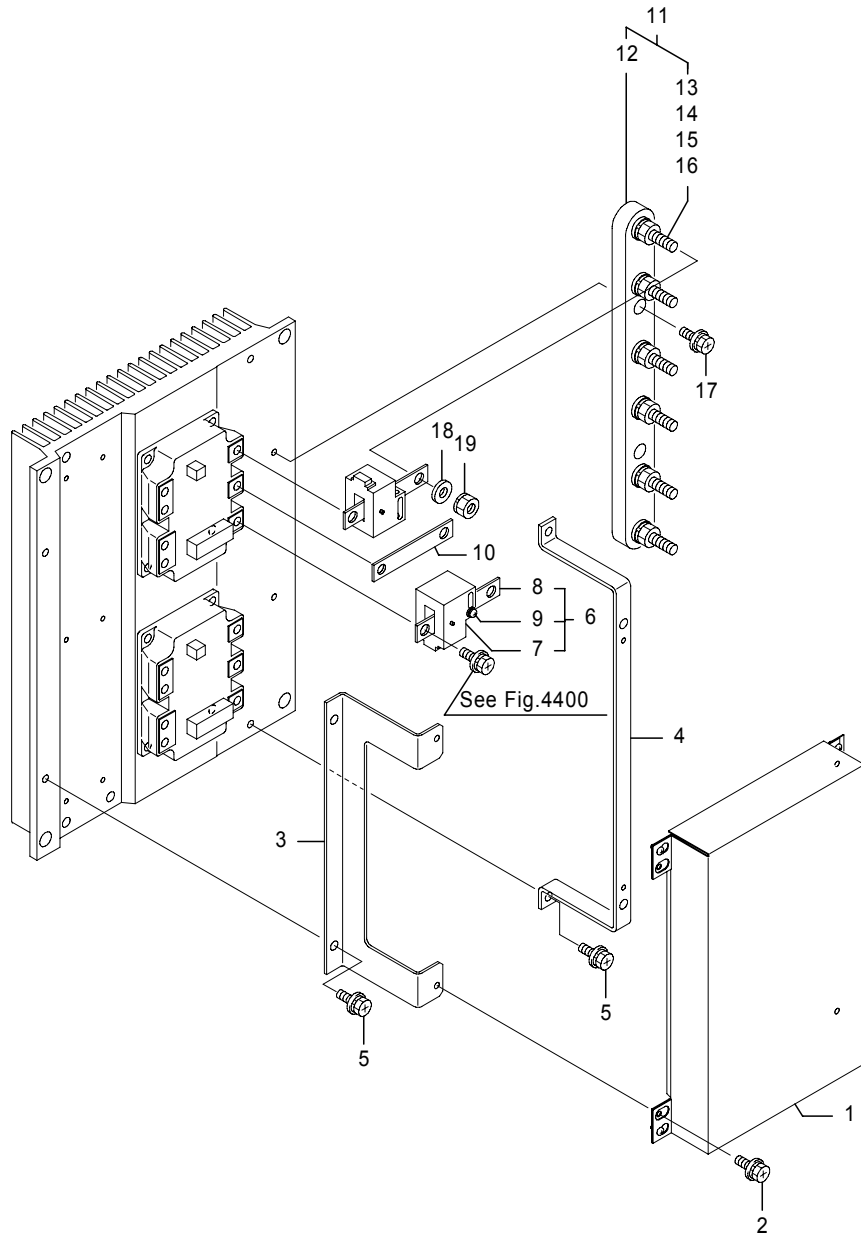
(C)=FB28P (F)=

No.	Parts No.	Parts Name	(A)	(B)	(C)	(D)	(E)	(F)	i/a	Remarks
1	54001-26510	Board comp., MPU	1	1	1	1				
2	0016-04010	Bolt, w/washers	4	4	4	4				
3	54001-26640	Bracket, board(1)	1	1	1					
	54001-23090	Bracket, board(1)					1			
4	54001-26650	Bracket, board(2)	1	1	1					
	54001-23100	Bracket, board(2)					1			
5	0016-06012	Bolt, w/washers	4	4	4	4				
6	54000-51600	Sensor comp., current	4	4	4	4				
7	39530-02180	Sensor, current	4	4	4	4				
8	54000-51610	Bar, lead	4	4	4	4				
9	0075-04016	Screw, w/washers	4	4	4	4				
10	54000-52010	Bar, lead(1)	2	2	2	2				
11	54000-65190	Terminal comp.	1	1	1	1				
12	54000-65200	Base, terminal	1	1	1	1				
13	0010-08035	Bolt	6	6	6	6				
14	0000-72008	Washer, plain	12	12	12	12				
15	0000-70008	Washer, lock	6	6	6	6				
16	0000-00008	Nut	6	6	6	6				
17	0016-05014	Bolt, w/washers	2	2	2	2				
18	0000-72008	Washer, plain	12	12	12	12				
19	70000-59250	Nut, spring	6	6	6	6				

Note :



Fig.4401D MAIN CONTROLLER 2  
 [CAN/OIS],FB20-28P(241AC6266-),30P(251AC0881-)



465-8840-03  
 (485-0490/485-0491)

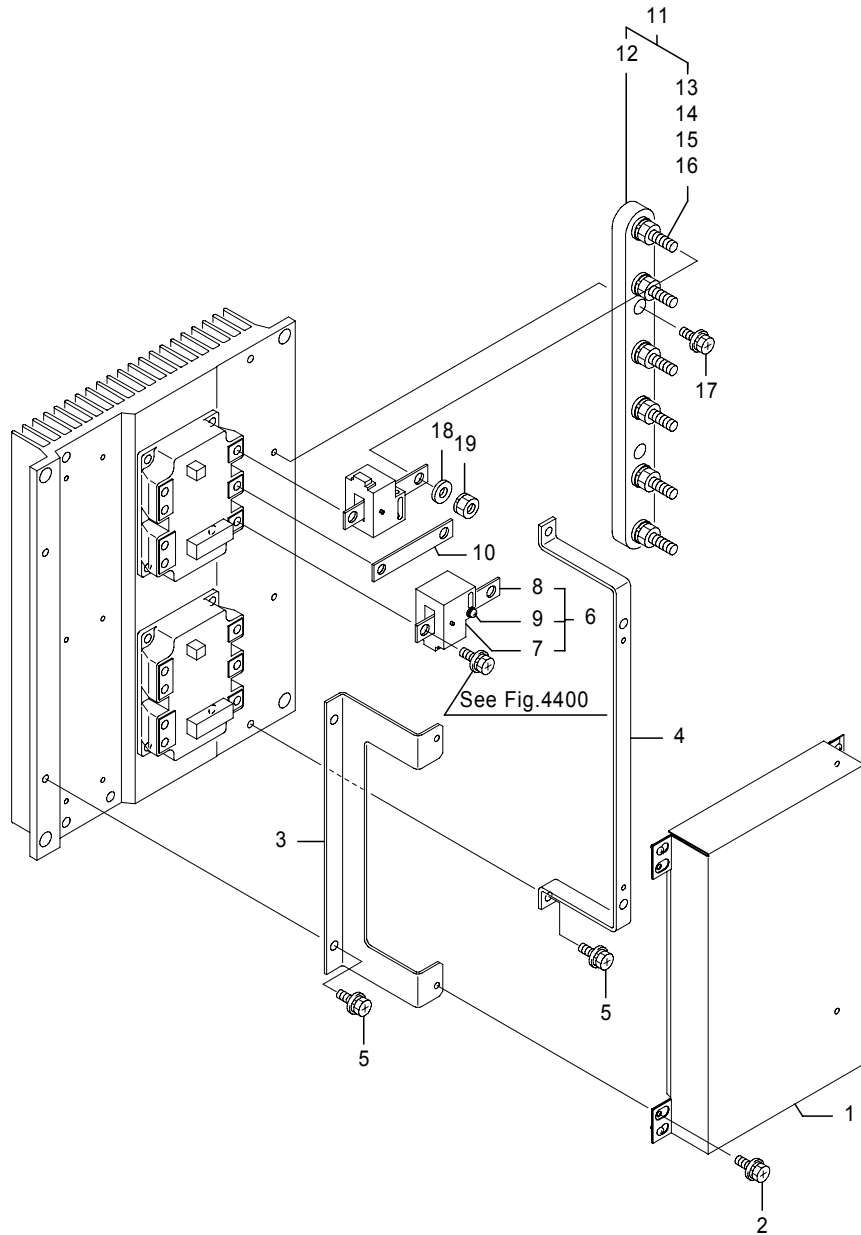
Fig.4401D MAIN CONTROLLER 2  
 [CAN/OIS],FB20-28P(241AC6266-),30P(251AC0881-)

(A)=FB20P (D)=FB30P  
 (B)=FB25P (E)=  
 (C)=FB28P (F)=

No.	Parts No.	Parts Name	(A)	(B)	(C)	(D)	(E)	(F)	i/a	Remarks
1	54000-91221	Board comp., MPU	1	1	1	1				SANKO,PBC107-30,STD
1-1	54001-68660 (A=241AC7100-)(B=241AC7100-)(C=241AC7100-)(D=251AC1058-)	Board comp., MPU	1	1	1	1			×	SANKO,PBC107-30,STD
1-2	54001-74780 (A=241AC7402-)(B=241AC7402-)(C=241AC7402-)(D=251AC1083-)	Board comp., MPU	1	1	1	1			×	SANKO,PBC107-30,STD
1-3	54001-74781 (A=241AC7923-)(B=241AC7923-)(C=241AC7923-)(D=251AC1156-)	Board comp., MPU	1	1	1	1			↑	SANKO,PBC107-30C,STD
1-4	54001-74782 (A=241AC8055-)(B=241AC8055-)(C=241AC8055-)(D=251AC1177-)	Board comp., MPU	1	1	1	1			↑	SANKO,PBC107-30D,STD
1	54001-37660	Board comp., MPU	1	1	1	1				SHIMOHIRA,PBC107-30,STD
1-1	54001-68700 (A=241AC7100-)(B=241AC7100-)(C=241AC7100-)(D=251AC1058-)	Board comp., MPU	1	1	1	1			×	SHIMOHIRA,PBC107-30,STD
1-2	54001-74820 (A=241AC7402-)(B=241AC7402-)(C=241AC7402-)(D=251AC1083-)	Board comp., MPU	1	1	1	1			×	SHIMOHIRA,PBC107-30,STD
1-3	54001-74821 (A=241AC7923-)(B=241AC7923-)(C=241AC7923-)(D=251AC1156-)	Board comp., MPU	1	1	1	1			↑	SHIMOHIRA,PBC107-30C,STD
1-4	54001-74822 (A=241AC8055-)(B=241AC8055-)(C=241AC8055-)(D=251AC1177-)	Board comp., MPU	1	1	1	1			↑	SHIMOHIRA,PBC107-30D,STD
1	54000-91231	Board comp., MPU	1	1	1	1				SANKO,PBC107-31,Std,Opt
1-1	54000-91232 (A=241AC6955-)(B=241AC6955-)(C=241AC6955-)(D=251AC1033-)	Board comp., MPU	1	1	1	1			↑	SANKO,PBC107-31,Std,Opt
1-2	54001-68670 (A=241AC7100-)(B=241AC7100-)(C=241AC7100-)(D=251AC1058-)	Board comp., MPU	1	1	1	1			×	SANKO,PBC107-31,Std,Opt
1-3	54001-74790 (A=241AC7402-)(B=241AC7402-)(C=241AC7402-)(D=251AC1083-)	Board comp., MPU	1	1	1	1			×	SANKO,PBC107-31,Std,Opt
1-4	54001-74791 (A=241AC7923-)(B=241AC7923-)(C=241AC7923-)(D=251AC1156-)	Board comp., MPU	1	1	1	1			↑	SANKO,PBC107-31C,Std,Opt
1-5	54001-74792 (A=241AC8055-)(B=241AC8055-)(C=241AC8055-)(D=251AC1177-)	Board comp., MPU	1	1	1	1			↑	SANKO,PBC107-31D,Std,Opt
1	54001-37670	Board comp., MPU	1	1	1	1				SHIMOHIRA,PBC107-31,Std,Opt
1-1	54001-37671 (A=241AC6955-)(B=241AC6955-)(C=241AC6955-)(D=251AC1033-)	Board comp., MPU	1	1	1	1			↑	SHIMOHIRA,PBC107-31,Std,Opt
1-2	54001-68710 (A=241AC7100-)(B=241AC7100-)(C=241AC7100-)(D=251AC1058-)	Board comp., MPU	1	1	1	1			×	SHIMOHIRA,PBC107-31,Std,Opt

Note :

Fig.4401D MAIN CONTROLLER 2  
[CAN/OIS],FB20-28P(241AC6266-),30P(251AC0881-)



465-8840-03  
(485-0490/485-0491)

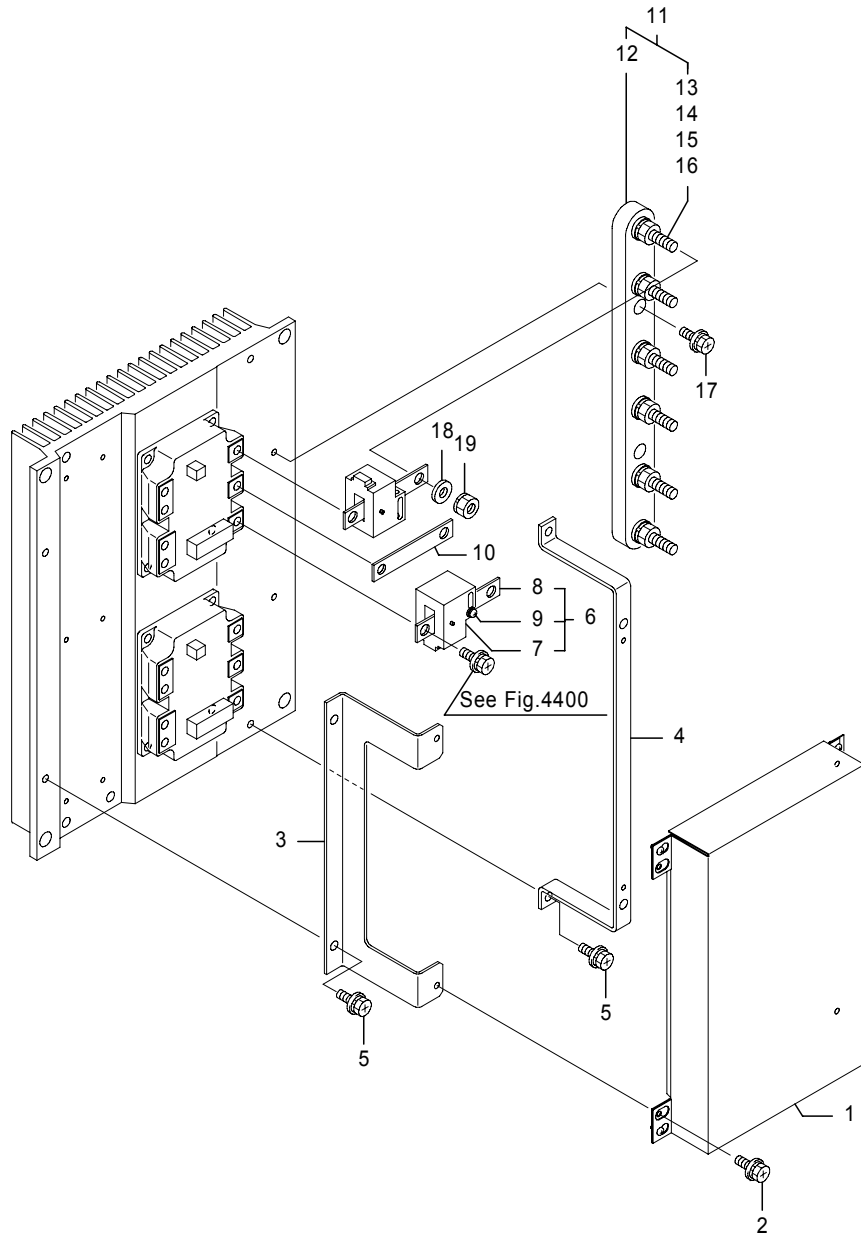
Fig.4401D MAIN CONTROLLER 2  
[CAN/OIS],FB20-28P(241AC6266-),30P(251AC0881-)

(A)=FB20P (D)=FB30P  
(B)=FB25P (E)=  
(C)=FB28P (F)=

No.	Parts No.	Parts Name	(A)	(B)	(C)	(D)	(E)	(F)	i/a	Remarks
1-3	54001-74830	Board comp., MPU (A=241AC7402-)(B=241AC7402-)(C=241AC7402-)(D=251AC1083-)	1	1	1	1			×	SHIMOHIRA,PBC107-31,Std,Opt
1-4	54001-74831	Board comp., MPU (A=241AC7923-)(B=241AC7923-)(C=241AC7923-)(D=251AC1156-)	1	1	1	1			↑	SHIMOHIRA,PBC107-31C,Std,Opt
1-5	54001-74832	Board comp., MPU (A=241AC8055-)(B=241AC8055-)(C=241AC8055-)(D=251AC1177-)	1	1	1	1			↑	SHIMOHIRA,PBC107-31D,Std,Opt
1	54001-34600	Board comp., MPU	1	1	1	1				SANKO,PBC108-80,CS
1-1	54001-68680	Board comp., MPU (A=241AC7100-)(B=241AC7100-)(C=241AC7100-)(D=251AC1058-)	1	1	1	1			×	SANKO,PBC108-80,CS
1-2	54001-74800	Board comp., MPU (A=241AC7402-)(B=241AC7402-)(C=241AC7402-)(D=251AC1083-)	1	1	1	1			×	SANKO,PBC108-80,CS
1-3	54001-74801	Board comp., MPU (A=241AC7923-)(B=241AC7923-)(C=241AC7923-)(D=251AC1156-)	1	1	1	1			↑	SANKO,PBC108-80C,CS
1-4	54001-74802	Board comp., MPU (A=241AC8055-)(B=241AC8055-)(C=241AC8055-)(D=251AC1177-)	1	1	1	1			↑	SANKO,PBC108-80D,CS
1	54001-37720	Board comp., MPU	1	1	1	1				SHIMOHIRA,PBC108-80,CS
1-1	54001-68720	Board comp., MPU (A=241AC7100-)(B=241AC7100-)(C=241AC7100-)(D=251AC1058-)	1	1	1	1			×	SHIMOHIRA,PBC108-80,CS
1-2	54001-74840	Board comp., MPU (A=241AC7402-)(B=241AC7402-)(C=241AC7402-)(D=251AC1083-)	1	1	1	1			×	SHIMOHIRA,PBC108-80,CS
1-3	54001-74841	Board comp., MPU (A=241AC7923-)(B=241AC7923-)(C=241AC7923-)(D=251AC1156-)	1	1	1	1			↑	SHIMOHIRA,PBC108-80C,CS
1-4	54001-74842	Board comp., MPU (A=241AC8055-)(B=241AC8055-)(C=241AC8055-)(D=251AC1177-)	1	1	1	1			↑	SHIMOHIRA,PBC108-80D,CS
1	54001-34610	Board comp., MPU	1	1	1	1				SANKO,PBC108-81,CS,Opt
1-1	54001-34611	Board comp., MPU (A=241AC6955-)(B=241AC6955-)(C=241AC6955-)(D=251AC1033-)	1	1	1	1			↑	SANKO,PBC108-81,CS,Opt
1-2	54001-68690	Board comp., MPU (A=241AC7100-)(B=241AC7100-)(C=241AC7100-)(D=251AC1058-)	1	1	1	1			×	SANKO,PBC108-81,CS,Opt
1-3	54001-74810	Board comp., MPU (A=241AC7402-)(B=241AC7402-)(C=241AC7402-)(D=251AC1083-)	1	1	1	1			×	SANKO,PBC108-81,CS,Opt
1-4	54001-74811	Board comp., MPU (A=241AC7923-)(B=241AC7923-)(C=241AC7923-)(D=251AC1156-)	1	1	1	1			↑	SANKO,PBC108-81C,CS,Opt
1-5	54001-74812	Board comp., MPU (A=241AC8055-)(B=241AC8055-)(C=241AC8055-)(D=251AC1177-)	1	1	1	1			↑	SANKO,PBC108-81D,CS,Opt

Note :

Fig.4401D MAIN CONTROLLER 2  
 [CAN/OIS],FB20-28P(241AC6266-),30P(251AC0881-)



465-8840-03  
 (485-0490/485-0491)

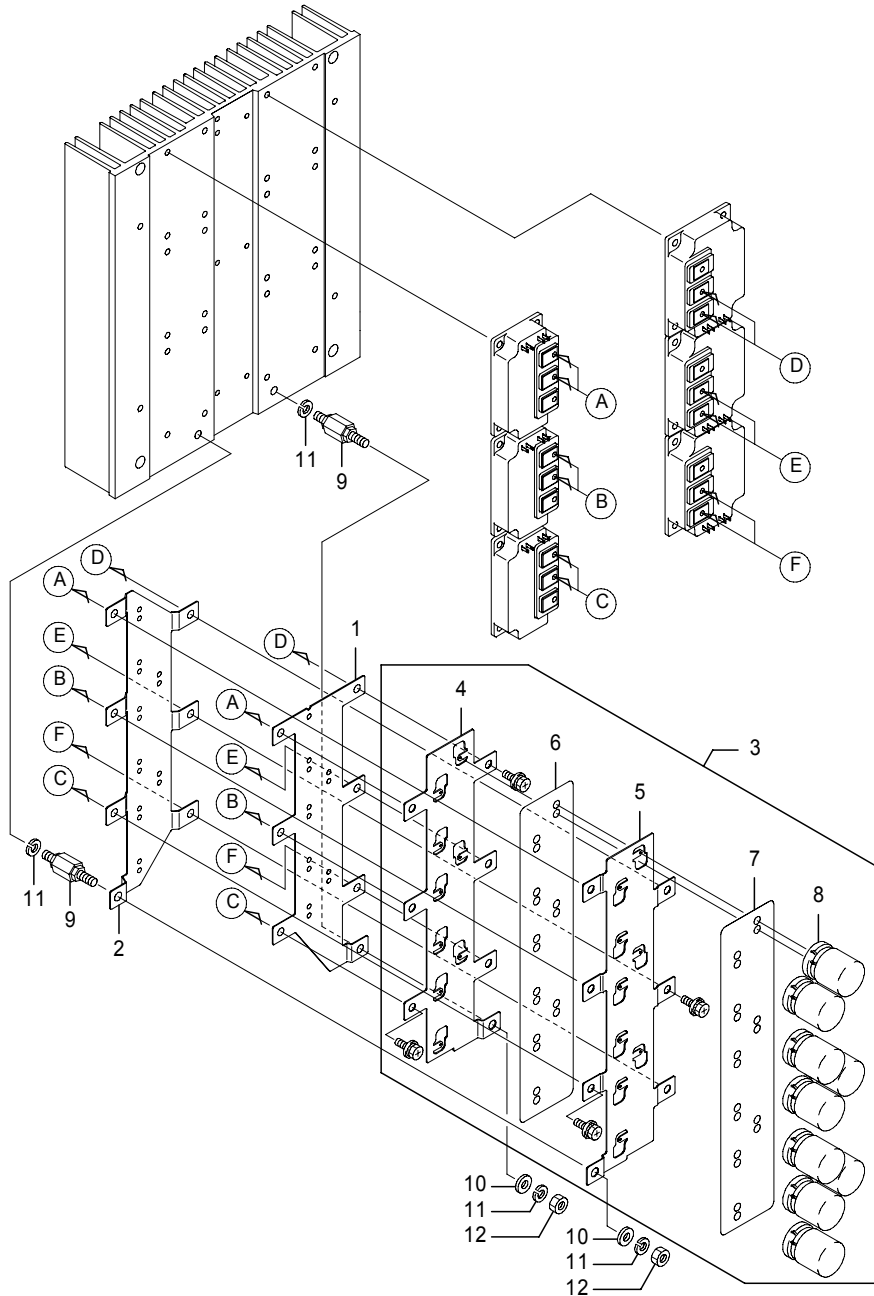
Fig.4401D MAIN CONTROLLER 2  
 [CAN/OIS],FB20-28P(241AC6266-),30P(251AC0881-)

(A)=FB20P (D)=FB30P  
 (B)=FB25P (E)=  
 (C)=FB28P (F)=

No.	Parts No.	Parts Name	(A)	(B)	(C)	(D)	(E)	(F)	i/a	Remarks
1	54001-37730	Board comp., MPU	1	1	1	1				SHIMOHIRA,PBC108-81,CS,Opt
1-1	54001-37731	Board comp., MPU (A=241AC6955-)(B=241AC6955-)(C=241AC6955-)(D=251AC1033-)	1	1	1	1			↑	SHIMOHIRA,PBC108-81,CS,Opt
1-2	54001-68730	Board comp., MPU (A=241AC7100-)(B=241AC7100-)(C=241AC7100-)(D=251AC1058-)	1	1	1	1			×	SHIMOHIRA,PBC108-81,CS,Opt
1-3	54001-74850	Board comp., MPU (A=241AC7402-)(B=241AC7402-)(C=241AC7402-)(D=251AC1083-)	1	1	1	1			×	SHIMOHIRA,PBC108-81,CS,Opt
1-4	54001-74851	Board comp., MPU (A=241AC7923-)(B=241AC7923-)(C=241AC7923-)(D=251AC1156-)	1	1	1	1			↑	SHIMOHIRA,PBC108-81C,CS,Opt
1-5	54001-74852	Board comp., MPU (A=241AC8055-)(B=241AC8055-)(C=241AC8055-)(D=251AC1177-)	1	1	1	1			↑	SHIMOHIRA,PBC108-81D,CS,Opt
2	0016-04010	Bolt, w/washers	4	4	4	4				
3	54001-26640	Bracket, board(1)	1	1	1					
	54001-23090	Bracket, board(1)				1				
4	54001-26650	Bracket, board(2)	1	1	1					
	54001-23100	Bracket, board(2)				1				
5	0016-06012	Bolt, w/washers	4	4	4	4				
6	54000-51600	Sensor comp., current	4	4	4	4				
7	39530-02180	Sensor, current	1	1	1	1				
	70001-29300	Sensor, current	1	1	1	1				
8	54000-51610	Bar, lead	1	1	1	1				
9	0075-04016	Screw, w/washers	1	1	1	1				
10	54000-52010	Bar, lead(1)	2	2	2	2				
11	54000-65190	Terminal comp.	1	1	1	1				
12	54000-65200	Base, terminal	1	1	1	1				
13	0010-08035	Bolt	6	6	6	6				
14	0000-72008	Washer, plain	12	12	12	12				
15	0000-70008	Washer, lock	6	6	6	6				
16	0000-00008	Nut	6	6	6	6				
17	0016-05014	Bolt, w/washers	2	2	2	2				
18	0000-72008	Washer, plain	12	12	12	12				
19	70000-59250	Nut, spring	6	6	6	6				

Note :

Fig.4402 MAIN CONTROLLER 3  
[IGBT],FB20P-28P(-241AC4968),FB30P



485-0395-03A  
(485-0395)

Fig.4402 MAIN CONTROLLER 3  
[IGBT],FB20P-28P(-241AC4968),FB30P

(A)=FB20P (D)=FB30P  
(B)=FB25P (E)=  
(C)=FB28P (F)=

No.	Parts No.	Parts Name	(A)	(B)	(C)	(D)	(E)	(F)	i/a	Remarks
1	54000-15670	Bar, lead(7)	1	1	1	1				
1-1	54000-15671	Bar, lead(7) (A=241AC2193-)(B=241AC2193-)(C=241AC2193-)(D=251AC0229-)	1	1	1	1				↑
	54000-15671	Bar, lead(7) (D=-251AC0286)				1				
2	54000-15680	Bar, lead(8) (D=-251AC0286)	1	1	1	1				
3	54000-19620	Condenser comp.	1	1	1					
	54000-19630	Condenser comp.					1			
4	54000-14160	Bar, lead(5)	1	1	1	1				
5	54000-14170	Bar, lead(6)	1	1	1	1				
6	54000-14180	Sheet, insulator(1)	1	1	1	1				
7	54000-14190	Sheet, insulator(2)	1	1	1	1				
8	70000-24020	Condenser	9	9	9					KMH80VNSN5600M35E
	70000-02540	Condenser				9				KMH100VNSN4700M35F
9	24200-63030	Terminal	2	2	2	2				
10	0000-72008	Washer, plain	2	2	2	2				
11	0000-70008	Washer, lock	4	4	4	4				
12	0000-00008	Nut	2	2	2	2				

Note :

Fig.4403A MAIN CONTROLLER 4  
 [IGBT],WIRE HARNESS,FB20P-28P(-241AC4968),FB30P

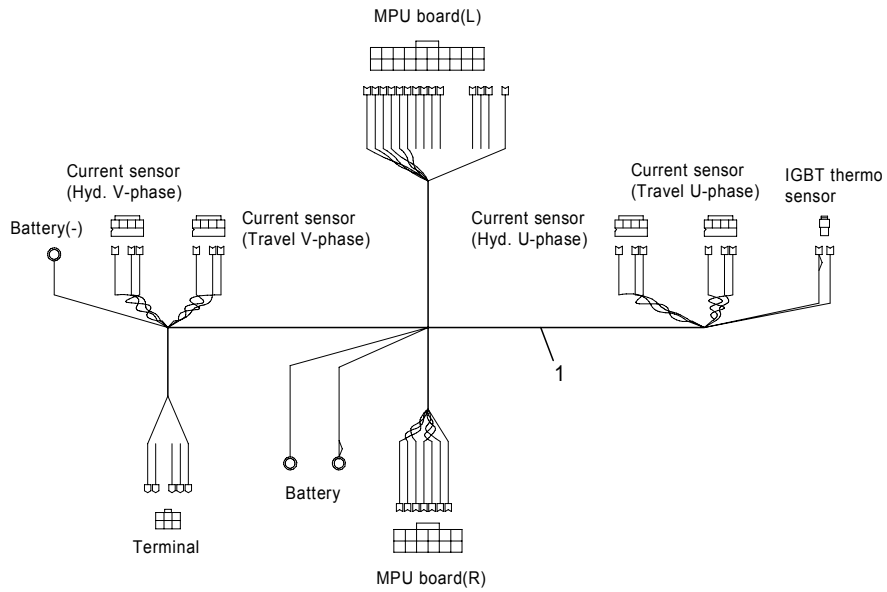
Fig.4403A MAIN CONTROLLER 4  
 [IGBT],WIRE HARNESS,FB20P-28P(-241AC4968),FB30P

(A)=FB20P (D)=FB30P  
 (B)=FB25P (E)=  
 (C)=FB28P (F)=

No.	Parts No.	Parts Name	(A)	(B)	(C)	(D)	(E)	(F)	i/a	Remarks
-----	-----------	------------	-----	-----	-----	-----	-----	-----	-----	---------

1	54000-17482	Harness, controller	1	1	1	1				
1-1	54000-17483	Harness, controller	1	1	1	1			↑	

(A=241AC1973-)(B=241AC1973-)(C=241AC1973-)(D=251AC0191-)



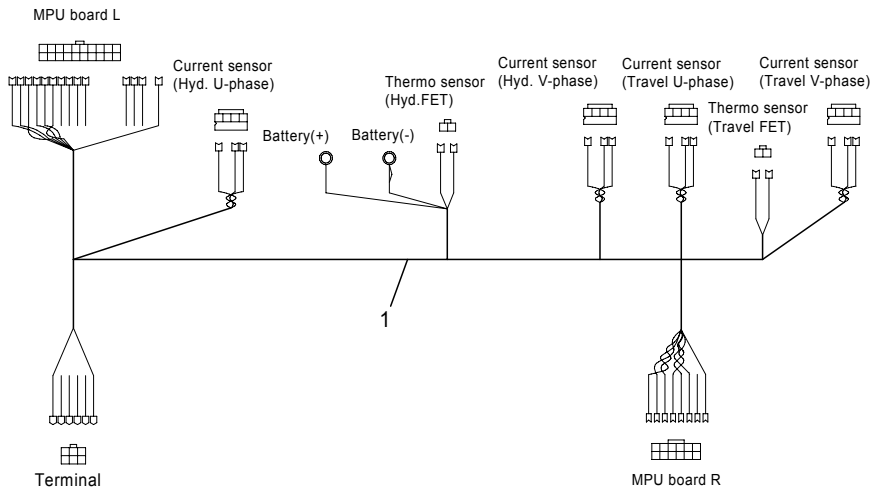
Note :

Fig.4403B MAIN CONTROLLER 4  
 [FET],WIRE HARNESS,20-28P(241AC4969-,241AC5274-6265)

Fig.4403B MAIN CONTROLLER 4  
 [FET],WIRE HARNESS,20-28P(241AC4969-,241AC5274-6265)

(A)=FB20P (D)=FB30P  
 (B)=FB25P (E)=  
 (C)=FB28P (F)=

No.	Parts No.	Parts Name	(A)	(B)	(C)	(D)	(E)	(F)	i/a	Remarks
1	54000-71102	Harness, controller	1	1	1					



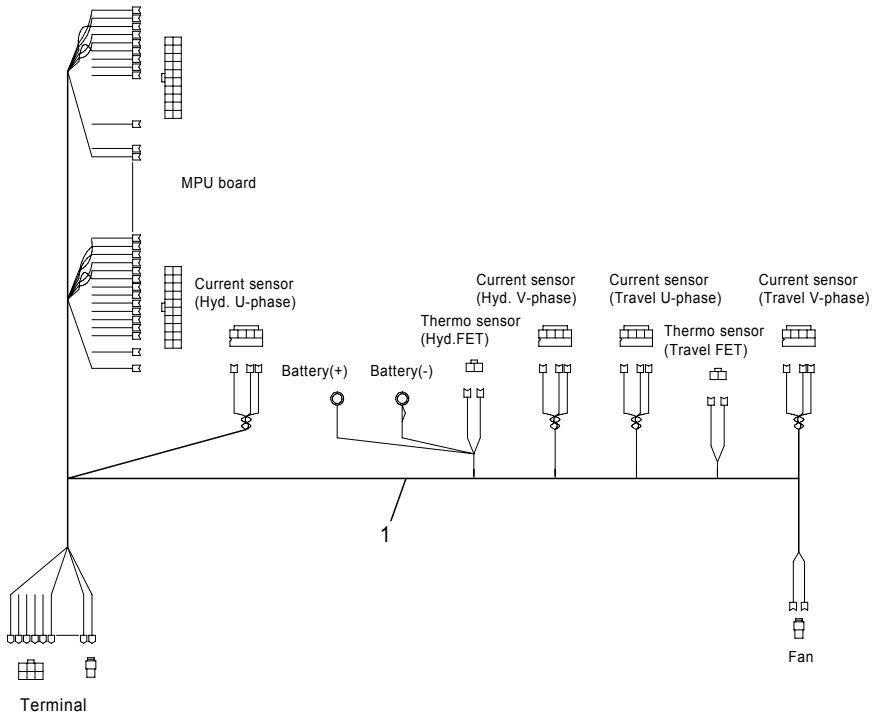
Note :

Fig.4403C MAIN CONTROLLER 4  
[CAN],WIRE HARNESS

Fig.4403C MAIN CONTROLLER 4  
[CAN],WIRE HARNESS

(A)=FB20P (D)=FB30P  
(B)=FB25P (E)=  
(C)=FB28P (F)=

No.	Parts No.	Parts Name	(A)	(B)	(C)	(D)	(E)	(F)	i/a	Remarks
1	54001-23111	Harness, controller	1	1	1	1				



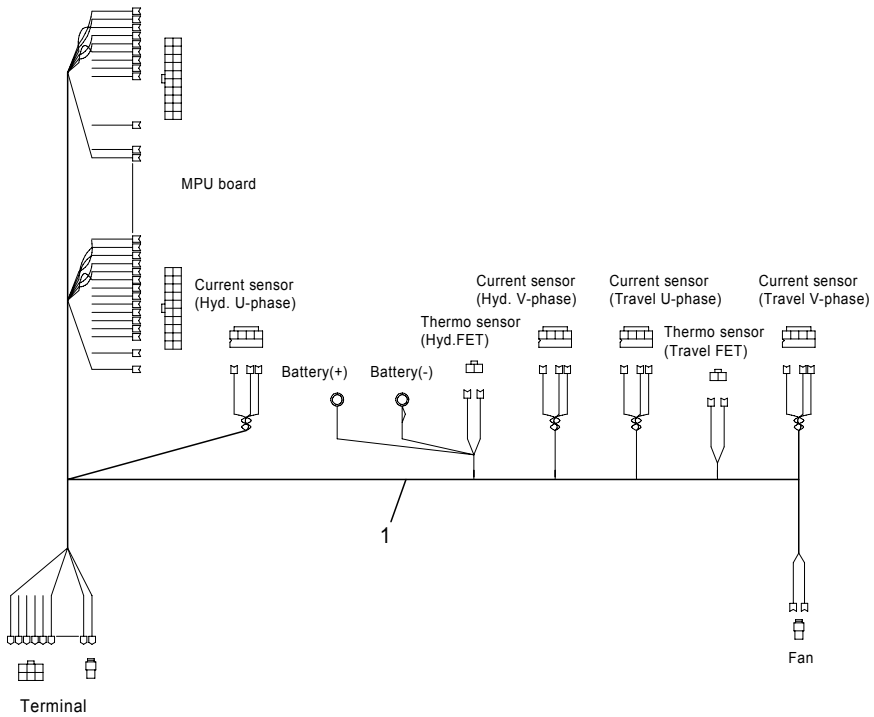
Note : FB20P-28P(241AC5199-5273),30P(251AC0697-0714)

Fig.4403D MAIN CONTROLLER 4  
[CAN/OIS],WIRE HARNESS

Fig.4403D MAIN CONTROLLER 4  
[CAN/OIS],WIRE HARNESS

(A)=FB20P (D)=FB30P  
(B)=FB25P (E)=  
(C)=FB28P (F)=

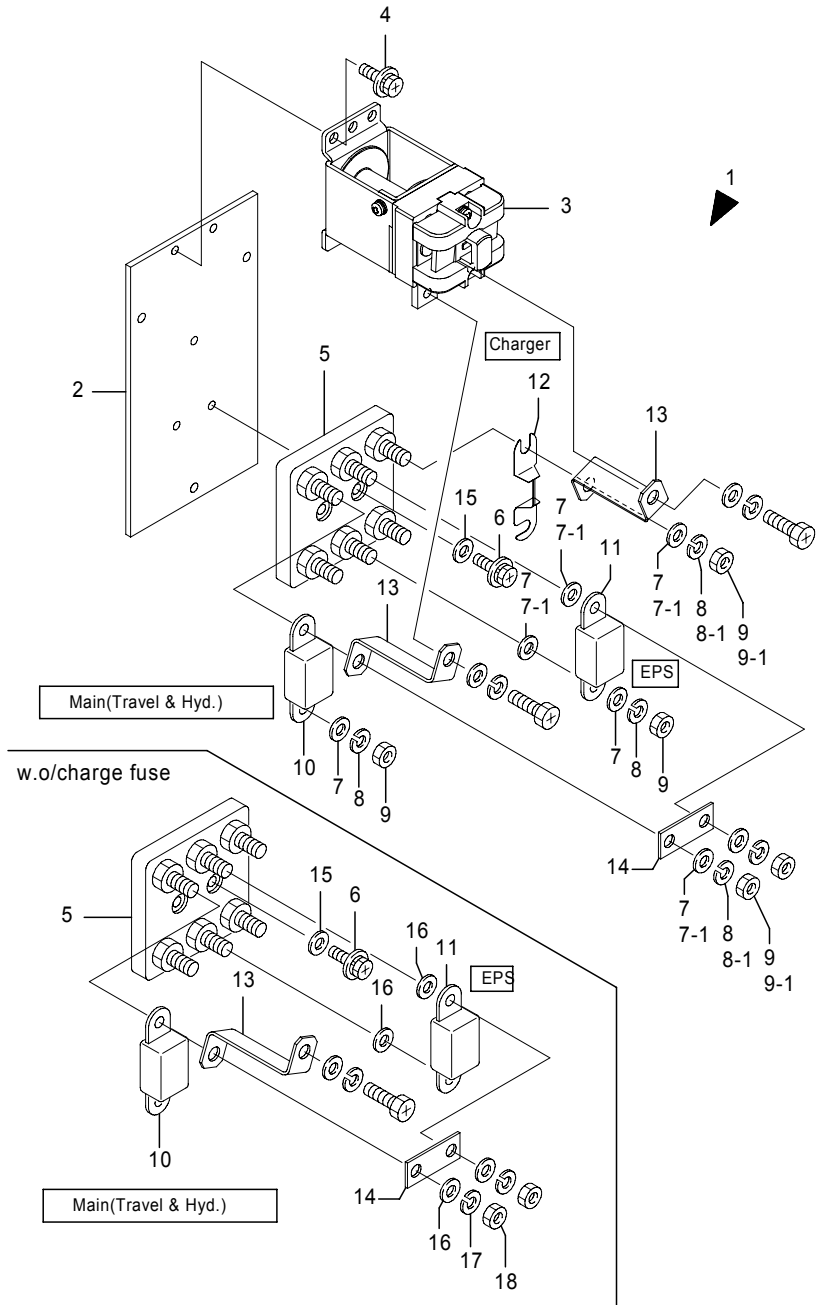
No.	Parts No.	Parts Name	(A)	(B)	(C)	(D)	(E)	(F)	i/a	Remarks
1	54001-23111	Harness, controller	1	1	1	1				



Note : FB20P-28P(241AC6266-),30P(251AC0881-)



Fig.4410 CONTACTOR



485-0396-04A  
(485-0396)

Fig.4410 CONTACTOR

(A)=FB20P (D)=FB30P  
(B)=FB25P (E)=  
(C)=FB28P (F)=

No.	Parts No.	Parts Name	(A)	(B)	(C)	(D)	(E)	(F)	i/a	Remarks
1	54000-20171	Contacteur ass'y, main	1	1	1	1				
1-1	54000-20172	Contacteur ass'y, main (A=241AC1865-)(B=241AC1865-)(C=241AC1865-)(D=251AC0184-)	1	1	1	1			×	
1-2	54000-20173	Contacteur ass'y, main (A=241AC2627-)(B=241AC2627-)(C=241AC2627-)(D=251AC0273-)	1	1	1	1			↑	
1	54000-61490	Contacteur ass'y, main (A=241AC2778-)(B=241AC2778-)(C=241AC2778-)(D=251AC0287-)	1	1	1	1				w.o/charge fuse
2	54000-24800	Base, contacteur	1	1	1	1				
3	35810-63420	Contacteur	1	1	1	1				
3-1	35810-63421	Contacteur (A=241AC2627-)(B=241AC2627-)(C=241AC2627-)(D=251AC0273-)	1	1	1	1			↑	
4	0016-06012	Bolt, w/washers	3	3	3	3				
5	70000-16930	Plate, fuse	1	1	1	1				
6	0016-06020	Bolt, w/washers	2	2	2	2				
7	0000-72008	Washer, plain	8	8	8	8				
7-1	0000-72008	Washer, plain (A=241AC2682-)(B=241AC2682-)(C=241AC2682-)(D=251AC0280-)	5	5	5	5			↓	
8	0000-70008	Washer, lock	6	6	6	6				
8-1	0000-70008	Washer, lock (A=241AC2682-)(B=241AC2682-)(C=241AC2682-)(D=251AC0280-)	3	3	3	3			↓	
9	0000-00008	Nut	6	6	6	6				
9-1	0000-00008	Nut (A=241AC2682-)(B=241AC2682-)(C=241AC2682-)(D=251AC0280-)	3	3	3	3			↓	
10	36010-01800	Fuse	1	1	1	1				[BN-500A]
10-1	1995-32015	Fuse (A=241AC1865-)(B=241AC1865-)(C=241AC1865-)(D=251AC0184-)	1	1	1	1			×	[BN-325A]
11	1995-32023	Fuse	1	1	1	1				[BN-40A]
12	70000-24110	Fuse	1	1	1	1				[BNE-160A]
13	54000-15580	Bar, lead(1)	2	2	2	2				
	54000-15580	Bar, lead(1) (A=241AC2778-)(B=241AC2778-)(C=241AC2778-)(D=251AC0287-)	1	1	1	1				w.o/charge fuse
14	54000-15590	Bar, lead(2)	1	1	1	1				
15	0000-72006	Washer, plain	1	1	1	1				
16	0000-72008	Washer, plain (A=241AC2778-)(B=241AC2778-)(C=241AC2778-)(D=251AC0287-)	4	4	4	4				w.o/charge fuse

Note :

Fig.4410 CONTACTOR

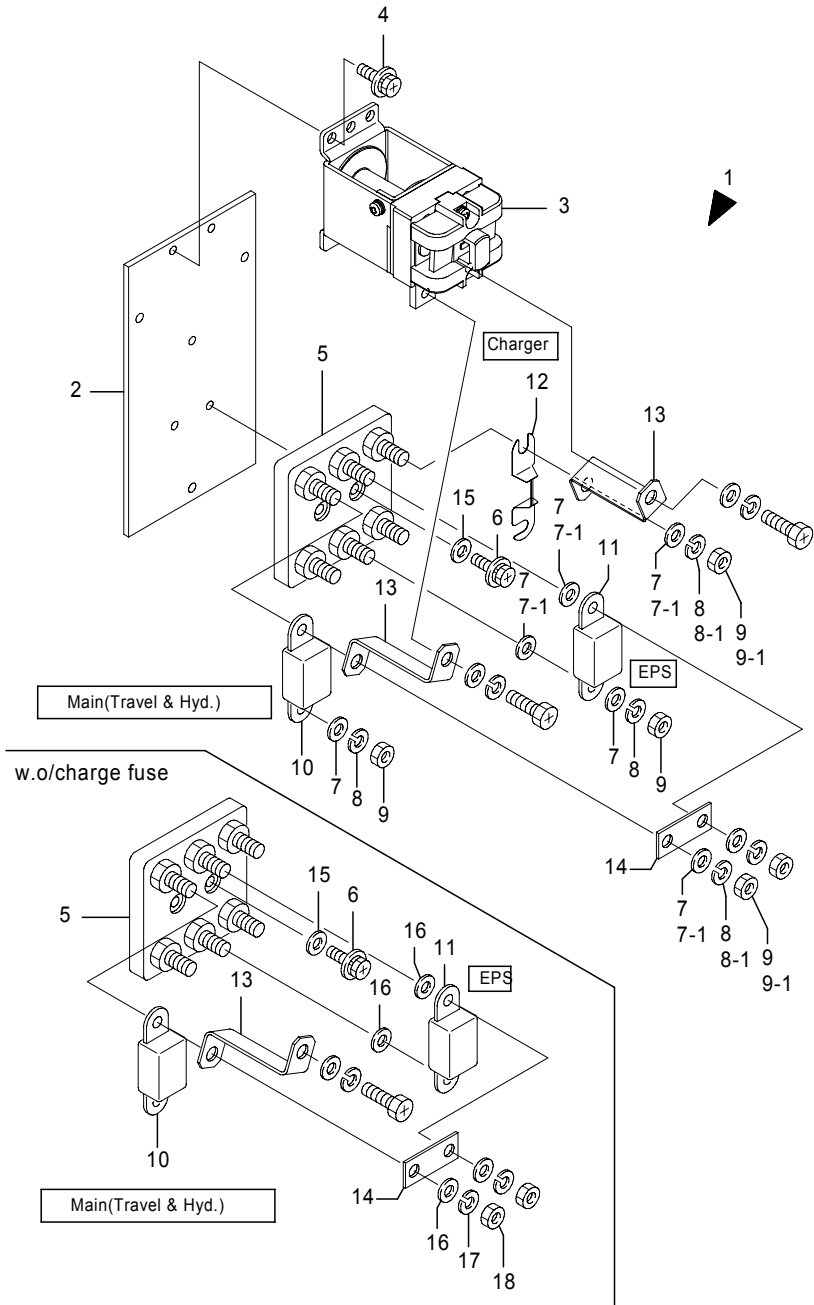


Fig.4410 CONTACTOR

(A)=FB20P (D)=FB30P  
 (B)=FB25P (E)=  
 (C)=FB28P (F)=

No.	Parts No.	Parts Name	(A)	(B)	(C)	(D)	(E)	(F)	i/a	Remarks
17	0000-70008	Washer, lock	2	2	2	2				w.o/charge fuse
		(A=241AC2778-)(B=241AC2778-)(C=241AC2778-)(D=251AC0287-)								
18	0000-00008	Nut	2	2	2	2				w.o/charge fuse
		(A=241AC2778-)(B=241AC2778-)(C=241AC2778-)(D=251AC0287-)								

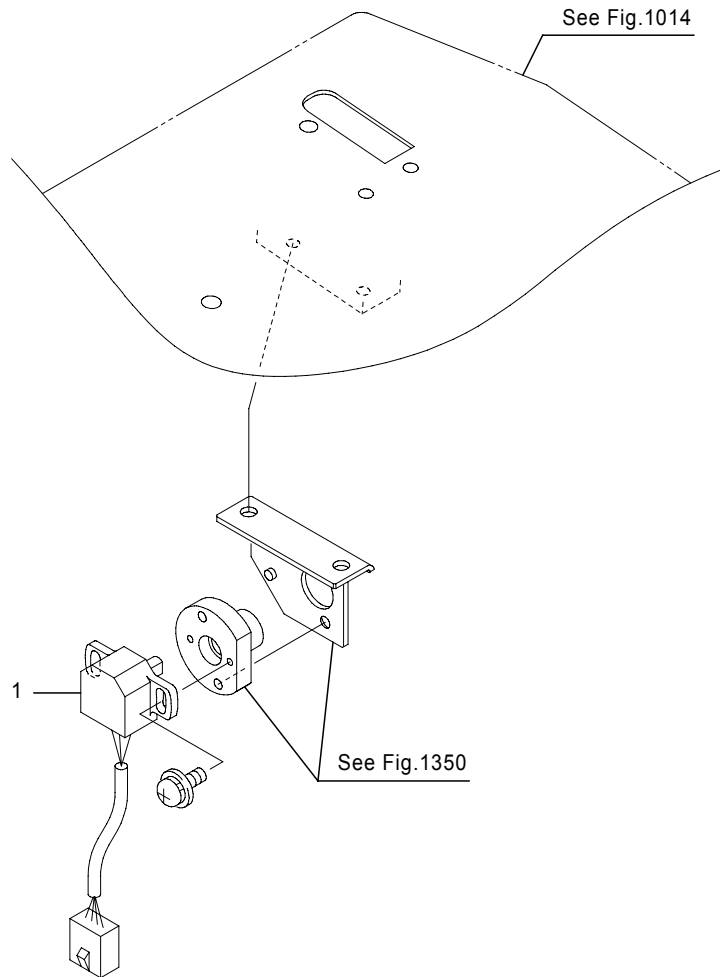
Note :

Fig.4420 ACCELERATOR

Fig.4420 ACCELERATOR

(A)=FB20P (D)=FB30P  
 (B)=FB25P (E)=  
 (C)=FB28P (F)=

No.	Parts No.	Parts Name	(A)	(B)	(C)	(D)	(E)	(F)	i/a	Remarks
1	70000-22110	Potentiometer	1	1	1	1				
1-1	70000-45710	Potentiometer	1	1	1	1			×	
	(A=241AC2171-)(B=241AC2171-)(C=241AC2171-)(D=251AC0229-)									
1-2	70000-45711	Potentiometer	1	1	1	1			↑	
	(A=241AC5743-)(B=241AC5743-)(C=241AC5743-)(D=251AC0779-)									

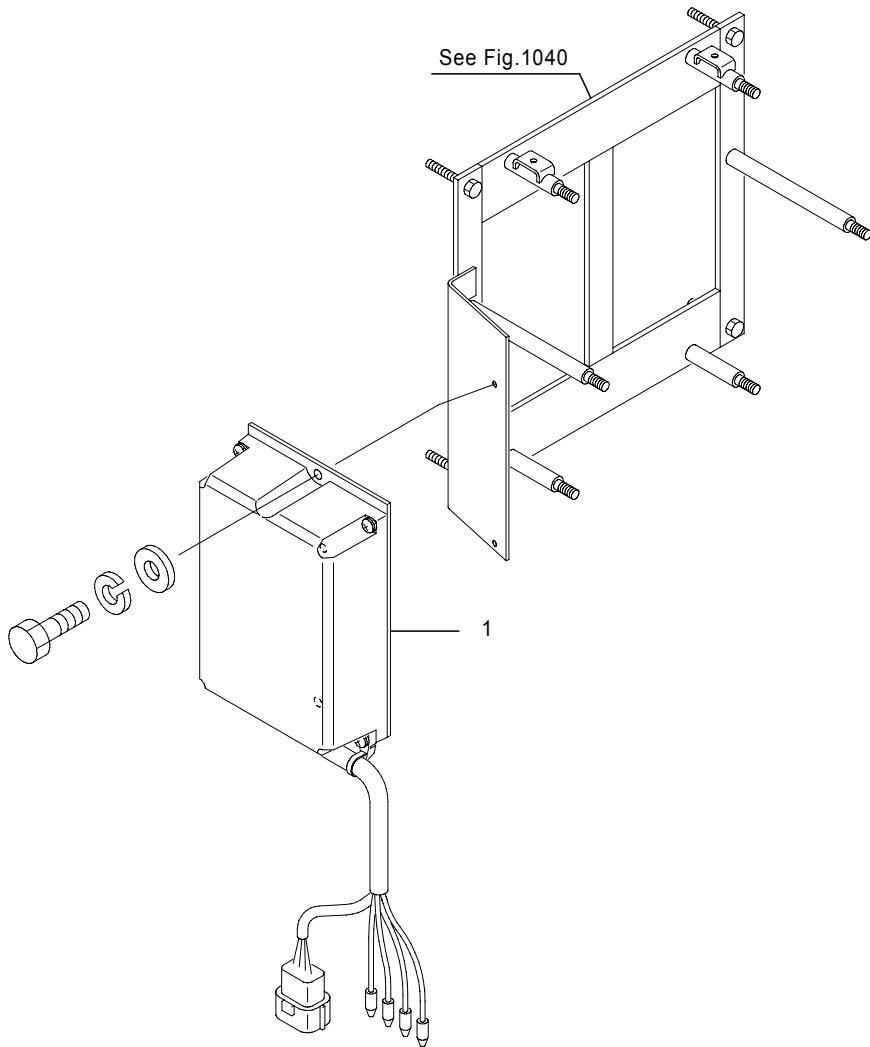


Note :

Fig.4500A EPS CONTROLLER

Fig.4500A EPS CONTROLLER

(A)=FB20P (D)=FB30P  
 (B)=FB25P (E)=  
 (C)=FB28P (F)=



No.	Parts No.	Parts Name	(A)	(B)	(C)	(D)	(E)	(F)	i/a	Remarks
1	54000-20181	Controller ass'y, EPS	1	1	1					CU103-44,48V/42A
	54001-17250	Controller ass'y, EPS (A=241AC4969-)(B=241AC4969-)(C=241AC4969-)	1	1	1					CU103-49,48V/42A,EEC
	54000-20191	Controller ass'y, EPS						1		CU103-45,72V/35A

Note : FB20P-28P(-241AC5198,241AC5274-6265),30P(-251AC0696,251AC0715-0880)

### Fig.4500B EPS CONTROLLER

[CAN],FB20P-28P(241AC5199-5273),30P(251AC0697-0714)

### Fig.4500B EPS CONTROLLER

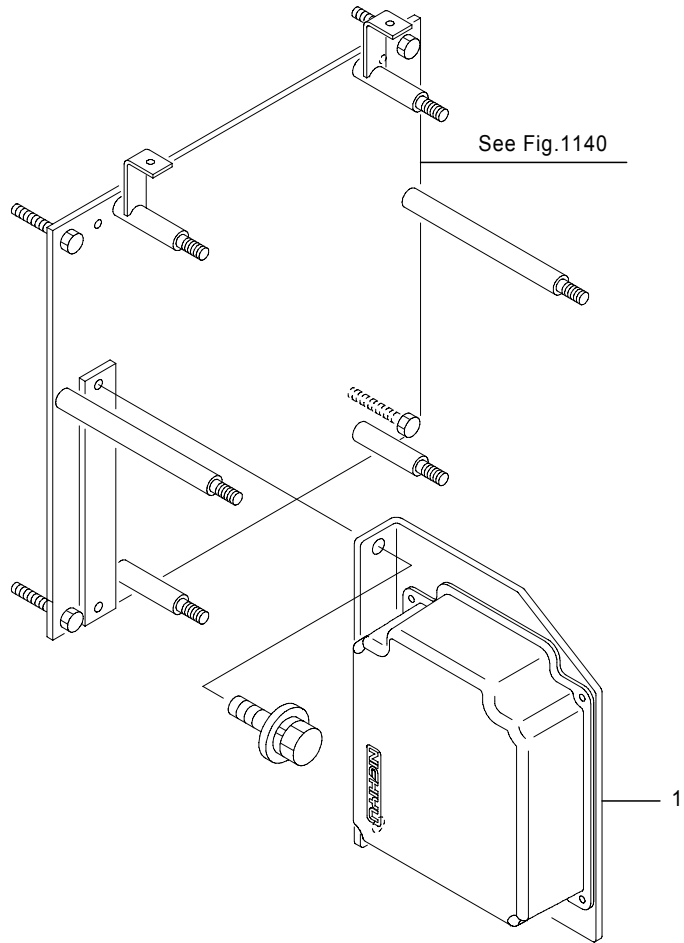
[CAN],FB20P-28P(241AC5199-5273),30P(251AC0697-0714)

(A)=FB20P (D)=FB30P

(B)=FB25P (E)=

(C)=FB28P (F)=

No.	Parts No.	Parts Name	(A)	(B)	(C)	(D)	(E)	(F)	i/a	Remarks
1	54001-26691	Controller ass'y, EPS	1	1	1					CU106-41
	54001-26701	Controller ass'y, EPS						1		CU106-43



-----

-----

-----

-----

-----

-----

-----

-----

-----

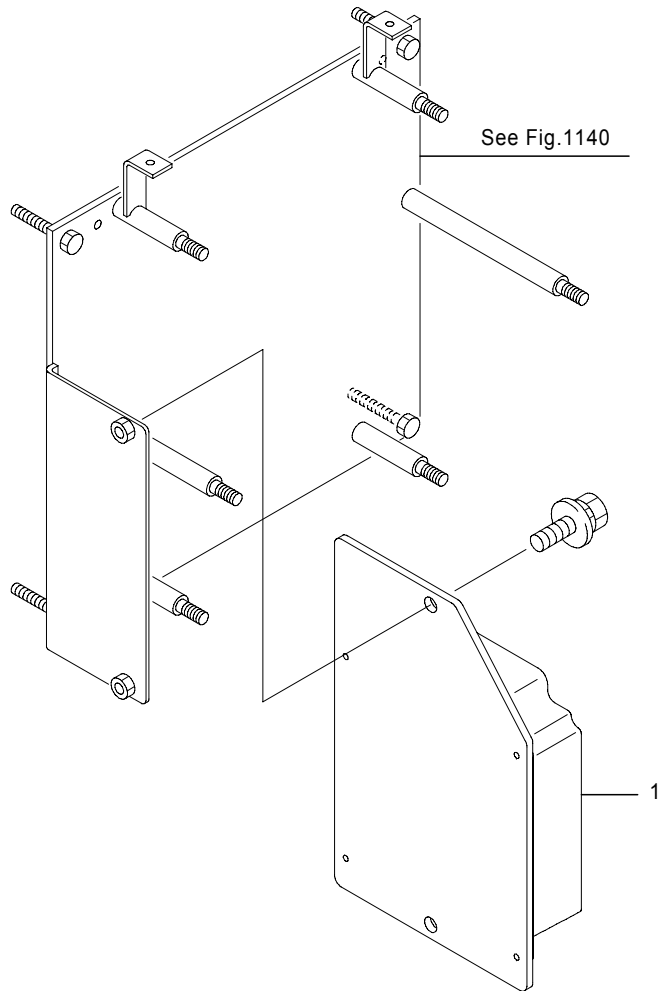
-----

Note :

Fig.4500C EPS CONTROLLER  
 [CAN/OIS],FB20P-28P(241AC6266-),30P(251AC0881-)

Fig.4500C EPS CONTROLLER  
 [CAN/OIS],FB20P-28P(241AC6266-),30P(251AC0881-)

(A)=FB20P (D)=FB30P  
 (B)=FB25P (E)=  
 (C)=FB28P (F)=



No.	Parts No.	Parts Name	(A)	(B)	(C)	(D)	(E)	(F)	i/a	Remarks
1	54001-26693	Controller ass'y, EPS	1	1	1					SANKO
1-1	54001-26694	Controller ass'y, EPS (A=241AC6942-)(B=241AC6942-)(C=241AC6942-)	1	1	1				↑	SANKO
1-2	54001-26695	Controller ass'y, EPS (A=241AC7225-)(B=241AC7225-)(C=241AC7225-)	1	1	1				↑	SANKO
1-3	54001-26696	Controller ass'y, EPS (A=241AC7225-)(B=241AC7225-)(C=241AC7225-)	1	1	1				↑	SANKO
1-4	54001-26697	Controller ass'y, EPS (A=241AC7923-)(B=241AC7923-)(C=241AC7923-)	1	1	1				↑	SANKO
1-5	54001-26698	Controller ass'y, EPS (A=241AC8055-)(B=241AC8055-)(C=241AC8055-)	1	1	1				↑	SANKO
1	54001-26703	Controller ass'y, EPS						1		SANKO
1-1	54001-26704	Controller ass'y, EPS (D=251AC1030-)						1	↑	SANKO
1-2	54001-26705	Controller ass'y, EPS (D=251AC1068-)						1	↑	SANKO
1-3	54001-26706	Controller ass'y, EPS (D=251AC1068-)						1	↑	SANKO
1-4	54001-26707	Controller ass'y, EPS (D=251AC1156-)						1	↑	SANKO
1-5	54001-26708	Controller ass'y, EPS (D=251AC1177-)						1	↑	SANKO
1	54001-35121	Controller ass'y, EPS	1	1	1					SANKO,CS
1-1	54001-35122	Controller ass'y, EPS (A=241AC6942-)(B=241AC6942-)(C=241AC6942-)	1	1	1				↑	SANKO,CS
1-2	54001-35123	Controller ass'y, EPS (A=241AC7225-)(B=241AC7225-)(C=241AC7225-)	1	1	1				↑	SANKO,CS
1-3	54001-35124	Controller ass'y, EPS (A=241AC7225-)(B=241AC7225-)(C=241AC7225-)	1	1	1				↑	SANKO,CS
1-4	54001-35125	Controller ass'y, EPS (A=241AC7923-)(B=241AC7923-)(C=241AC7923-)	1	1	1				↑	SANKO,CS
1-5	54001-35126	Controller ass'y, EPS (A=241AC8055-)(B=241AC8055-)(C=241AC8055-)	1	1	1				↑	SANKO,CS
1	54001-35131	Controller ass'y, EPS						1		SANKO,CS

Note :

Fig.4500C EPS CONTROLLER  
 [CAN/OIS],FB20P-28P(241AC6266-),30P(251AC0881-)

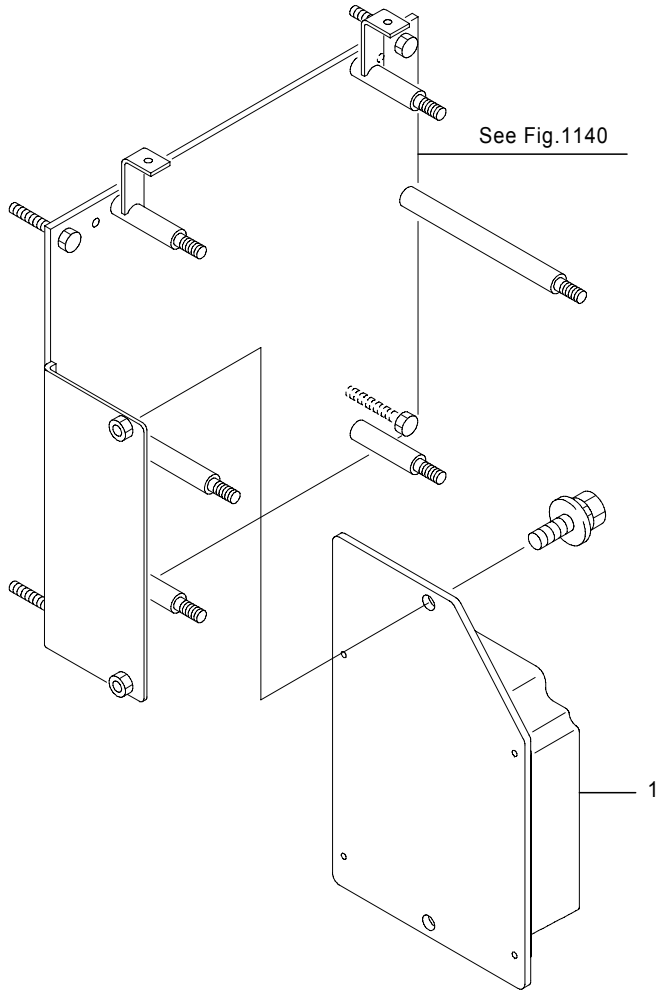


Fig.4500C EPS CONTROLLER  
 [CAN/OIS],FB20P-28P(241AC6266-),30P(251AC0881-)

(A)=FB20P (D)=FB30P  
 (B)=FB25P (E)=  
 (C)=FB28P (F)=

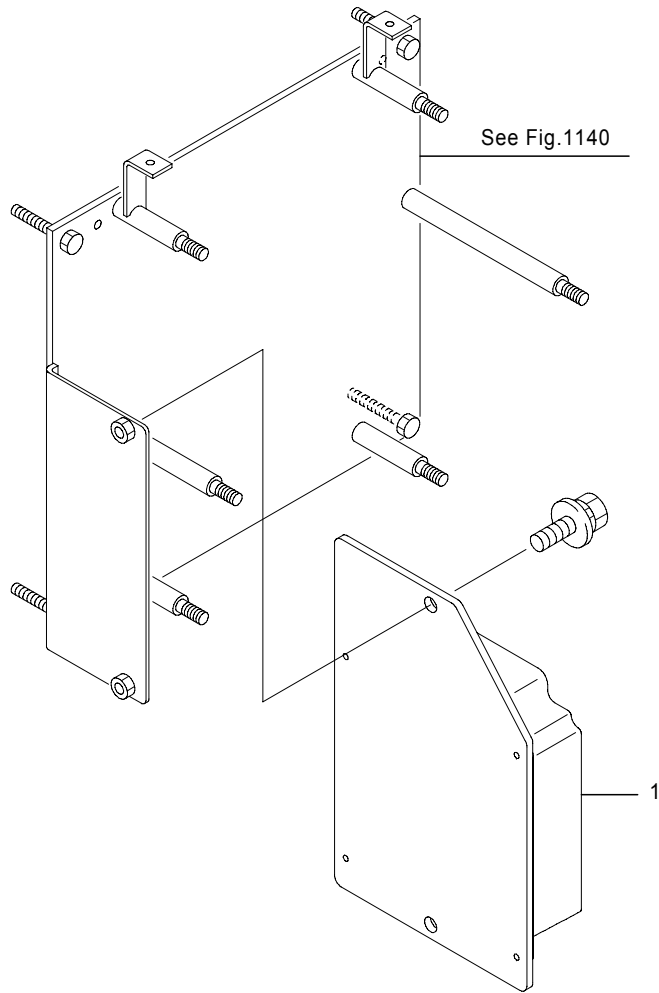
No.	Parts No.	Parts Name	(A)	(B)	(C)	(D)	(E)	(F)	i/a	Remarks
1-1	54001-35132	Controller ass'y, EPS (D=251AC1030-)							1	↑ SANKO,CS
1-2	54001-35133	Controller ass'y, EPS (D=251AC1068-)							1	↑ SANKO,CS
1-3	54001-35134	Controller ass'y, EPS (D=251AC1068-)							1	↑ SANKO,CS
1-4	54001-35135	Controller ass'y, EPS (D=251AC1156-)							1	↑ SANKO,CS
1-5	54001-35136	Controller ass'y, EPS (D=251AC1177-)							1	↑ SANKO,CS
1	54001-50971	Controller ass'y, EPS	1	1	1					SHIMOHIRA
1-1	54001-50972	Controller ass'y, EPS (A=241AC6942-)(B=241AC6942-)(C=241AC6942-)	1	1	1					↑ SHIMOHIRA
1-2	54001-50973	Controller ass'y, EPS (A=241AC7225-)(B=241AC7225-)(C=241AC7225-)	1	1	1					↑ SHIMOHIRA
1-3	54001-50974	Controller ass'y, EPS (A=241AC7225-)(B=241AC7225-)(C=241AC7225-)	1	1	1					↑ SHIMOHIRA
1-4	54001-50975	Controller ass'y, EPS (A=241AC7923-)(B=241AC7923-)(C=241AC7923-)	1	1	1					↑ SHIMOHIRA
1-5	54001-50976	Controller ass'y, EPS (A=241AC8055-)(B=241AC8055-)(C=241AC8055-)	1	1	1					↑ SHIMOHIRA
1	54001-50981	Controller ass'y, EPS							1	SHIMOHIRA
1-1	54001-50982	Controller ass'y, EPS (D=251AC1030-)							1	↑ SHIMOHIRA
1-2	54001-50983	Controller ass'y, EPS (D=251AC1068-)							1	↑ SHIMOHIRA
1-3	54001-50984	Controller ass'y, EPS (D=251AC1068-)							1	↑ SHIMOHIRA
1-4	54001-50985	Controller ass'y, EPS (D=251AC1156-)							1	↑ SHIMOHIRA
1-5	54001-50986	Controller ass'y, EPS (D=251AC1177-)							1	↑ SHIMOHIRA
1	54001-50991	Controller ass'y, EPS	1	1	1					SHIMOHIRA,CS
1-1	54001-50992	Controller ass'y, EPS (A=241AC6942-)(B=241AC6942-)(C=241AC6942-)	1	1	1					↑ SHIMOHIRA,CS

Note :

Fig.4500C EPS CONTROLLER  
 [CAN/OIS],FB20P-28P(241AC6266-),30P(251AC0881-)

Fig.4500C EPS CONTROLLER  
 [CAN/OIS],FB20P-28P(241AC6266-),30P(251AC0881-)

(A)=FB20P (D)=FB30P  
 (B)=FB25P (E)=  
 (C)=FB28P (F)=



No.	Parts No.	Parts Name	(A)	(B)	(C)	(D)	(E)	(F)	i/a	Remarks
1-2	54001-50993	Controller ass'y, EPS (A=241AC7225-)(B=241AC7225-)(C=241AC7225-)	1	1	1				↑	SHIMOHIRA,CS
1-3	54001-50994	Controller ass'y, EPS (A=241AC7225-)(B=241AC7225-)(C=241AC7225-)	1	1	1				↑	SHIMOHIRA,CS
1-4	54001-50995	Controller ass'y, EPS (A=241AC7923-)(B=241AC7923-)(C=241AC7923-)	1	1	1				↑	SHIMOHIRA,CS
1-5	54001-50996	Controller ass'y, EPS (A=241AC8055-)(B=241AC8055-)(C=241AC8055-)	1	1	1				↑	SHIMOHIRA,CS
1	54001-51001	Controller ass'y, EPS						1		SHIMOHIRA,CS
1-1	54001-51002	Controller ass'y, EPS (D=251AC1030-)						1	↑	SHIMOHIRA,CS
1-2	54001-51003	Controller ass'y, EPS (D=251AC1068-)						1	↑	SHIMOHIRA,CS
1-3	54001-51004	Controller ass'y, EPS (D=251AC1068-)						1	↑	SHIMOHIRA,CS
1-4	54001-51005	Controller ass'y, EPS (D=251AC1156-)						1	↑	SHIMOHIRA,CS
1-5	54001-51006	Controller ass'y, EPS (D=251AC1177-)						1	↑	SHIMOHIRA,CS

Note :



Fig.4541A ARM SWITCH

Finger tip, 3 Spools

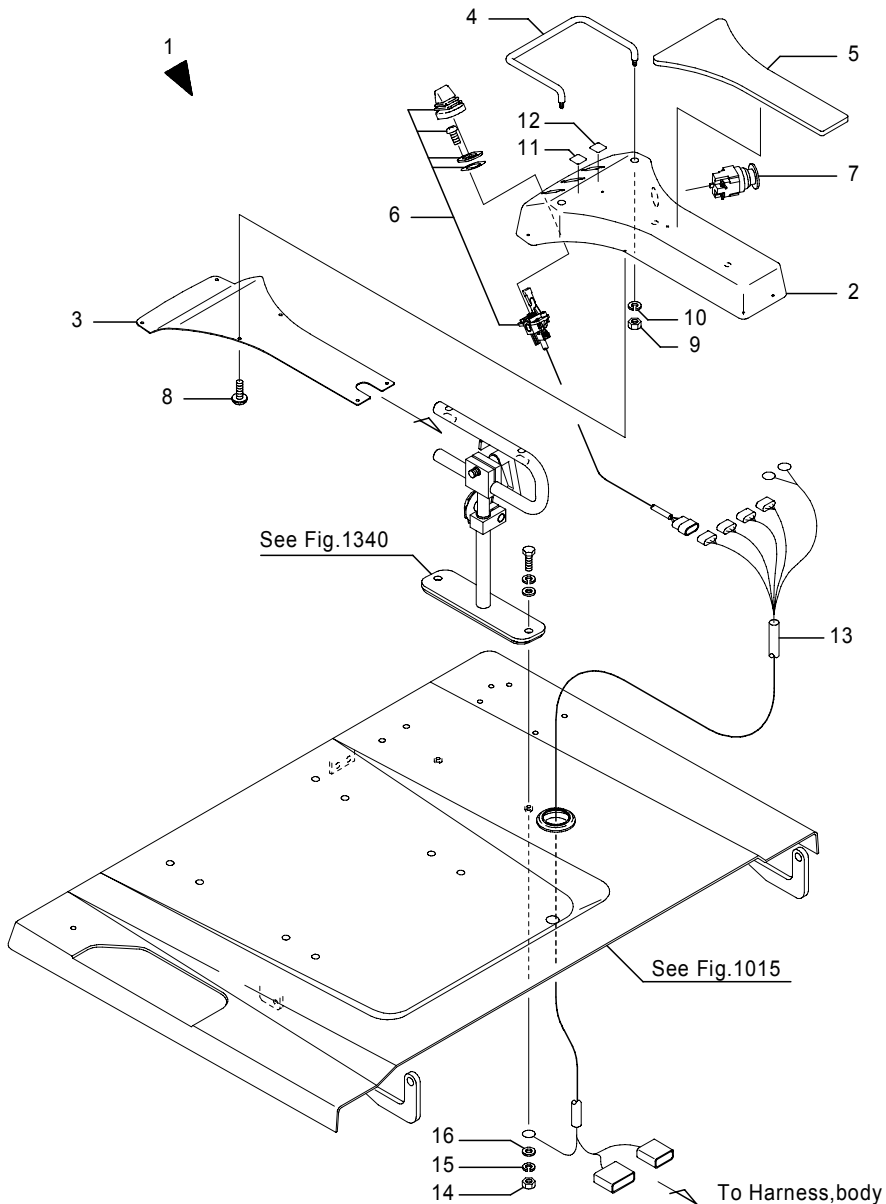


Fig.4541A ARM SWITCH

Finger tip, 3 Spools

(A)=FB20P (D)=FB30P

(B)=FB25P (E)=

(C)=FB28P (F)=

No.	Parts No.	Parts Name	(A)	(B)	(C)	(D)	(E)	(F)	i/a	Remarks
1	54000-93230	Arm ass'y, switch	1	1	1	1				3 SPOOLS
1-1	54000-93231	Arm ass'y, switch (A=241A****-)(B=241A****-)(C=241A****-)(D=251A****-)	1	1	1	1				3 SPOOLS
2	54000-93210	Arm	1	1	1	1				3 SPOOLS
3	32290-00471	Cover, arm	1	1	1	1				3 SPOOLS
4	14400-94970	Guard	1	1	1	1				3 SPOOLS
5	14400-53470	Pad, arm	1	1	1	1				3 SPOOLS
6	70000-06942	Joystick	3	3	3	3				3 SPOOLS
7	35610-35280	Switch, push button	1	1	1	1				
8	31010-04330	Screw, tapping	6	6	6	6				
9	0000-00006	Nut	2	2	2	2				
10	0000-70006	Washer, lock	2	2	2	2				
11	24700-09470	Plate, knob(Lift)	1	1	1	1				Lift
12	24700-09480	Plate, knob(Tilt)	1	1	1	1				Tilt
13	54000-93350	Harness, switch	1	1	1	1				
13-1	54000-93351	Harness, switch (A=241A****-)(B=241A****-)(C=241A****-)(D=251A****-)	1	1	1	1				
14	0000-00008	Nut	1	1	1	1				
15	0000-70008	Washer, lock	1	1	1	1				
16	0000-72008	Washer, plain	1	1	1	1				

Note :

Fig.4541B ARM SWITCH

Finger tip, 3 Spools

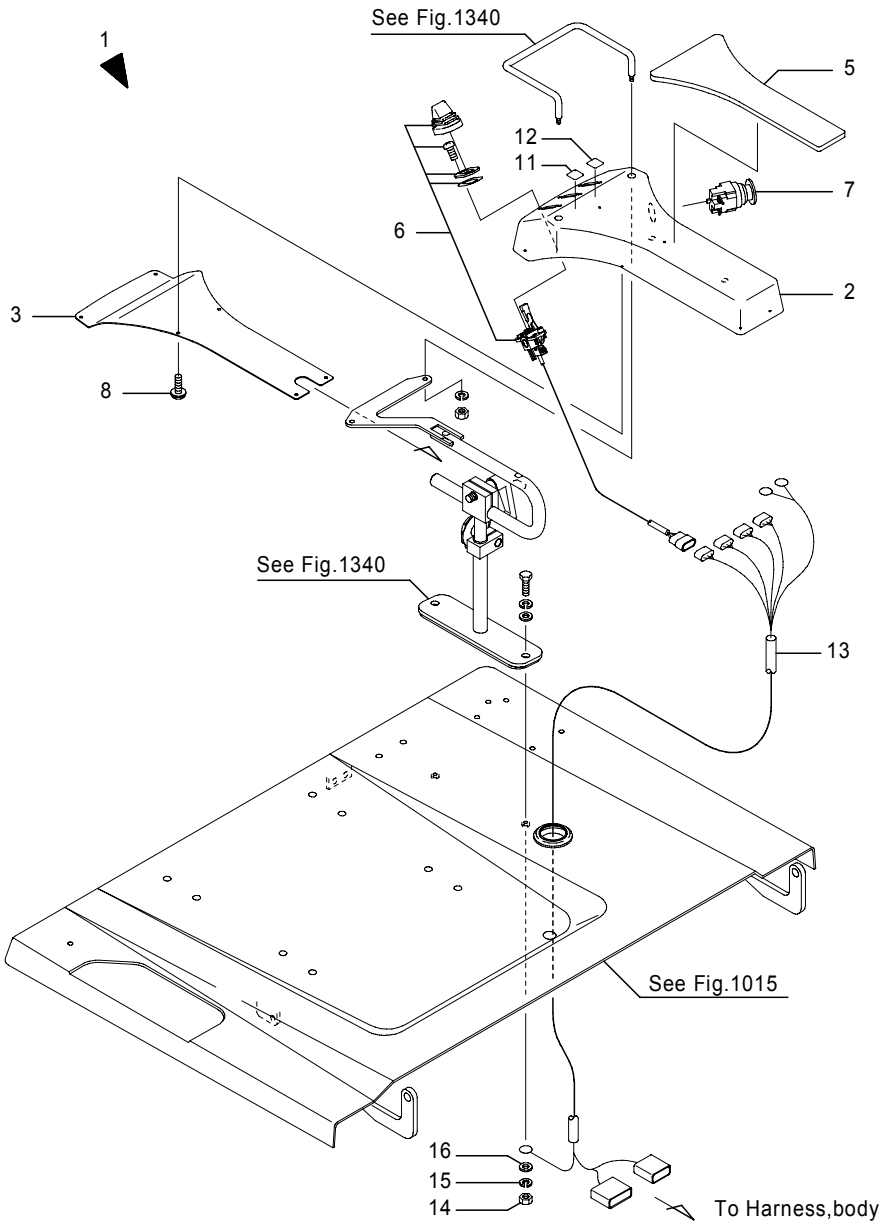


Fig.4541B ARM SWITCH

Finger tip, 3 Spools

(A)=FB20P (D)=FB30P

(B)=FB25P (E)=

(C)=FB28P (F)=

No.	Parts No.	Parts Name	(A)	(B)	(C)	(D)	(E)	(F)	i/a	Remarks
1	54000-93232	Arm ass'y, switch	1	1	1	1				3 SPOOLS
2	54000-93211	Arm	1	1	1	1				3 SPOOLS
3	32290-00471	Cover, arm	1	1	1	1				3 SPOOLS
5	14400-53470	Pad, arm	1	1	1	1				3 SPOOLS
6	70000-06942	Joystick	3	3	3	3				3 SPOOLS
7	35610-35280	Switch, push button	1	1	1	1				
8	31010-04330	Screw, tapping	6	6	6	6				
11	24700-09470	Plate, knob(Lift)	1	1	1	1				Lift
12	24700-09480	Plate, knob(Tilt)	1	1	1	1				Tilt
13	54000-93351	Harness, switch	1	1	1	1				
14	0000-00008	Nut	1	1	1	1				
15	0000-70008	Washer, lock	1	1	1	1				
16	0000-72008	Washer, plain	1	1	1	1				

Note :

Fig.4541C ARM SWITCH  
Finger tip, 4 Spools

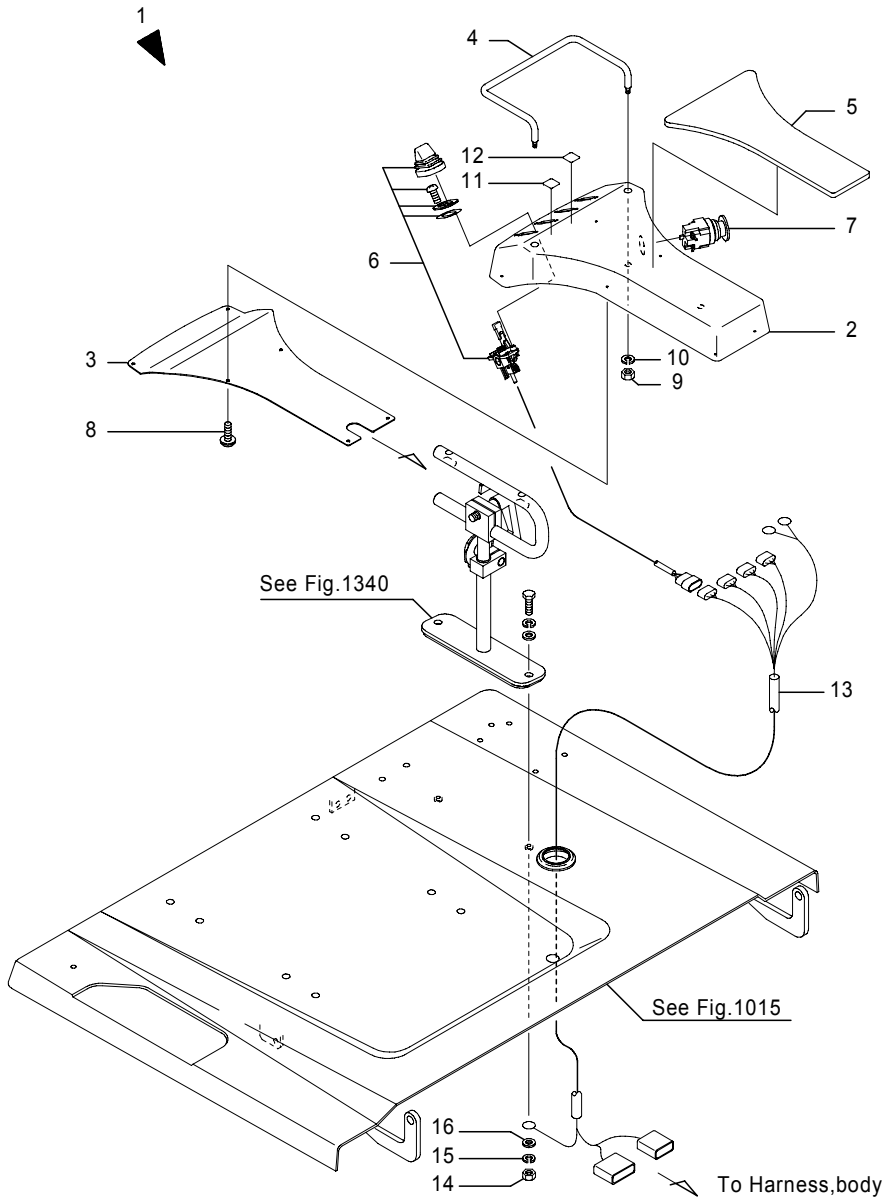


Fig.4541C ARM SWITCH  
Finger tip, 4 Spools

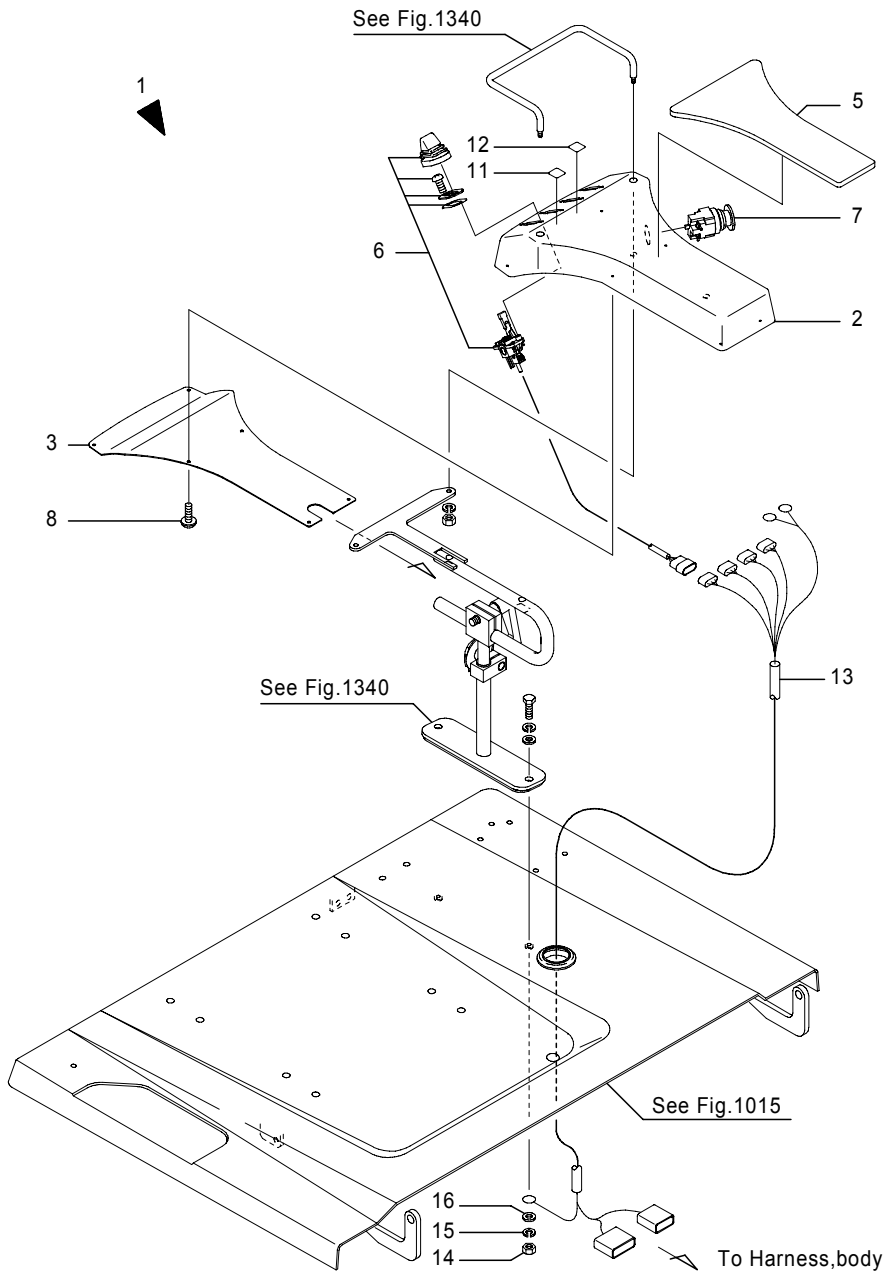
(A)=FB20P (D)=FB30P  
(B)=FB25P (E)=  
(C)=FB28P (F)=

No.	Parts No.	Parts Name	(A)	(B)	(C)	(D)	(E)	(F)	i/a	Remarks
1	54000-93250	Arm ass'y, switch	1	1	1	1				4 SPOOLS
1-1	54000-93251	Arm ass'y, switch (A=241A****-)(B=241A****-)(C=241A****-)(D=251A****-)	1	1	1	1				4 SPOOLS
2	54000-93221	Arm	1	1	1	1				4 SPOOLS
3	14400-84361	Cover, arm	1	1	1	1				4 SPOOLS
4	14400-98870	Guard	1	1	1	1				4 SPOOLS
5	14400-84370	Pad, arm	1	1	1	1				4 SPOOLS
6	70000-06942	Joystick	4	4	4	4				4 SPOOLS
7	35610-35280	Switch, push button	1	1	1	1				
8	31010-04330	Screw, tapping	6	6	6	6				
9	0000-00006	Nut	2	2	2	2				
10	0000-70006	Washer, lock	2	2	2	2				
11	24700-09470	Plate, knob(Lift)	1	1	1	1				Lift
12	24700-09480	Plate, knob(Tilt)	1	1	1	1				Tilt
13	54000-93350	Harness, switch	1	1	1	1				
13-1	54000-93351	Harness, switch (A=241A****-)(B=241A****-)(C=241A****-)(D=251A****-)	1	1	1	1				
14	0000-00008	Nut	1	1	1	1				
15	0000-70008	Washer, lock	1	1	1	1				
16	0000-72008	Washer, plain	1	1	1	1				

Note :

# Fig.4541D ARM SWITCH

Finger tip, 4 Spools



# Fig.4541D ARM SWITCH

Finger tip, 4 Spools

(A)=FB20P (D)=FB30P

(B)=FB25P (E)=

(C)=FB28P (F)=

No.	Parts No.	Parts Name	(A)	(B)	(C)	(D)	(E)	(F)	i/a	Remarks
1	54000-93252	Arm ass'y, switch	1	1	1	1				4 SPOOLS
2	54000-93221	Arm	1	1	1	1				4 SPOOLS
3	14400-84361	Cover, arm	1	1	1	1				4 SPOOLS
5	14400-84370	Pad, arm	1	1	1	1				4 SPOOLS
6	70000-06942	Joystick	4	4	4	4				4 SPOOLS
7	35610-35280	Switch, push button	1	1	1	1				
8	31010-04330	Screw, tapping	6	6	6	6				
11	24700-09470	Plate, knob(Lift)	1	1	1	1				Lift
12	24700-09480	Plate, knob(Tilt)	1	1	1	1				Tilt
13	54000-93351	Harness, switch	1	1	1	1				
14	0000-00008	Nut	1	1	1	1				
15	0000-70008	Washer, lock	1	1	1	1				
16	0000-72008	Washer, plain	1	1	1	1				

Note :

Fig.4800A BATTERY  
GS

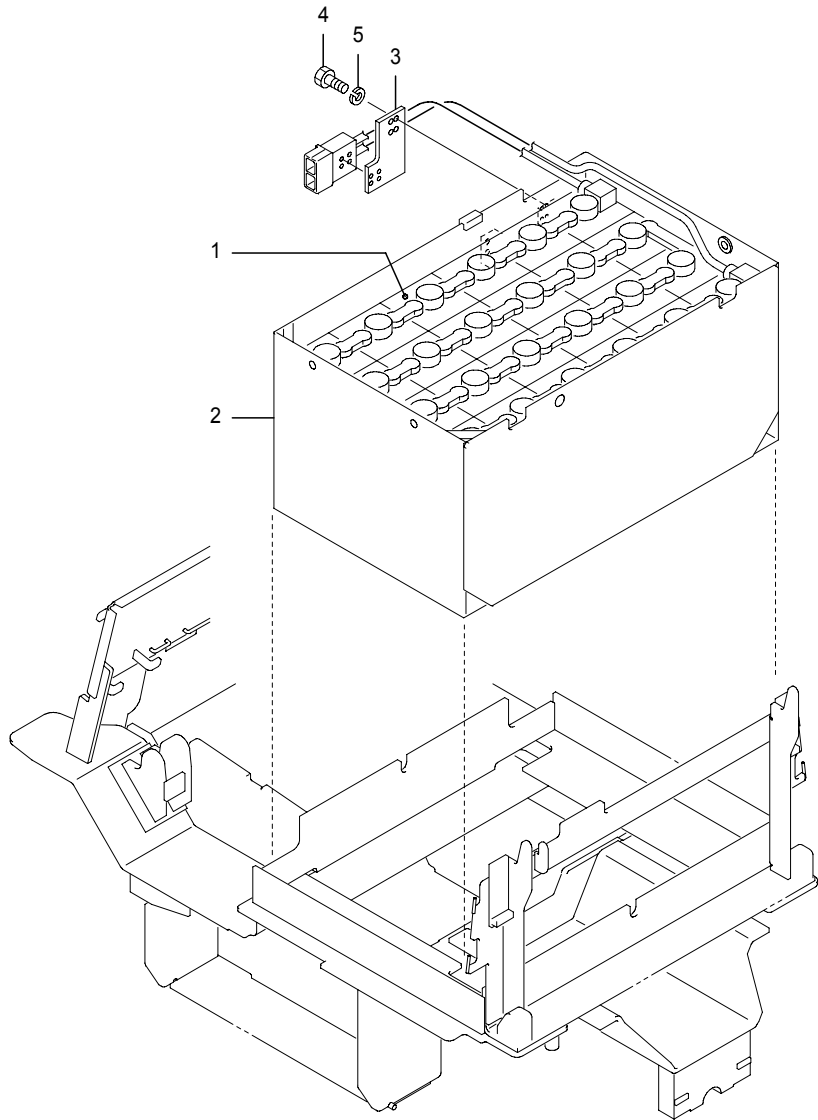


Fig.4800A BATTERY  
GS

(A)=FB20P (D)=FB30P  
(B)=FB25P (E)=  
(C)=FB28P (F)=

No.	Parts No.	Parts Name	(A)	(B)	(C)	(D)	(E)	(F)	i/a	Remarks
1	70000-17450	Battery	1							450Ah,Std
	70000-17460	Battery	1							450Ah,Opt,AB
	70000-17470	Battery	1							450Ah,Opt,DRP
	70000-17480	Battery	1							450Ah,Opt,DRP,AB
	70000-17510	Battery	1							450Ah,Std,*1
	70000-17520	Battery	1							450Ah,Opt,AB,*1
	70000-17530	Battery	1							450Ah,Opt,DRP,*1
	70000-17540	Battery	1							450Ah,Opt,AB,DRP,*1
	70000-17690	Battery	1							545Ah,Opt
	70000-17700	Battery	1							545Ah,Opt,AB
	70000-17710	Battery	1							545Ah,Opt,DRP
	70000-17720	Battery	1							545Ah,Opt,DRP,AB
	70000-17750	Battery	1							545Ah,Opt,*1
	70000-17760	Battery	1							545Ah,Opt,AB,*1
	70000-17770	Battery	1							545Ah,Opt,DRP,*1
	70000-17780	Battery	1							545Ah,Opt,AB,DRP,*1
	70000-17830	Battery	1	1	1					565Ah,FB25P/28P-Std
	70000-17840	Battery	1	1	1					565Ah,Opt,AB
	70000-17850	Battery	1	1	1					565Ah,Opt,DRP
	70000-17860	Battery	1	1	1					565Ah,Opt,DRP,AB
	70000-17870	Battery	1	1	1					565Ah,FB25P/28P-Std,*1
	70000-17880	Battery	1	1	1					565Ah,Opt,AB,*1
	70000-17890	Battery	1	1	1					565Ah,Opt,DRP,*1
	70000-17900	Battery	1	1	1					565Ah,Opt,AB,DRP,*1
	70000-17930	Battery	1	1	1					600Ah,Opt
	70000-17940	Battery	1	1	1					600Ah,Opt,AB
	70000-17970	Battery	1	1	1					600Ah,Opt,*1
	70000-17980	Battery	1	1	1					600Ah,Opt,AB,*1
	70000-18040	Battery	1	1	1					650Ah,Opt
	70000-18050	Battery	1	1	1					650Ah,Opt,AB
	70000-18110	Battery	1	1	1					730Ah,Opt
	70000-18120	Battery	1	1	1					730Ah,Opt,AB
	70000-18180	Battery						1		450Ah,Std
	70000-18190	Battery						1		450Ah,Opt,AB
	70000-18200	Battery						1		450Ah,Std,*1

Note : FB20P/25P/28P[48V], FB30P[72V]

\*1: 下部差込式

\*1: fork insertion type battery case

Fig.4800A BATTERY  
GS

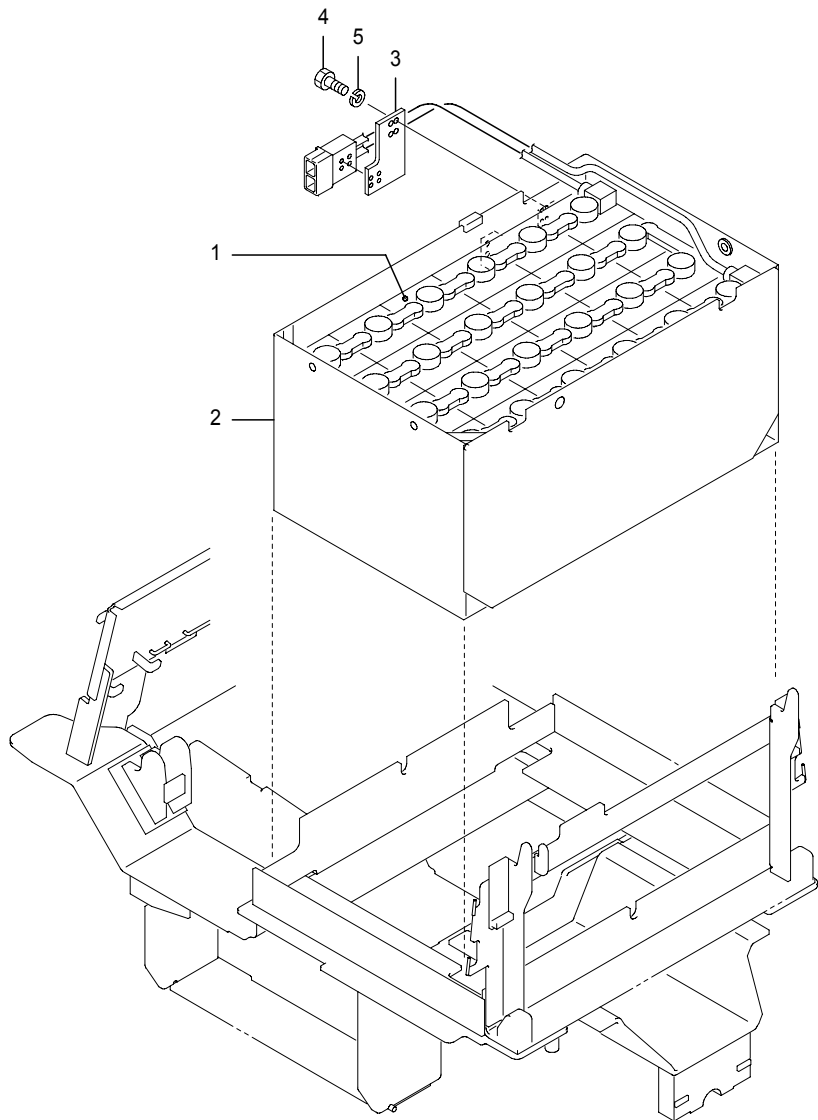


Fig.4800A BATTERY  
GS

(A)=FB20P (D)=FB30P  
(B)=FB25P (E)=  
(C)=FB28P (F)=

No.	Parts No.	Parts Name	(A)	(B)	(C)	(D)	(E)	(F)	i/a	Remarks
1	70000-18210	Battery							1	450Ah,Opt,AB,*1
	70000-18230	Battery							1	485Ah,Opt
	70000-18240	Battery							1	485Ah,Opt,AB
	70000-18250	Battery							1	485Ah,Opt,*1
	70000-18260	Battery							1	485Ah,Opt,AB,*1
	70000-18280	Battery							1	545Ah,Opt
	70000-18290	Battery							1	545Ah,Opt,AB
	70000-18300	Battery							1	545Ah,Opt,*1
	70000-18310	Battery							1	545Ah,Opt,AB,*1
	70000-18350	Battery							1	600Ah,Opt
	70000-18360	Battery							1	600Ah,Opt,AB
	70000-18370	Battery							1	600Ah,Opt,*1
	70000-18380	Battery							1	600Ah,Opt,AB,*1
	2	14800-24240	Case, battery	1						
14800-37690		Case, battery	1							450Ah,EEC
14800-36610		Case, battery	1							450/545Ah,*1
80004-38150		Case, battery	1							545Ah,EEC
14800-24250		Case, battery	1	1	1					565/600Ah
14800-37700		Case, battery	1	1	1					565Ah,EEC
14800-36420		Case, battery	1	1	1					565/600Ah,*1
80004-38160		Case, battery	1	1	1					600Ah,EEC
14800-34540		Case, battery	1	1	1					650/730Ah
14800-39680		Case, battery	1	1	1					650Ah,EEC
80004-43500		Case, battery	1	1	1					730Ah,EEC
14800-24271		Case, battery				1				450-600Ah
14800-37720		Case, battery				1				450Ah,EEC
14800-38361		Case, battery				1				450-600Ah,*1
80004-43510	Case, battery				1				485-600Ah,EEC	
3	14800-35400	Bracket, plug	1	1	1	1				
	0010-06010	Bolt	2	2	2					
4	0010-06010	Bolt				4				
	0000-70006	Washer, lock	2	2	2					
5	0000-70006	Washer, lock				4				

Note : FB20P/25P/28P[48V], FB30P[72V]

\*1: 下部差込式

\*1: fork insertion type battery case

Fig.4800B BATTERY  
SHINKOBE

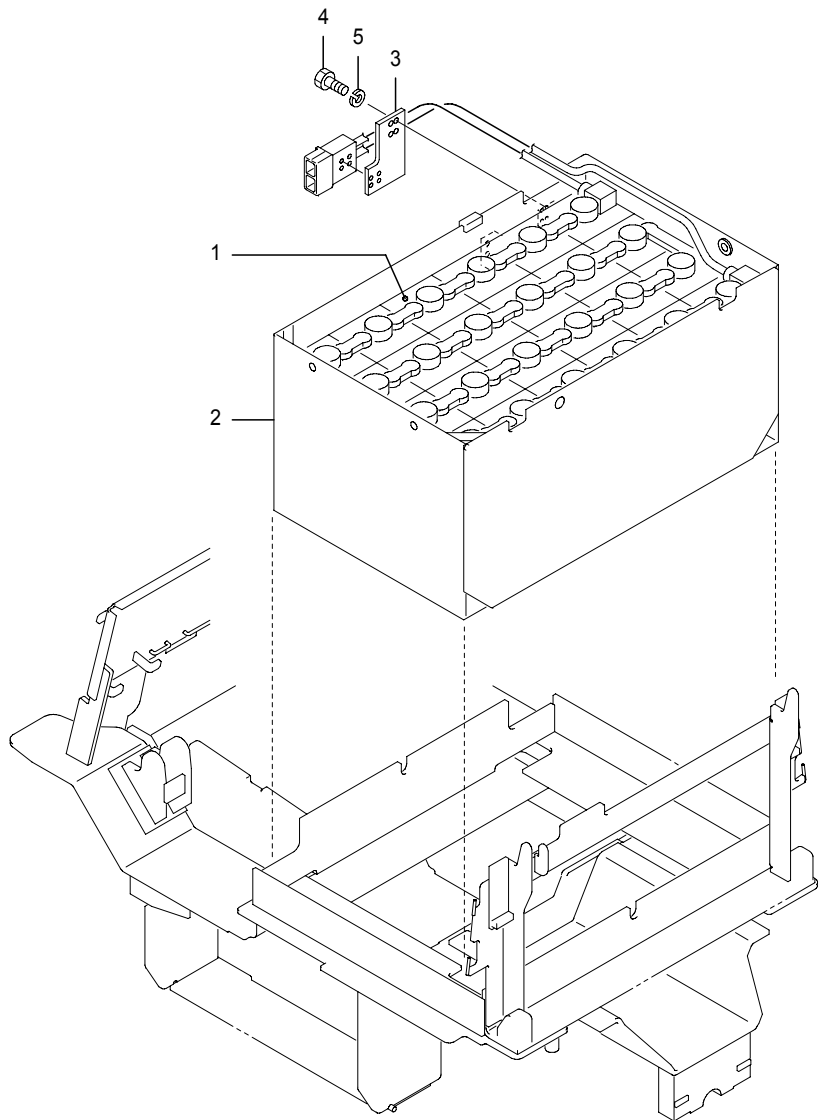


Fig.4800B BATTERY  
SHINKOBE

(A)=FB20P (D)=FB30P  
(B)=FB25P (E)=  
(C)=FB28P (F)=

No.	Parts No.	Parts Name	(A)	(B)	(C)	(D)	(E)	(F)	i/a	Remarks
1	70000-51530	Battery ass'y	1							450Ah,Std
	70000-51540	Battery ass'y	1							450Ah,Opt,AB
	70000-51570	Battery ass'y	1							545Ah
	70000-51580	Battery ass'y	1							545Ah,Opt
	70000-51590	Battery ass'y	1	1	1					565Ah,Opt
	70000-51600	Battery ass'y	1	1	1					565Ah,Op,AB
2	38510-24950	Battery ass'y	1	1	1					600Ah,Opt,w/DRP
	70000-51610	Battery ass'y								600Ah,Opt,AB,w/DRP
	14800-24240	Case, battery	1							450-565Ah
3	14800-24250	Case, battery	1	1	1					600Ah
	14800-35400	Bracket, plug	1	1	1					600Ah
4	0010-06010	Bolt	2	2	2					600Ah
5	0000-70006	Washer, lock	2	2	2					600Ah

Note : FB20P/25P/28P[48V], FB30P[72V]

\*1: 下部差込式

\*1: fork insertion type battery case

Fig.4810A CHARGER(BC) 1  
AC200V

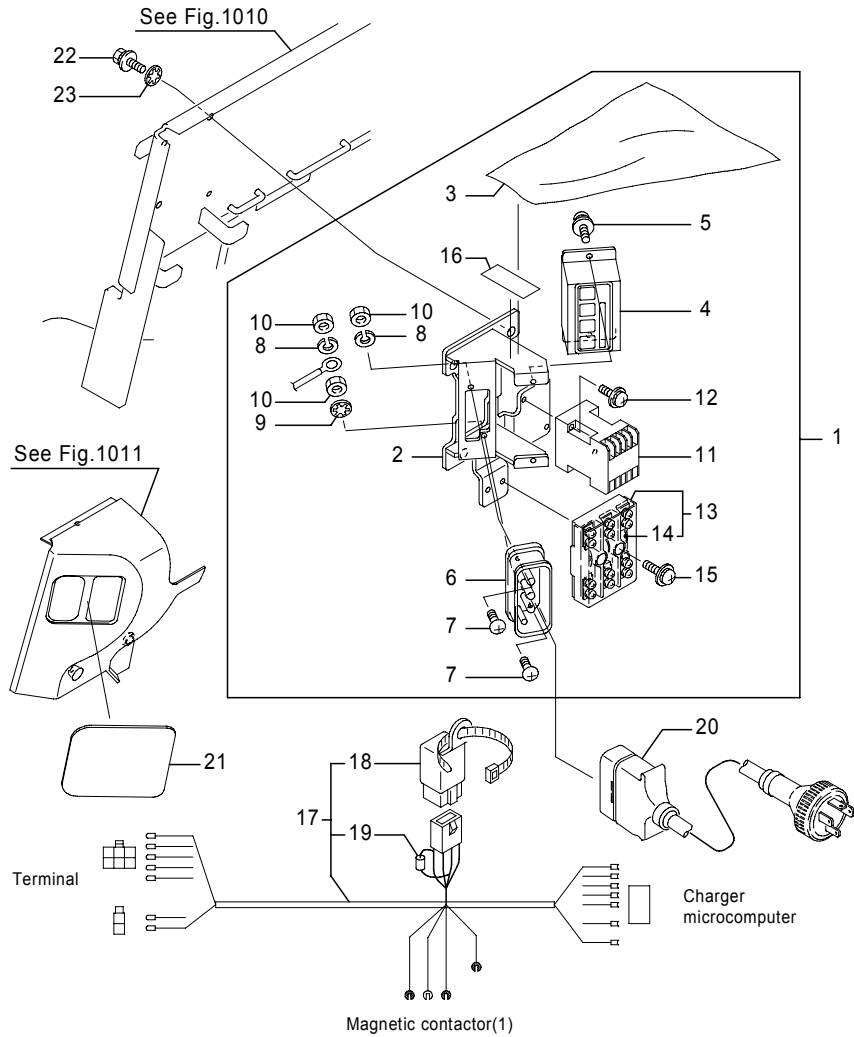


Fig.4810A CHARGER(BC) 1  
AC200V

(A)=FB20P (D)=FB30P  
(B)=FB25P (E)=  
(C)=FB28P (F)=

No.	Parts No.	Parts Name	(A)	(B)	(C)	(D)	(E)	(F)	i/a	Remarks
1	24300-37133	Panel ass'y, charger	1	1	1					*1
	24300-37145	Panel ass'y, charger	1	1	1	1				*2,*3
2	14104-13053	Bracket, panel	1	1	1	1				
3	24200-63210	Cover	1	1	1	1				
4	24300-35242	Charger microcomputer	1	1	1	1				
5	0075-04010	Screw, w/washers	2	2	2	2				
6	37010-10890	Socket	1	1	1	1				RT-316N,[250V/30A]
7	0070-04010	Screw, pan head	2	2	2	2				
8	0000-70004	Washer, lock	2	2	2	2				
9	0000-80004	Washer, tooth lock	1	1	1	1				
10	0000-00004	Nut	3	3	3	3				
11	35810-63260	Contactor	1	1	1					[200V],*1
	35810-06100	Contactor	1	1	1	1				[200V],*2,*3
12	0075-04016	Screw, w/washers	2	2	2	2				
13	8600-34000	Fuse comp.	1	1	1					[20A],FA-6-20,*1
	8600-35000	Fuse comp.	1	1	1	1				[30A],FA-6-30,*2,*3
14	0820-10020	Fuse, link	3	3	3					*1,[20A]
	0820-10030	Fuse, link	3	3	3	3				*2,*3,[30A]
15	0075-04016	Screw, w/washers	2	2	2	2				
16	24700-05140	Plate, name	1	1	1	1				[高压危険]
	24700-05140	Plate, name	1	1	1	1				[Danger]
17	24801-10152	Harness, BC	1	1	1	1				
18	35820-02250	Relay	1	1	1	1				CA1-DC48-N
19	1911-59001	Diode	1	1	1	1				[10E6]
20	24800-84490	Plug comp.	1	1	1					*1
	24800-85850	Plug comp.	1	1	1	1				*2,*3
21	14104-30270	Cap	1	1	1	1				SC
22	0018-08020	Bolt, w/washers	2	2	2	2				
		(A=241AC1948-)(B=241AC1948-)(C=241AC1948-)(D=251AC0190-)								
23	0000-80008	Washer, tooth lock	3	3	3	3				
		(A=241AC1948-)(B=241AC1948-)(C=241AC1948-)(D=251AC0190-)								

	FB20P	FB25P	FB28P	FB30P	Remarks
	Battery capacity				
3φ ,200V,6.4kVA,48V	Std(450Ah)	Std(565Ah)/Opt(600Ah)			*1
3φ ,200V,7.0kVA,48V	Opt(545-600Ah)				
3φ ,200V,10.0kVA,48V	Opt(650-730Ah)				*2
3φ ,200V,12.0kVA,72V				Std(450Ah)/Opt(485-600Ah)	*3

485-2784-07A  
(485-2784)

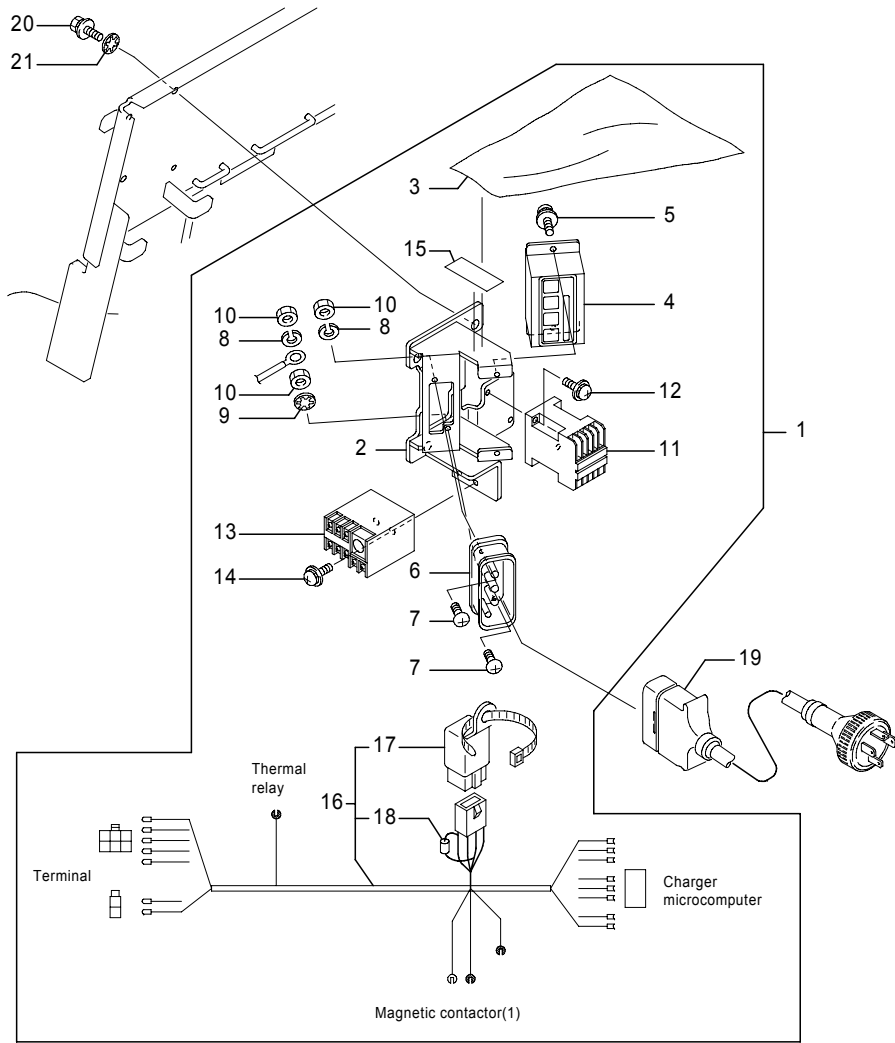
Note : FB20P-28P(-241AC5198,241AC5274-6265),30P(-251AC0696,251AC0715-0880)

\*1: 6.4/7.0KVA,48V,400-600Ah/5HR \*2: 10.0KVA,48V,650-730Ah/5HR

\*3: 12.0KVA,72V,450-600Ah/5HR



Fig.4810B CHARGER(BC) 1  
Opt,400V



	FB20P	FB25P	FB28P	FB30P	Remarks
3φ, 380-420V,50Hz 380-440V,60Hz	○	○	○		*1
3φ, 380-420V,50Hz 380-440V,60Hz	○	○	○	○	*2
3φ, 440V,50Hz,5.2-7.0kVA,48V,-600Ah	○	○	○		*3
3φ, 440V,50Hz, 10.0kVA,48V,650/730Ah(FB20P-28P) 12.0kVA,72V,450-600Ah(FB30P)	○	○	○	○	*4

485-2801-06A  
(485-2801)

Fig.4810B CHARGER(BC) 1  
Opt,400V

(A)=FB20P (D)=FB30P  
(B)=FB25P (E)=  
(C)=FB28P (F)=

No.	Parts No.	Parts Name	(A)	(B)	(C)	(D)	(E)	(F)	i/a	Remarks
1	24300-39140	Panel ass'y, charger	1	1	1					*1
1-1	24300-39160	Panel ass'y, charger (A=241AC5198-)(B=241AC5198-)(C=241AC5198-)	1	1	1				↑	*1
1	24300-39150	Panel ass'y, charger	1	1	1	1				*2
1-1	24300-39170	Panel ass'y, charger (A=241AC5198-)(B=241AC5198-)(C=241AC5198-)(D=251AC0697-)	1	1	1	1			↑	*2
1	24300-39160	Panel ass'y, charger	1	1	1					*3
	24300-39170	Panel ass'y, charger	1	1	1	1				*4
2	24300-39180	Bracket, panel	1	1	1	1				
3	24200-63210	Cover	1	1	1	1				
4	24300-35242	Charger microcomputer	1	1	1	1				
5	0075-04010	Screw, w/washers	2	2	2	2				
6	37010-10900	Socket	1	1	1	1				RT5-316N
7	0070-04010	Screw, pan head	2	2	2	2				
8	0000-70004	Washer, lock	2	2	2	2				
9	0000-80004	Washer, tooth lock	1	1	1	1				
10	0000-00004	Nut	3	3	3	3				
11	35810-06220	Contactor	1	1	1	1				[400V],*1,*2
11-1	35810-06230	Contactor (A=241AC5198-)(B=241AC5198-)(C=241AC5198-)(D=251AC0697-)	1	1	1	1			↑	[400V],*1,*2
11	35810-06230	Contactor	1	1	1	1				[440V],*3,*4
12	0075-04016	Screw, w/washers	2	2	2	2				
13	35820-00670	Relay, thermal	1	1	1					*1,*3
	35820-00680	Relay, thermal	1	1	1	1				*2,*4
14	0075-04016	Screw, w/washers	2	2	2	2				
15	24700-05140	Plate, name	1	1	1	1				[高圧危険]
	24700-05140	Plate, name	1	1	1	1				[Danger]
16	24801-12020	Harness, BC	1	1	1	1				
17	35820-02250	Relay	1	1	1	1				CA1-DC48-N
18	1911-59001	Diode	1	1	1	1				[10E6]
19	24300-07180	Plug comp.	1	1	1	1				
20	0018-08020	Bolt, w/washers (A=241AC1948-)(B=241AC1948-)(C=241AC1948-)(D=251AC0190-)	2	2	2	2				
21	0000-80008	Washer, tooth lock (A=241AC1948-)(B=241AC1948-)(C=241AC1948-)(D=251AC0190-)	3	3	3	3				

Note :

Fig.4810C CHARGER(BC) 1

[CAN],AC200V,20P-28P(241AC5199-5273),30P(251AC0697-0714)

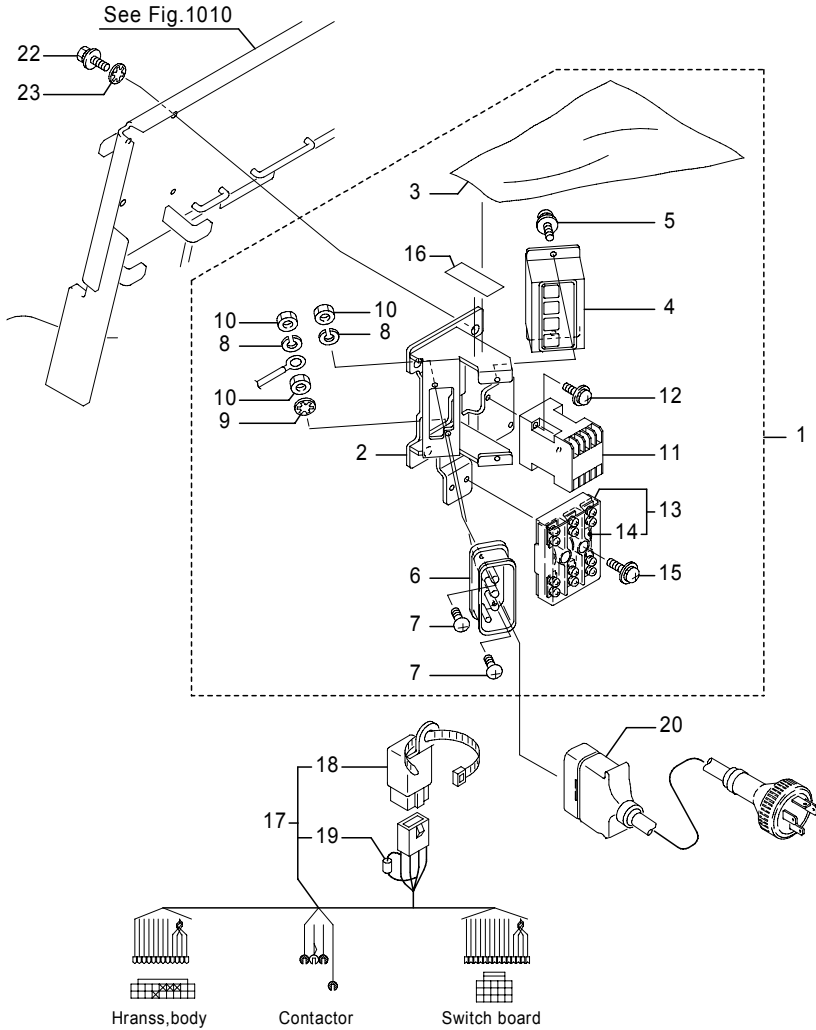


Fig.4810C CHARGER(BC) 1

[CAN],AC200V,20P-28P(241AC5199-5273),30P(251AC0697-0714)

(A)=FB20P (D)=FB30P

(B)=FB25P (E)=

(C)=FB28P (F)=

No.	Parts No.	Parts Name	(A)	(B)	(C)	(D)	(E)	(F)	i/a	Remarks
1	54001-26550	Panel ass'y, charger	1	1	1					*1
	54001-26560	Panel ass'y, charger	1	1	1	1				*2,*3
2	14104-13053	Bracket, panel	1	1	1	1				
3	24200-63210	Cover	1	1	1	1				
4	70001-24720	Charger microcomputer	1	1	1	1				
5	0075-04010	Screw, w/washers	2	2	2	2				
6	37010-10890	Socket	1	1	1	1				RT-316N,[250V/30A]
7	0070-04010	Screw, pan head	2	2	2	2				
8	0000-70004	Washer, lock	2	2	2	2				
9	0000-80004	Washer, tooth lock	1	1	1	1				
10	0000-00004	Nut	3	3	3	3				
11	35810-63260	Contactor	1	1	1					[200V],*1
	35810-06100	Contactor	1	1	1	1				[200V],*2,*3
12	0075-04016	Screw, w/washers	2	2	2	2				
13	8600-34000	Fuse comp.	1	1	1					[20A],FA-6-20,*1
	8600-35000	Fuse comp.	1	1	1	1				[30A],FA-6-30,*2,*3
14	0820-10020	Fuse, link	3	3	3					*1,[20A]
	0820-10030	Fuse, link	3	3	3	3				*2,*3,[30A]
15	0075-04016	Screw, w/washers	2	2	2	2				
16	24700-05140	Plate, name	1	1	1	1				[高压危険]
	24700-05140	Plate, name	1	1	1	1				[Danger]
17	54001-26570	Harness, BC	1	1	1	1				
18	35820-02250	Relay	1	1	1	1				CA1-DC48-N
19	35010-01900	Diode	1	1	1	1				[1G6]
20	24800-84490	Plug comp.	1	1	1					*1
	24800-85850	Plug comp.	1	1	1	1				*2,*3
22	0016-08020	Bolt, w/washers	2	2	2	2				
23	0000-80008	Washer, tooth lock	3	3	3	3				

	FB20P	FB25P	FB28P	FB30P	Remarks
	Battery capacity				
3φ ,200V,6.4kVA,48V	Std(450Ah)	Std(565Ah)/Opt(600Ah)			*1
3φ ,200V,7.0kVA,48V	Opt(545-600Ah)				
3φ ,200V,10.0kVA,48V	Opt(650-730Ah)				*2
3φ ,200V,12.0kVA,72V				Std(450Ah)/Opt(485-600Ah)	*3

Note : \*1: 6.4/7.0KVA,48V,400-600Ah/5HR \*2: 10.0KVA,48V,650-730Ah/5HR

\*3: 12.0KVA,72V,450-600Ah/5HR

Fig.4810D CHARGER(BC) 1

[CAN/OIS],AC200V,20P-28P(241AC6266-),30P(251AC0881-)

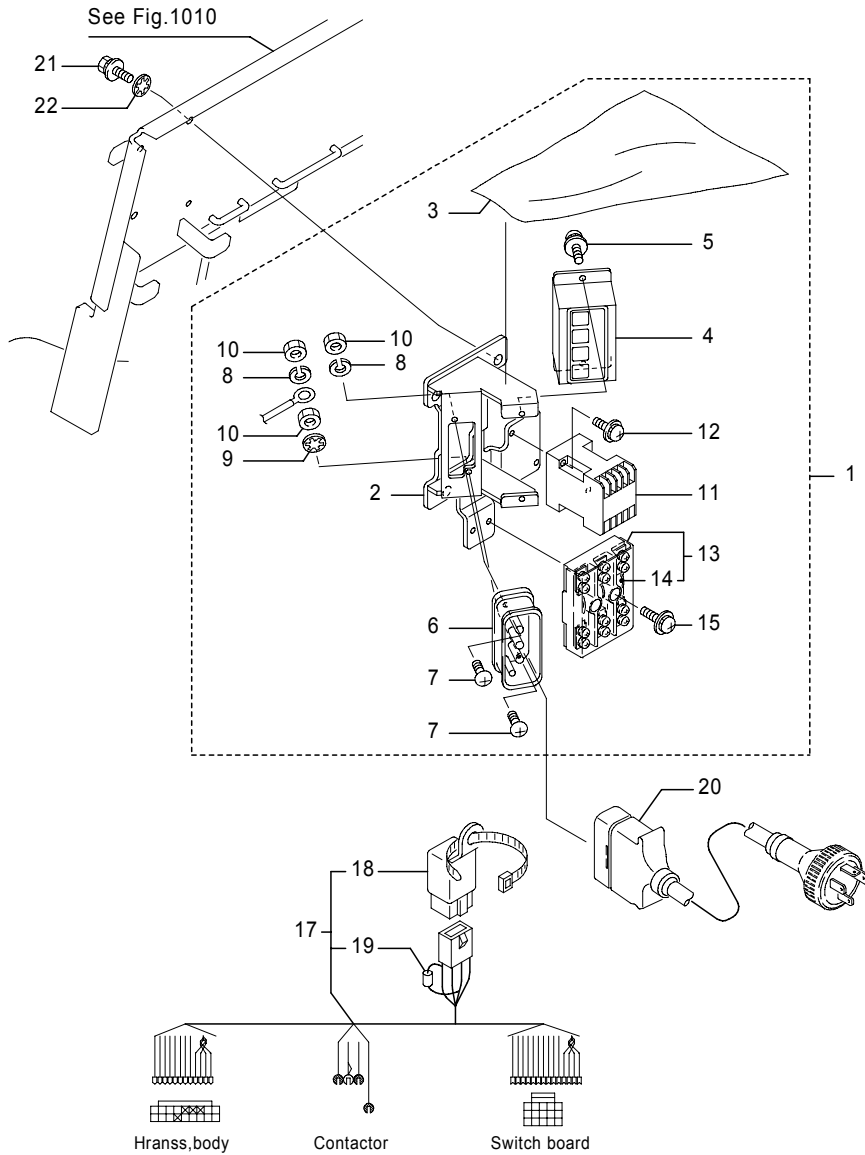


Fig.4810D CHARGER(BC) 1

[CAN/OIS],AC200V,20P-28P(241AC6266-),30P(251AC0881-)

(A)=FB20P (D)=FB30P

(B)=FB25P (E)=

(C)=FB28P (F)=

No.	Parts No.	Parts Name	(A)	(B)	(C)	(D)	(E)	(F)	i/a	Remarks
1	54001-26550	Panel ass'y, charger	1	1	1	1				*1
	54001-26560	Panel ass'y, charger	1	1	1	1				*2, *3
2	14104-13053	Bracket, panel	1	1	1	1				
3	24200-63210	Cover	1	1	1	1				
4	70001-24720	Charger, switch	1	1	1	1				
5	0075-04010	Screw, w/washers	2	2	2	2				
6	37010-10890	Socket	1	1	1	1				RT-316N/250V,30A
7	0070-04010	Screw, pan head	2	2	2	2				
8	0000-70004	Washer, lock	2	2	2	2				
9	0000-80004	Washer, tooth lock	1	1	1	1				
10	0000-00004	Nut	3	3	3	3				
11	35810-63260	Contactor	1	1	1	1				*1
	35810-06100	Contactor	1	1	1	1				*2, *3
12	0075-04016	Screw, w/washers	2	2	2	2				
13	8600-34000	Fuse	1	1	1	1				*1
	8600-35000	Fuse	1	1	1	1				*2, *3
14	0820-10020	Fuse, link	3	3	3	3				[20A],*2
	0820-10030	Fuse, link	3	3	3	3				[30A]
15	0075-05016	Screw, w/washers	2	2	2	2				
17	54001-26570	Harness, BC	1	1	1	1				
18	35820-02250	Relay	1	1	1	1				[DC48V]
19	35010-01900	Diode	1	1	1	1				[1G6]
20	24800-84490	Plug comp.	1	1	1					*2
	24800-85850	Plug comp.	1	1	1	1				*3, *4
21	0016-08020	Bolt, w/washers	3	3	3	3				
22	0000-80008	Washer, tooth lock	3	3	3	3				

Note : \*1: 6.4/7.0KVA,48V,400-600Ah/5HR \*2: 10.0KVA,48V,650-730Ah/5HR

\*3: 12.0KVA,72V,450-600Ah/5HR

Fig.4810E CHARGER(BC) 1  
 [CAN/OIS],Opt,400V,20P-28P(241AC6266-),30P(251AC0881-)

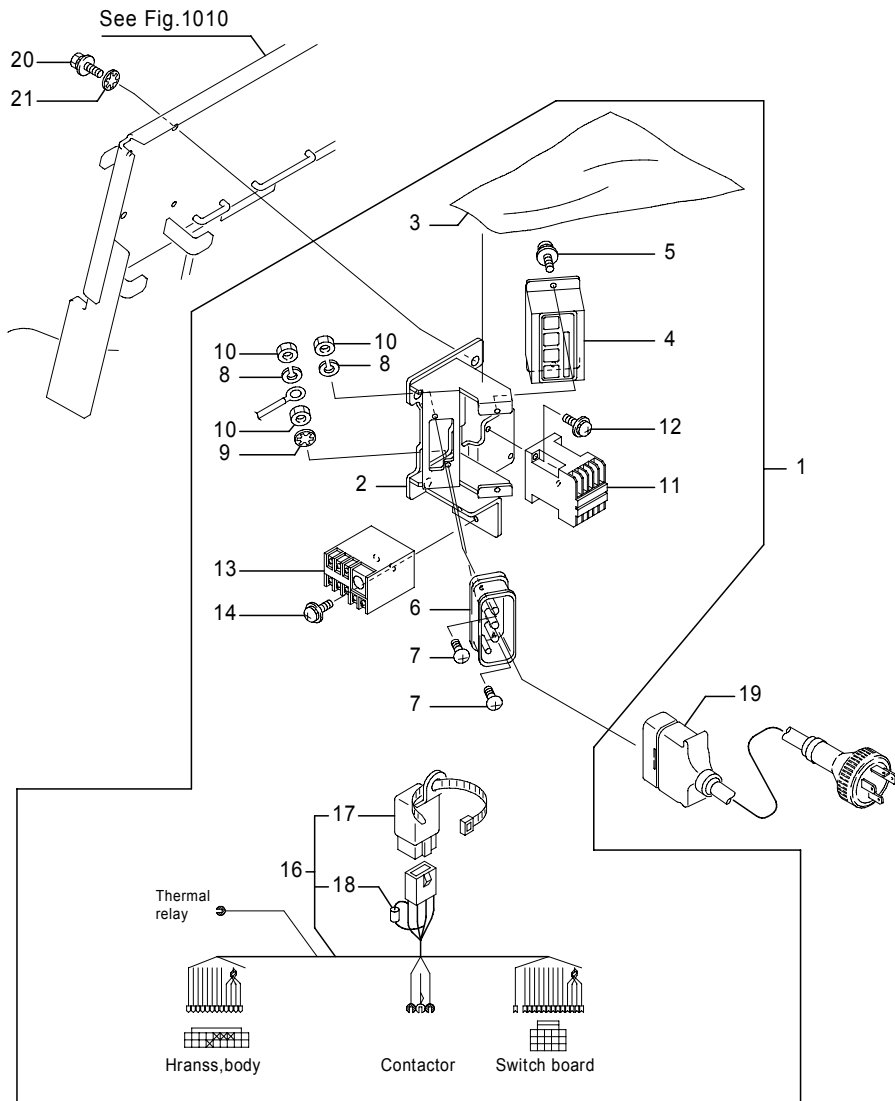


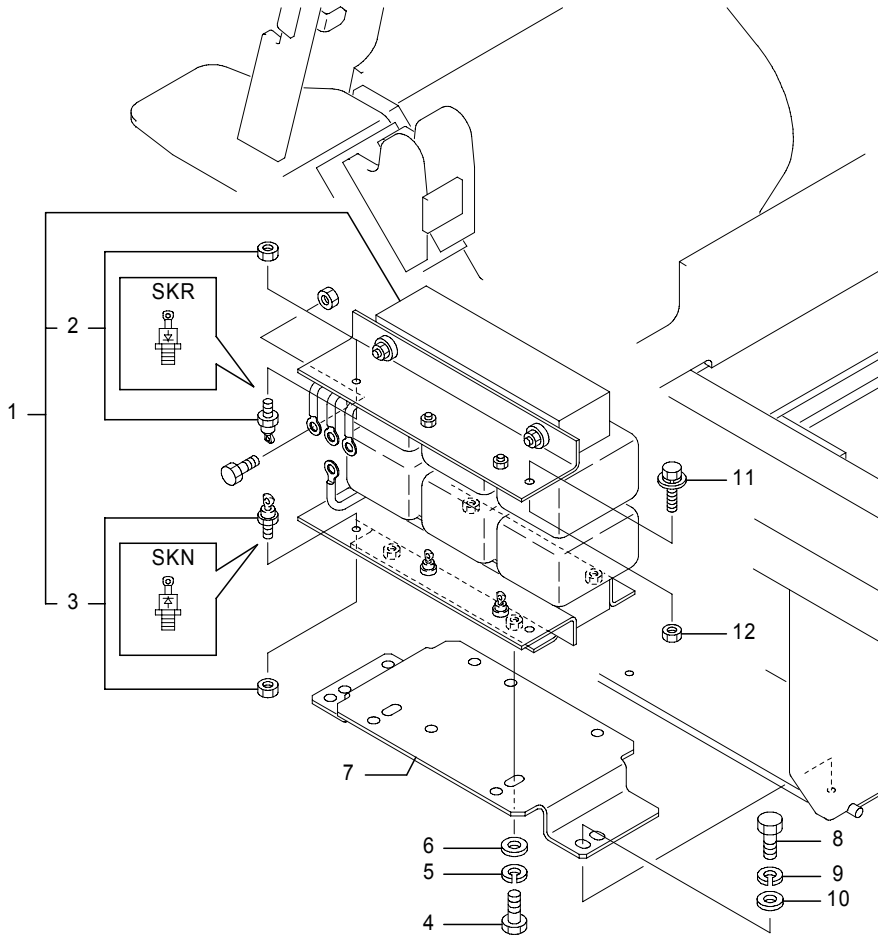
Fig.4810E CHARGER(BC) 1  
 [CAN/OIS],Opt,400V,20P-28P(241AC6266-),30P(251AC0881-)

(A)=FB20P (D)=FB30P  
 (B)=FB25P (E)=  
 (C)=FB28P (F)=

No.	Parts No.	Parts Name	(A)	(B)	(C)	(D)	(E)	(F)	i/a	Remarks
1	54001-33490	Panel ass'y, charger	1	1	1	1				*1, *2
	54001-33500	Panel ass'y, charger	1	1	1	1				*3, *4
2	54001-11220	Bracket, panel	1	1	1	1				
3	24200-63210	Cover	1	1	1	1				
4	70001-24720	Charger, switch	1	1	1	1				
5	0075-04010	Screw, w/washers	2	2	2	2				
6	37010-10900	Socket	1	1	1	1				RT5-316N/440V,15A
7	0070-04010	Screw, pan head	2	2	2	2				
8	0000-70004	Washer, lock	2	2	2	2				
9	0000-80004	Washer, tooth lock	1	1	1	1				
10	0000-00004	Nut	3	3	3	3				
11	35810-06230	Contactur	1	1	1	1				
12	0075-04016	Screw, w/washers	2	2	2	2				
13	70001-10200	Relay, thermal	1	1	1	1				*1, *2
	70001-10210	Relay, thermal	1	1	1	1				*3, *4
14	0075-04014	Screw, w/washers	2	2	2	2				
16	54001-33510	Harness, BC	1	1	1	1				[DC48V]
17	35820-02250	Relay	1	1	1	1				[1G6]
18	35010-01900	Diode	1	1	1	1				
19	24300-07180	Plug comp.	1	1	1	1				
20	0016-08020	Bolt, w/washers	3	3	3	3				
21	0000-80008	Washer, tooth lock	3	3	3	3				

Note : \*1: 5.2KVA,48V,330Ah/5HR \*2: 6.4/7.0KVA,48V,400-600Ah/5HR  
 \*3: 10.0KVA,48V,650-730Ah/5HR 4: 12.0KVA,72V,450-600Ah/5HR

Fig.4811A CHARGER(BC) 2  
AC200V



	FB20P	FB25P	FB28P	FB30P	Remarks
	Battery capacity				
T2224-2200,6.4KVA,48V	Std(485Ah) Opt(545-600Ah)				*1
T2224-2201,6.4KVA,48V					*2
T2224-2202,6.4KVA,48V					*3
T3224-3200,7.0KVA,48V					*4
T3224-3201,7.0KVA,48V					*5
T4224-0100,10.0KVA,48V	Opt(650-730Ah)				*6
T3324-1100,12.0KVA,72V			Std(450Ah)/Opt(485-600Ah)		*7

485-2837-03A  
(485-2837)

Fig.4811A CHARGER(BC) 2  
AC200V

(A)=FB20P (D)=FB30P  
(B)=FB25P (E)=  
(C)=FB28P (F)=

No.	Parts No.	Parts Name	(A)	(B)	(C)	(D)	(E)	(F)	i/a	Remarks
1	70000-23580	Transformer	1							T2224-2200(6.4KVA),*1
	70000-23670	Transformer	1							T2224-2201(6.4KVA),*2
1-1	70000-23671 (A=241AC****-)	Transformer	1							T2224-2201(6.4KVA),*2
1	70000-23680	Transformer	1							T2224-2202(6.4KVA),*3
1-1	70000-23681 (A=241AC5179-)	Transformer	1							T2224-2202(6.4KVA),*3
1	70000-23590	Transformer	1	1	1					T3224-3200(7.0KVA),*4
	70000-23690	Transformer	1	1	1					T3224-3201(7.0KVA),*5
	70000-23600	Transformer	1	1	1					T4224-0100(10.0KVA),*6
	70000-23610	Transformer				1				T3324-1100(12.0KVA),*7
	70001-22470 (D=251AC0753-)	Transformer				1				T3324-1101(12.0KVA),*7
2	35010-02080	Diode	3							SKR70/04,*1
	35010-01810	Diode	3							SKR71/02,*1,*3
	35010-01930	Diode	3	3	3					SKR130/02,*4,*5,*6
	35010-02020	Diode				3				SKR130/04,*7
3	35010-02090	Diode	3							SKN70/04,*1
	35010-01820	Diode	3							SKN71/02,*1,*3
	35010-01680	Diode	3	3	3					SKN130/02,*4,*5,*6
	35010-02010	Diode				3				SKN130/04,*7
4	0020-10025	Bolt	4	4	4	4				
5	0000-70010	Washer, lock	4	4	4	4				
6	0000-72010	Washer, plain	4	4	4	4				
7	50001-23080	Bracket, transformer	1	1	1	1				
8	0020-10016	Bolt	3	3	3	3				
8-1	0020-10020 (A=241AC1938-)(B=241AC1938-)(C=241AC1938-)(D=251AC0190-)	Bolt	3	3	3	3				
9	0000-70010	Washer, lock	3	3	3	3				
10	0000-72010	Washer, plain	3	3	3	3				
11	0016-08025 (A=241AC6748-)(B=241AC6748-)(C=241AC6748-)(D=251AC0988-)	Bolt, w/washers	2	2	2	2				
12	0000-00008 (A=241AC6748-)(B=241AC6748-)(C=241AC6748-)(D=251AC0988-)	Nut	2	2	2	2				

Note :

Fig.4811B CHARGER(BC) 2  
Opt,400V

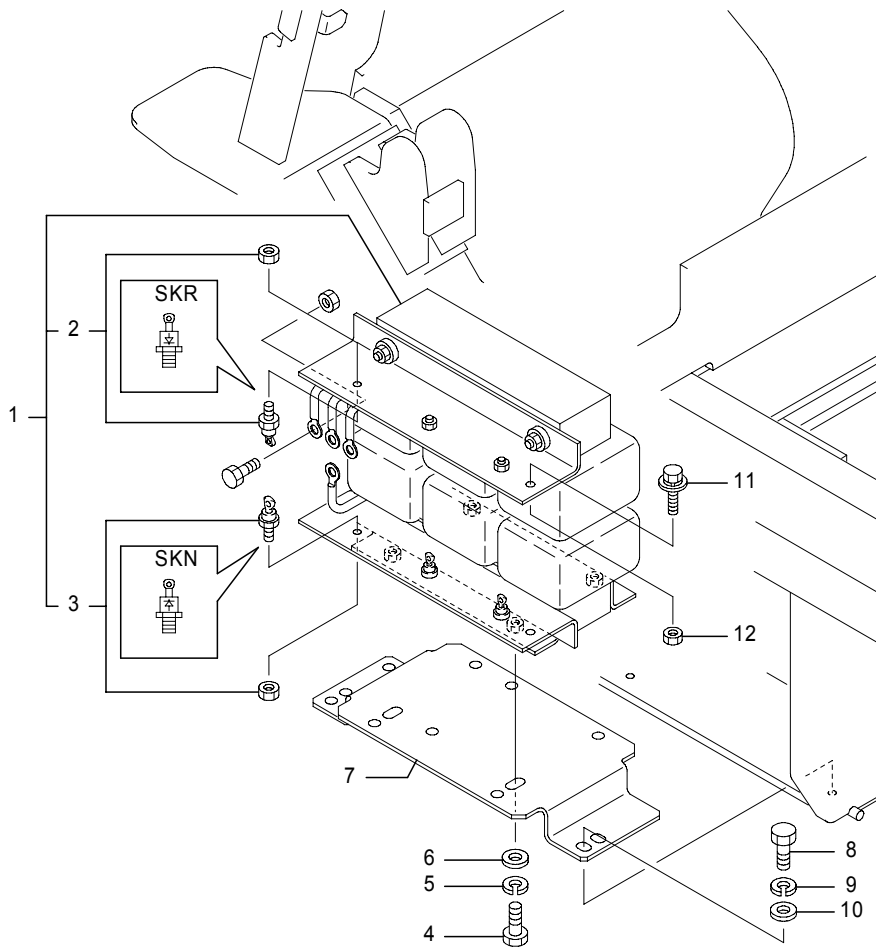


Fig.4811B CHARGER(BC) 2  
Opt,400V

(A)=FB20P (D)=FB30P  
(B)=FB25P (E)=  
(C)=FB28P (F)=

No.	Parts No.	Parts Name	(A)	(B)	(C)	(D)	(E)	(F)	i/a	Remarks
1	70000-23630	Transformer	1							T2244-1100(6.4KVA),*1
	70000-23640	Transformer	1	1	1					T3244-2100(7.0KVA),*2
	70000-23650	Transformer	1	1	1					T4244-0100(10.0KVA),*3
	70000-23660	Transformer				1				T3344-1100(12.0KVA),*4
2	35010-02080	Diode	3							SKR70/04,*1
	35010-01810	Diode	3							SKR71/02,*1
	35010-01930	Diode	3	3	3					SKR130/02,*2,*3
	35010-02020	Diode				3				SKR130/04,*4
3	35010-02090	Diode	3							SKN70/04,*1
	35010-01820	Diode	3							SKN71/02,*1
	35010-01680	Diode	3	3	3					SKN130/02,*2,*3
	35010-02010	Diode				3				SKN130/04,*4
4	0020-10025	Bolt	4	4	4	4				
5	0000-70010	Washer, lock	4	4	4	4				
6	0000-72010	Washer, plain	4	4	4	4				
7	50001-23080	Bracket, transformer	1	1	1	1				
8	0020-10016	Bolt	3	3	3	3				
8-1	0020-10020	Bolt	3	3	3	3				(A=241AC1938-)(B=241AC1938-)(C=241AC1938-)(D=251AC0190-)
9	0000-70010	Washer, lock	3	3	3	3				
10	0000-72010	Washer, plain	3	3	3	3				
11	0016-08025	Bolt, w/washers	2	2	2	2				(A=241AC6748-)(B=241AC6748-)(C=241AC6748-)(D=251AC0988-)
12	0000-00008	Nut	2	2	2	2				(A=241AC6748-)(B=241AC6748-)(C=241AC6748-)(D=251AC0988-)

	FB20P	FB25P	FB28P	FB30P	Remarks
	Battery capacity				
T2244-1100,6.4KVA,48V	400-485Ah				*1
T3244-2100,7.0KVA,48V		545-600Ah			*2
T4244-0100,10.0KVA,48V		650-730Ah			*3
T3344-1100,12.0KVA,72V				450-600Ah	*4

Note :

Fig.4823A DISPLAY PANEL

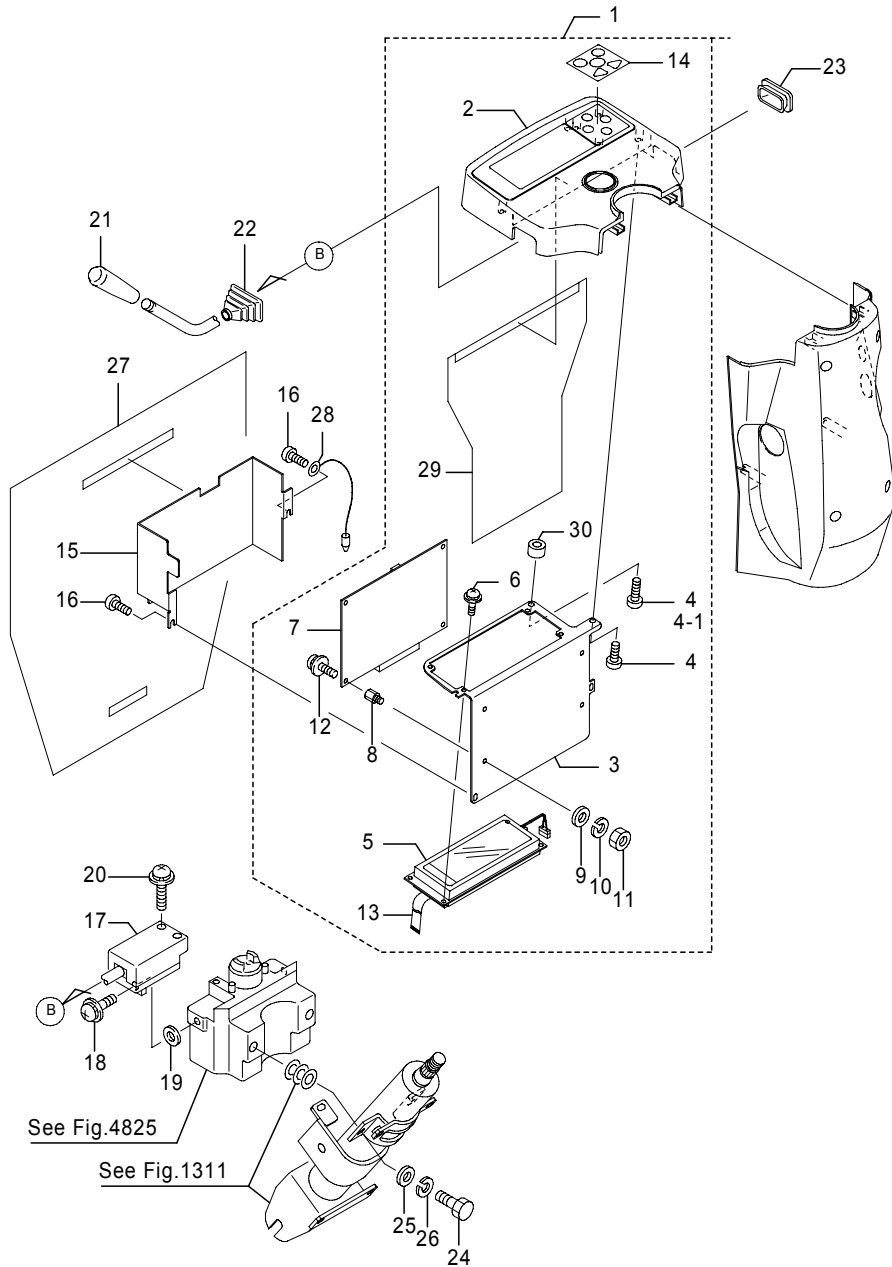


Fig.4823A DISPLAY PANEL

(A)=FB20P (D)=FB30P  
 (B)=FB25P (E)=  
 (C)=FB28P (F)=

No.	Parts No.	Parts Name	(A)	(B)	(C)	(D)	(E)	(F)	i/a	Remarks
1	50001-10481	Panel comp., display(1)	1	1	1	1				
1-1	50001-10482	Panel comp., display(1) (A=241AC1911-)(B=241AC1911-)(C=241AC1911-)(D=251AC0188-)	1	1	1	1			↑	
1-2	50001-10483	Panel comp., display(1) (A=241AC2579-)(B=241AC2579-)(C=241AC2579-)(D=251AC0269-)	1	1	1	1			↑	
1-3	50001-10484	Panel comp., display(1) (A=241AC3010-)(B=241AC3010-)(C=241AC3010-)(D=251AC0313-)	1	1	1	1			↑	
1-4	50001-10485	Panel comp., display(1) (A=241AC3466-)(B=241AC3466-)(C=241AC3466-)(D=251AC0369-)	1	1	1	1			↑	
1-5	54000-81850	Panel comp., display(1) (A=241AC4095-)(B=241AC4095-)(C=241AC4095-)(D=251AC0480-)	1	1	1	1			×	
1-3	54000-66890	Panel comp., display(1) (A=241AC3010-)(B=241AC3010-)(C=241AC3010-)(D=251AC0313-)	1	1	1	1			↑	CS/FCS,RP/DRP
1-4	54000-66891	Panel comp., display(1) (A=241AC3466-)(B=241AC3466-)(C=241AC3466-)(D=251AC0369-)	1	1	1	1			↑	CS/FCS,RP/DRP
1-5	54000-81870	Panel comp., display(1) (A=241AC4095-)(B=241AC4095-)(C=241AC4095-)(D=251AC0480-)	1	1	1	1			×	CS/FCS,RP/DRP
1-6	54000-81871	Panel comp., display(1) (A=241AC4359-)(B=241AC4359-)(C=241AC4359-)(D=251AC0519-)	1	1	1	1			↑	CS/FCS,RP/DRP
1	54000-81460	Panel comp., display(1) (A=241AC3466-)(B=241AC3466-)(C=241AC3466-)(D=251AC0369-)	1	1	1	1				Std-SC
2	50001-10490	Panel, display(1)	1	1	1	1				
2-1	50001-10491	Panel, display(1) (A=241AC6732-)(B=241AC6732-)(C=241AC6732-)(D=251AC0985-)	1	1	1	1			↑	
3	50001-10511	Support, display	1	1	1	1				
3-1	50001-10512	Support, display (A=241AC1911-)(B=241AC1911-)(C=241AC1911-)(D=251AC0188-)	1	1	1	1			↑	
3-2	50001-10513	Support, display (A=241AC4720-)(B=241AC4720-)(C=241AC4720-)(D=251AC0607-)	1	1	1	1			↑	
4	31010-46250	Screw, tapping	3	3	3	3				
5	54000-16070	Display	1	1	1	1				
6	0075-03006	Screw, w/washers	4	4	4	4				
7	54000-15781	Board comp., display	1	1	1	1				SHIMOHIRA
7-1	54000-15782	Board comp., display (A=241AC1948-)(B=241AC1948-)(C=241AC1948-)(D=251AC0190-)	1	1	1	1			↑	SHIMOHIRA

Note : Illustration : Flasher lever is LH & Directional lever is RH.

Fig.4823A DISPLAY PANEL

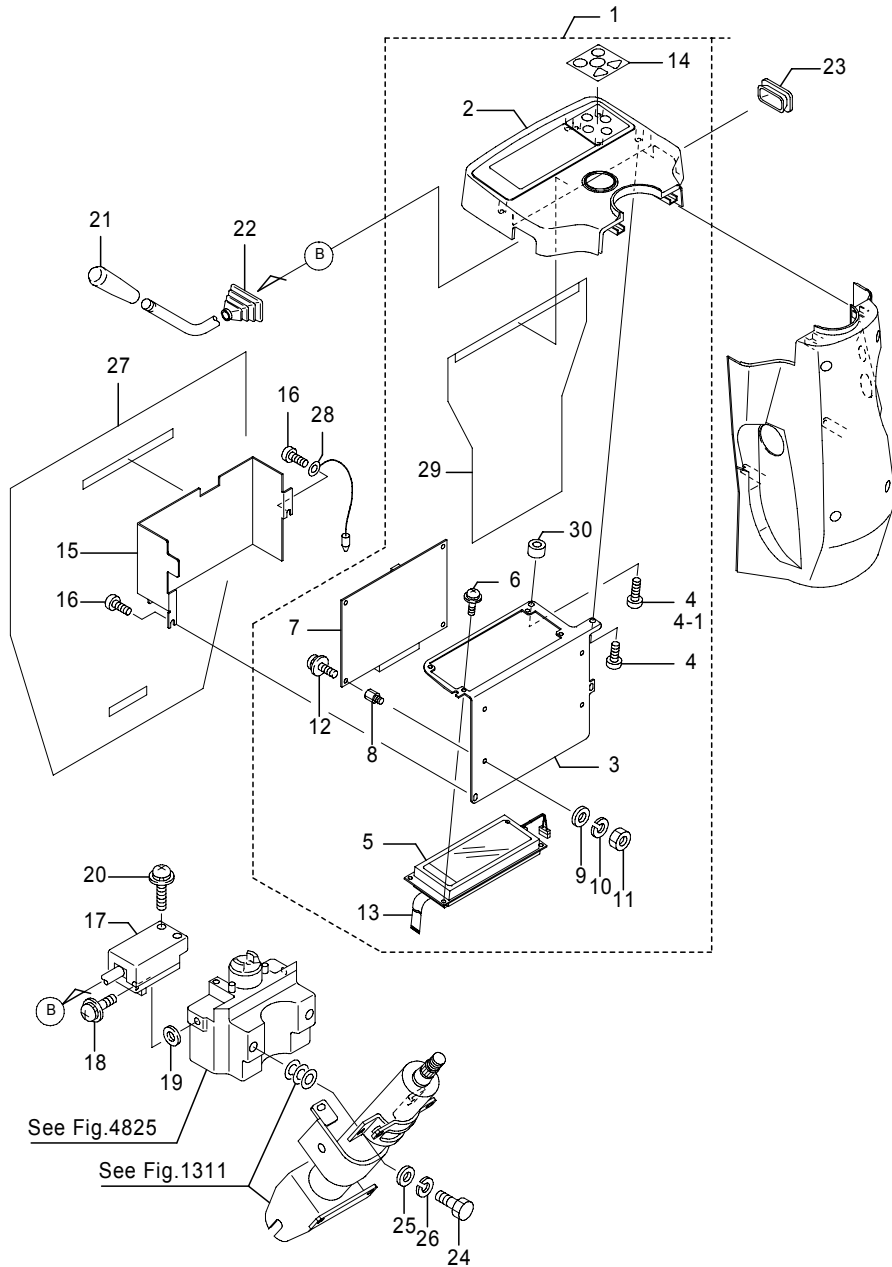


Fig.4823A DISPLAY PANEL

(A)=FB20P (D)=FB30P  
 (B)=FB25P (E)=  
 (C)=FB28P (F)=

No.	Parts No.	Parts Name	(A)	(B)	(C)	(D)	(E)	(F)	i/a	Remarks
7-2	54000-15783	Board comp., display (A=241AC2817-)(B=241AC2817-)(C=241AC2817-)(D=251AC0291-)	1	1	1	1			↑	SHIMOHIRA
7-3	54000-15784	Board comp., display (A=241AC3258-)(B=241AC3258-)(C=241AC3258-)(D=251AC0339-)	1	1	1	1			↑	SHIMOHIRA
7-4	54000-15785	Board comp., display (A=241AC3466-)(B=241AC3466-)(C=241AC3466-)(D=251AC0369-)	1	1	1	1			↑	SHIMOHIRA
7-5	54000-15786	Board comp., display (A=241AC3598-)(B=241AC3598-)(C=241AC3598-)(D=251AC0388-)	1	1	1	1			↑	SHIMOHIRA
7	54000-73040	Board comp., display	1	1	1	1				SANKO
7-1	54000-73041	Board comp., display (A=241AC3258-)(B=241AC3258-)(C=241AC3258-)(D=251AC0339-)	1	1	1	1			↑	SANKO
7-2	54000-73042	Board comp., display (A=241AC3466-)(B=241AC3466-)(C=241AC3466-)(D=251AC0369-)	1	1	1	1			↑	SANKO
7-3	54000-73043	Board comp., display (A=241AC3598-)(B=241AC3598-)(C=241AC3598-)(D=251AC0388-)	1	1	1	1			↑	SANKO
7-4	54000-73044	Board comp., display (A=241AC4922-)(B=241AC4922-)(C=241AC4922-)(D=251AC0639-)	1	1	1	1			↑	SANKO
7	54000-81030	Board comp., display (A=241AC3466-)(B=241AC3466-)(C=241AC3466-)(D=251AC0369-)	1	1	1	1				SHIMOHIRA,SC/CS/FCS/RP/DRP
7-1	54000-81031	Board comp., display (A=241AC3598-)(B=241AC3598-)(C=241AC3598-)(D=251AC0388-)	1	1	1	1			↑	SHIMOHIRA,SC/CS/FCS/RP/DRP
7-2	54000-81032	Board comp., display (A=241AC4359-)(B=241AC4359-)(C=241AC4359-)(D=251AC0519-)	1	1	1	1			↑	SHIMOHIRA,SC/CS/FCS/RP/DRP
7	54000-81100	Board comp., display (A=241AC3466-)(B=241AC3466-)(C=241AC3466-)(D=251AC0369-)	1	1	1	1				SANKO,SC/CS/FCS/RP/DRP
7-1	54000-81101	Board comp., display (A=241AC3598-)(B=241AC3598-)(C=241AC3598-)(D=251AC0388-)	1	1	1	1			↑	SANKO,SC/CS/FCS/RP/DRP
7-2	54000-81102	Board comp., display (A=241AC4359-)(B=241AC4359-)(C=241AC4359-)(D=251AC0519-)	1	1	1	1			↑	SANKO,SC/CS/FCS/RP/DRP
7-3	54000-81103	Board comp., display (A=241AC4922-)(B=241AC4922-)(C=241AC4922-)(D=251AC0639-)	1	1	1	1			↑	SANKO,SC/CS/FCS/RP/DRP
7	54000-81400	Board comp., display (A=241AC3466-)(B=241AC3466-)(C=241AC3466-)(D=251AC0369-)	1	1	1	1				SHIMOHIRA,VE
	54000-81410	Board comp., display (A=241AC3466-)(B=241AC3466-)(C=241AC3466-)(D=251AC0369-)	1	1	1	1				SHIMOHIRA,VE,SC/CS/FCS/RP/DRP

Note : Illustration : Flasher lever is LH & Directional lever is RH.



Fig.4823A DISPLAY PANEL

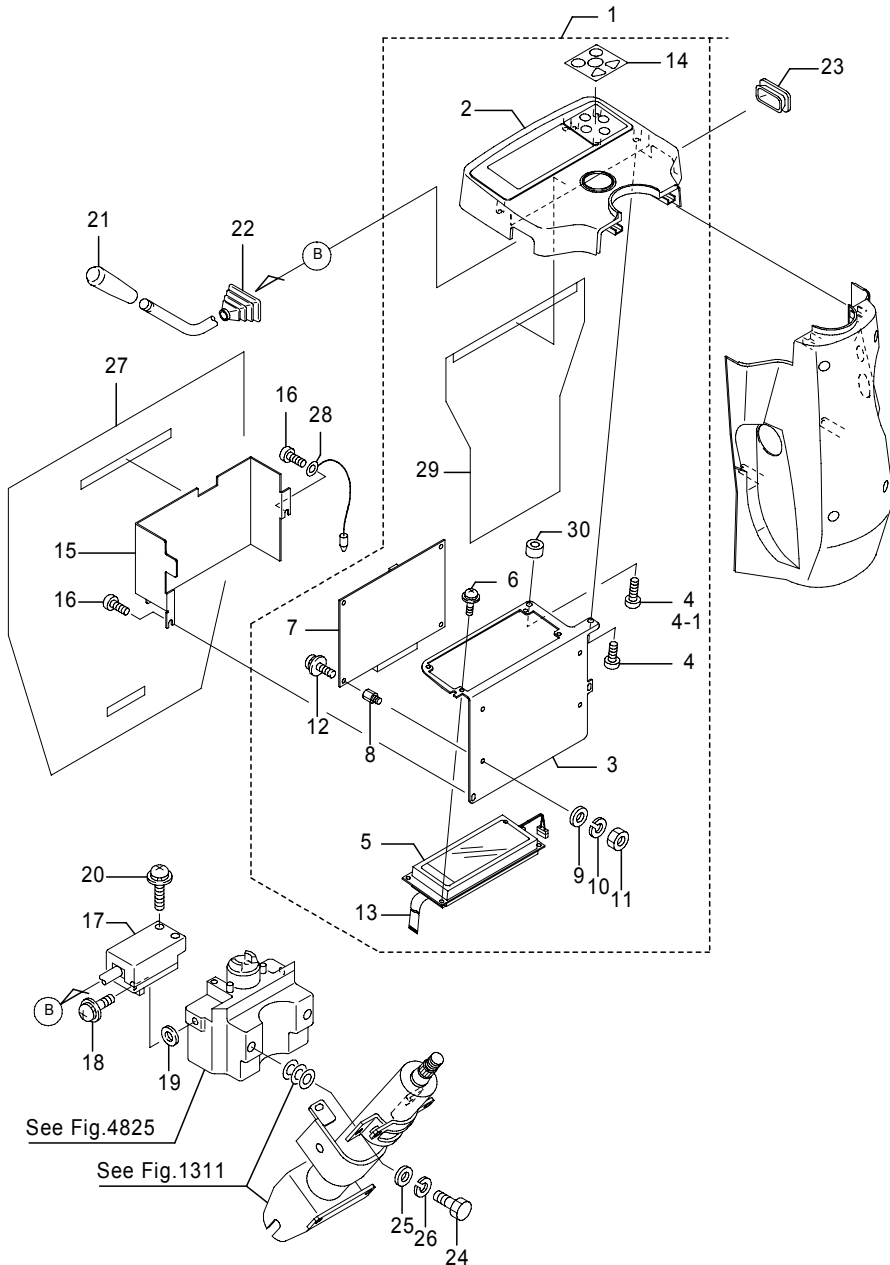


Fig.4823A DISPLAY PANEL

(A)=FB20P (D)=FB30P  
 (B)=FB25P (E)=  
 (C)=FB28P (F)=

No.	Parts No.	Parts Name	(A)	(B)	(C)	(D)	(E)	(F)	i/a	Remarks
7-1	54000-81411	Board comp., display (A=241AC4359-)(B=241AC4359-)(C=241AC4359-)(D=251AC0519-)	1	1	1	1			↑	SHIMOHIRA,VE,SC/CS/FCS/RP/DRP
7	54000-81420	Board comp., display (A=241AC3466-)(B=241AC3466-)(C=241AC3466-)(D=251AC0369-)	1	1	1	1				SANKO,VE
7-1	54000-81421	Board comp., display (A=241AC4922-)(B=241AC4922-)(C=241AC4922-)(D=251AC0639-)	1	1	1	1				SANKO,VE
7	54000-81430	Board comp., display (A=241AC3466-)(B=241AC3466-)(C=241AC3466-)(D=251AC0369-)	1	1	1	1				SANKO,VE,SC/CS/FCS/RP/DRP
7-1	54000-81431	Board comp., display (A=241AC4359-)(B=241AC4359-)(C=241AC4359-)(D=251AC0519-)	1	1	1	1			↑	SANKO,VE,SC/CS/FCS/RP/DRP
7-2	54000-81432	Board comp., display (A=241AC4922-)(B=241AC4922-)(C=241AC4922-)(D=251AC0639-)	1	1	1	1			↓	SANKO,VE,SC/CS/FCS/RP/DRP
8	70000-03690	Spacer	4	4	4	4				
8-1	32390-10560	Spacer (A=241AC3010-)(B=241AC3010-)(C=241AC3010-)(D=251AC0313-)	4	4	4	4			↓	
8-2	38090-00300	Spacer (A=241AC4720-)(B=241AC4720-)(C=241AC4720-)(D=251AC0607-)	4	4	4	4			×	
9	0000-72004	Washer, plain (A=-241AC4719)(B=-241AC4719)(C=-241AC4719)(D=-251AC0606)	4	4	4	4				
10	0000-70004	Washer, lock (A=-241AC4719)(B=-241AC4719)(C=-241AC4719)(D=-251AC0606)	4	4	4	4				
11	0000-00004	Nut (A=-241AC4719)(B=-241AC4719)(C=-241AC4719)(D=-251AC0606)	4	4	4	4				
12	0075-04005	Screw, w/washers (A=-241AC4719)(B=-241AC4719)(C=-241AC4719)(D=-251AC0606)	4	4	4	4				
13	54000-13341	Harness comp., display	1	1	1	1				
13-1	54000-29990	Harness comp., display (A=241AC1911-)(B=241AC1911-)(C=241AC1911-)(D=251AC0188-)	1	1	1	1			↑	
14	54000-12190	Sheet, switch	1	1	1	1				
15	50001-10540	Cover, printed	1	1	1	1				
15-1	50001-10541	Cover, printed (A=241AC1911-)(B=241AC1911-)(C=241AC1911-)(D=251AC0188-)	1	1	1	1			↓	
15-2	54000-59030	Cover, printed (A=241AC3010-)(B=241AC3010-)(C=241AC3010-)(D=251AC0313-)	1	1	1	1			↑	CS/FCS,RP/DRP

Note : Illustration : Flasher lever is LH & Directional lever is RH.

Fig.4823A DISPLAY PANEL

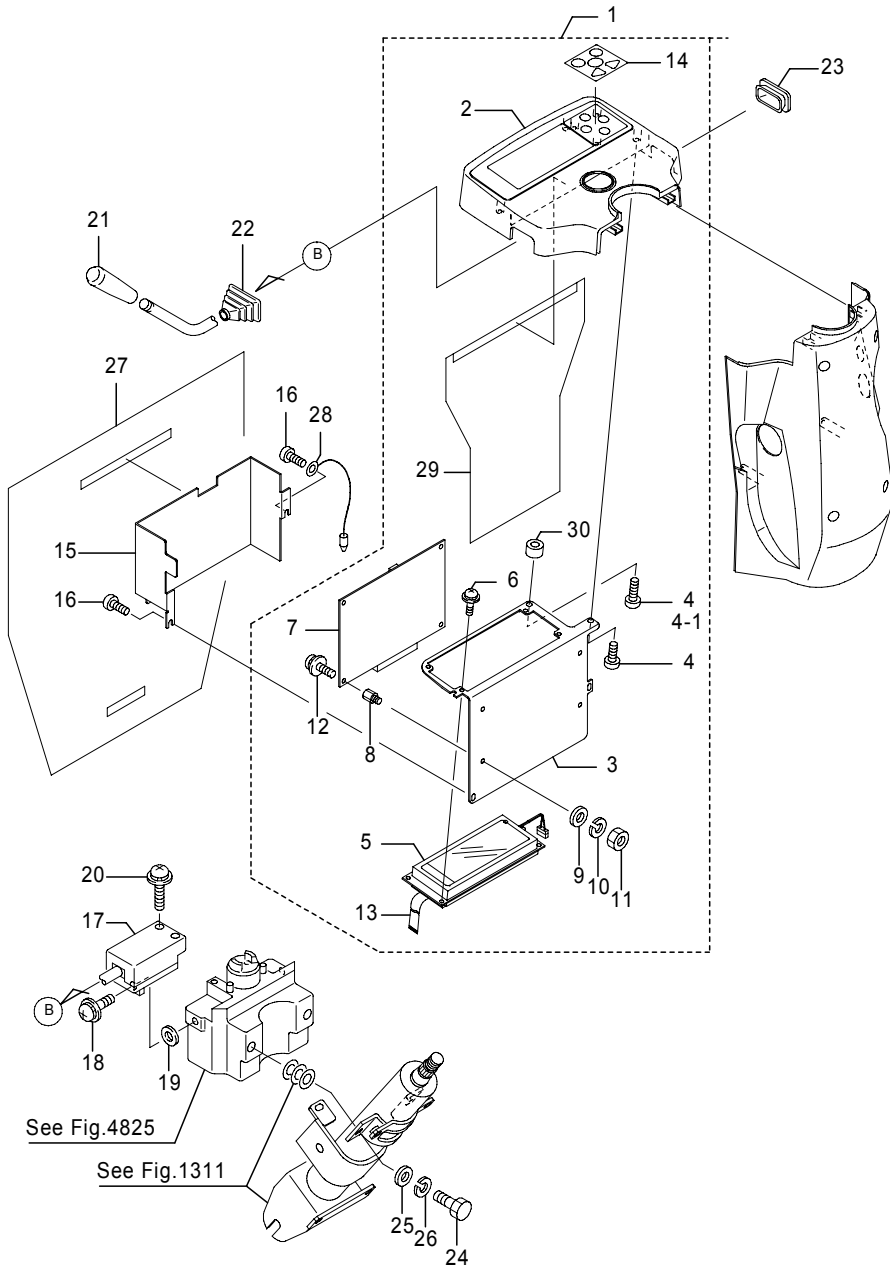


Fig.4823A DISPLAY PANEL

(A)=FB20P (D)=FB30P  
 (B)=FB25P (E)=  
 (C)=FB28P (F)=

No.	Parts No.	Parts Name	(A)	(B)	(C)	(D)	(E)	(F)	i/a	Remarks
17	24300-34440	Switch, flasher	1	1	1	1				
18	0075-05016	Screw, w/washers	1	1	1	1				
19	0000-72005	Washer, plain	1	1	1	1				
20	0075-05025	Screw, w/washers	1	1	1	1				
21	24300-33090	Knob, lever	1	1	1	1				
22	24300-20890	Cap(1)	1	1	1	1				
23	24300-20881	Cap(2)	1	1	1	1				
24	0010-08016	Bolt	2	2	2	2				
25	0000-72008	Washer, plain	2	2	2	2				
26	0000-70008	Washer, lock	2	2	2	2				
27	24300-43150	Cover, display(1)	1	1	1	1				CS/FCS,RP/DRP
27-1	24300-43151	Cover, display(1)	1	1	1	1				↑ CS/FCS,RP/DRP
		(A=241AC3010-)(B=241AC3010-)(C=241AC3010-)(D=251AC0313-)								
28	54000-34650	Harness, earth	1	1	1	1				
		(A=241AC2053-)(B=241AC2053-)(C=241AC2053-)(D=251AC0204-)								
29	54000-59020	Cover, display(2)	1	1	1	1				CS/FCS,RP/DRP
		(A=241AC3010-)(B=241AC3010-)(C=241AC3010-)(D=251AC0313-)								
30	70001-47940	Spacer	1	1	1	1				
		(A=241AC6732-)(B=241AC6732-)(C=241AC6732-)(D=251AC0985-)								

Note : Illustration : Flasher lever is LH & Directional lever is RH.

Fig.4823B DISPLAY PANEL  
[CAN TYPE]

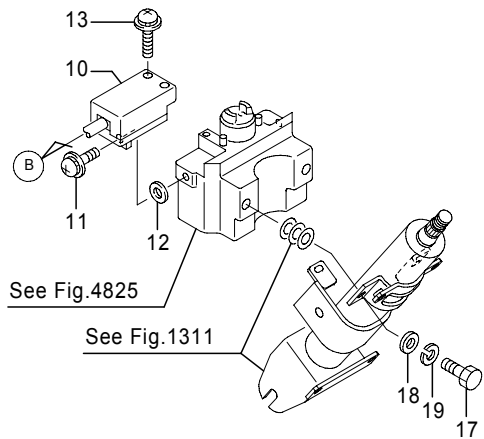
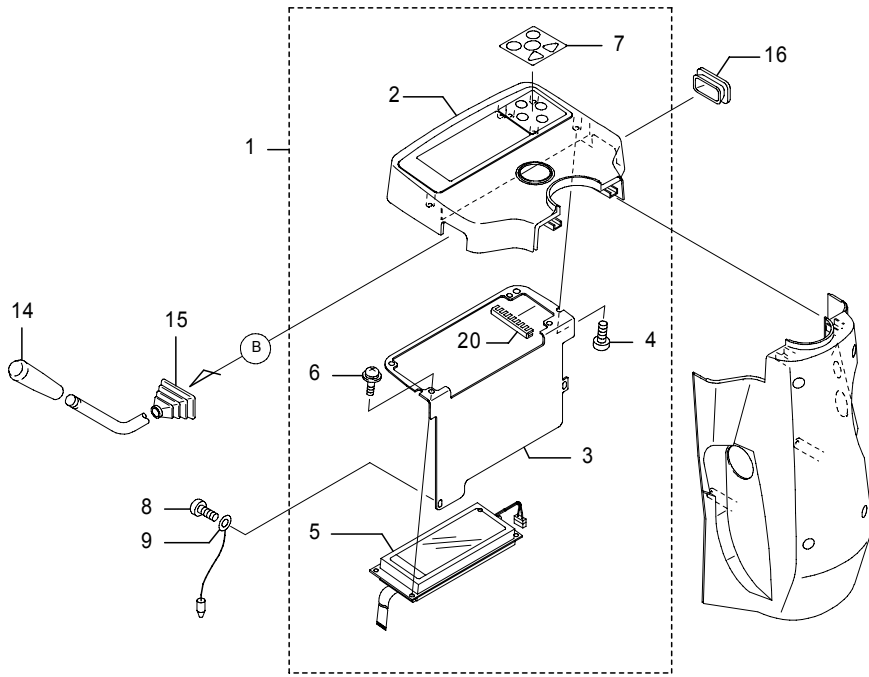


Fig.4823B DISPLAY PANEL  
[CAN TYPE]

(A)=FB20P (D)=FB30P  
(B)=FB25P (E)=  
(C)=FB28P (F)=

No.	Parts No.	Parts Name	(A)	(B)	(C)	(D)	(E)	(F)	i/a	Remarks
1	54000-96912	Panel comp., display(1)	1	1	1	1				
2	50001-10490	Panel, display(1)	1	1	1	1				
2-1	50001-10491	Panel, display(1)	1	1	1	1				↑
	(A=241AC6732-)(B=241AC6732-)(C=241AC6732-)(D=251AC0985-)									
3	50005-15781	Support, display	1	1	1	1				
4	31010-46250	Screw, pan head	3	3	3	3				
5	70000-90630	Display	1	1	1	1				
6	0075-04008	Screw, w/washers	4	4	4	4				
7	54000-12190	Sheet, switch	1	1	1	1				
8	31010-46910	Screw, pan head	2	2	2	2				
9	54000-34650	Harness, earth	1	1	1	1				
10	24300-34440	Switch, flasher	1	1	1	1				
11	0075-05016	Screw, w/washers	1	1	1	1				
12	0000-72005	Washer, plain	1	1	1	1				
13	0075-05025	Screw, w/washers	1	1	1	1				
14	24300-33090	Knob, lever	1	1	1	1				
15	24300-20890	Cap(1)	1	1	1	1				
16	24300-20881	Cap(2)	1	1	1	1				
17	0010-08016	Bolt	2	2	2	2				
18	0000-72008	Washer, plain	2	2	2	2				
19	0000-70008	Washer, lock	2	2	2	2				
20	37940-00250	Trim	1	1	1	1				
	(A=241AC7078-)(B=241AC7078-)(C=241AC7078-)(D=251AC1055-)									

Note : Illustration : Flasher lever is LH & Directional lever is RH.

Fig.4823C DISPLAY PANEL  
For MHI

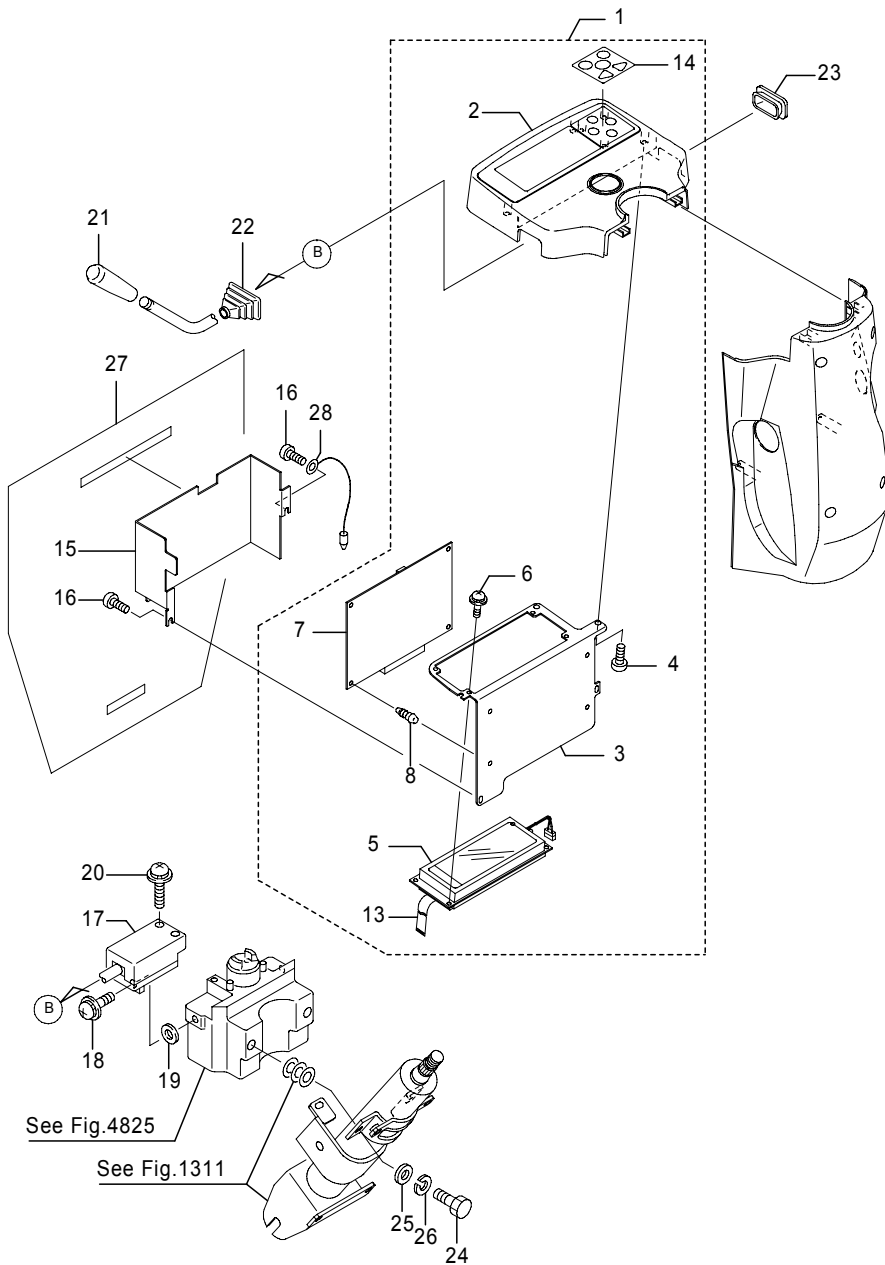


Fig.4823C DISPLAY PANEL  
For MHI

(A)=FB20P (D)=FB30P  
(B)=FB25P (E)=  
(C)=FB28P (F)=

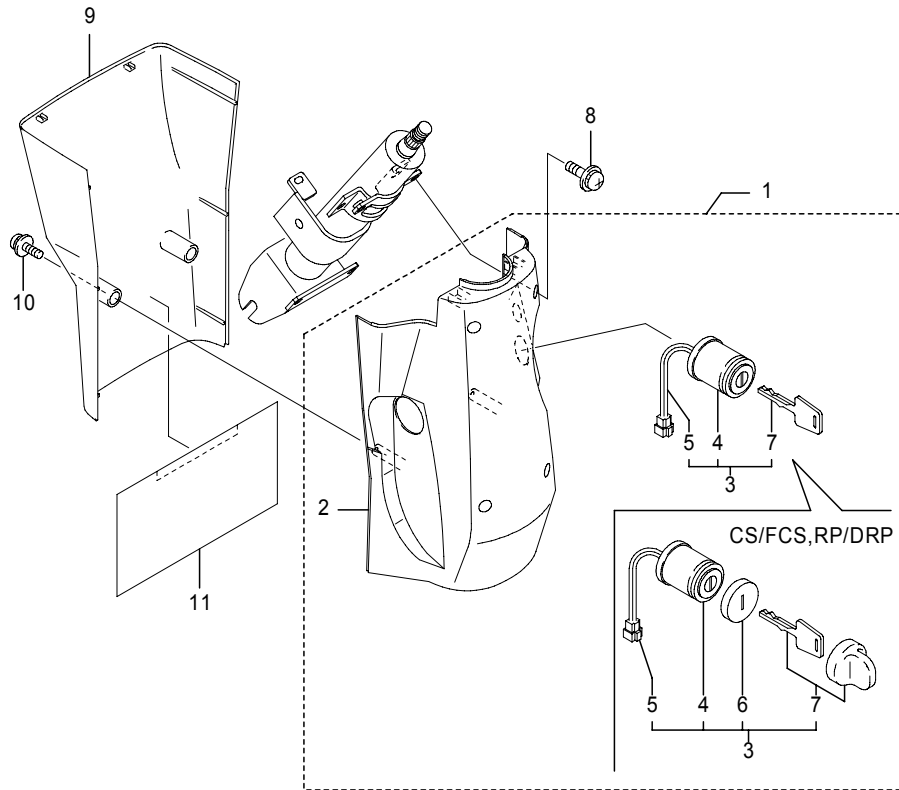
No.	Parts No.	Parts Name	(A)	(B)	(C)	(D)	(E)	(F)	i/a	Remarks
1	54000-81850	Panel comp., display(1)	1	1	1	1				BC
	54000-81861	Panel comp., display(1)	1	1	1	1				SC
2	50001-10490	Panel, display(1)	1	1	1	1				
3	50001-10513	Support, display	1	1	1	1				
4	31010-46250	Screw, tapping	3	3	3	3				
5	54000-16070	Display	1	1	1	1				
6	0075-03006	Screw, w/washers	4	4	4	4				
7	54000-81400	Board comp., display	1	1	1	1				SHIMOHIRA,BC
	54000-81411	Board comp., display	1	1	1	1				SHIMOHIRA,SC
	54000-81420	Board comp., display	1	1	1	1				SANKO,BC
	54000-81431	Board comp., display	1	1	1	1				SANKO,SC
8	38090-00300	Spacer	4	4	4	4				
13	54000-29990	Harness comp., display	1	1	1	1				
14	54000-12190	Sheet, switch	1	1	1	1				
15	50001-10541	Cover, printed	1	1	1	1				
16	31010-46910	Screw, tapping	2	2	2	2				
17	24300-34440	Switch, flasher	1	1	1	1				
	24300-44720	Switch, flasher	1	1	1	1				H18年車検仕様,Opt
18	0075-05016	Screw, w/washers	1	1	1	1				
19	0000-72005	Washer, plain	1	1	1	1				
20	0075-05025	Screw, w/washers	1	1	1	1				
21	24300-33090	Knob, lever	1	1	1	1				
22	24300-20890	Cap(1)	1	1	1	1				
23	24300-20881	Cap(2)	1	1	1	1				
24	0010-08016	Bolt	2	2	2	2				
25	0000-72008	Washer, plain	2	2	2	2				
26	0000-70008	Washer, lock	2	2	2	2				
27	24300-43151	Cover, display(1)	1	1	1	1				
28	54000-34650	Harness, earth	1	1	1	1				

Note : Illustration : Flasher lever is LH & Directional lever is RH.

Fig.4824A DISPLAY PANEL

Fig.4824A DISPLAY PANEL

(A)=FB20P (D)=FB30P  
 (B)=FB25P (E)=  
 (C)=FB28P (F)=



No.	Parts No.	Parts Name	(A)	(B)	(C)	(D)	(E)	(F)	i/a	Remarks
1	50001-10520	Panel comp., display(2)	1	1	1	1				
	50001-10530	Panel comp., display(2)	1	1	1	1				CS/FCS,RP/DRP
2	50001-10570	Panel, display(2)	1	1	1	1				
3	24800-64830	Switch comp., key	1	1	1	1				
	24800-70230	Switch comp., key	1	1	1	1				CS/FCS,RP/DRP
4	1999-83007	Key, switch	1	1	1	1				
5	24800-63591	Harness, key	1	1	1	1				
6	8661-90030	Cover, rubber	1	1	1	1				CS/FCS,RP/DRP
7	1999-83006	Key	1	1	1	1				
	24300-00740	Key comp.	1	1	1	1				CS/FCS,RP/DRP
8	0076-05010	Screw, w/washers	4	4	4	4				
9	24300-38513	Panel, display(3)	1	1	1	1				
10	0076-04010	Screw, w/washers	2	2	2	2				
10-1	0074-04010	Screw, pan head	2	2	2	2			↓	
	(A=241AC3010)-(B=241AC3010)-(C=241AC3010)-(D=251AC0313-)									
11	24300-43160	Cover, display(2)	1	1	1	1				CS/FCS,RP/DRP
	(A=241AC3009)(B=241AC3009)(C=241AC3009)(D=251AC0312)									

Note : Illustration : Flasher lever is LH & Directional lever is RH.

Fig.4824B DISPLAY PANEL  
[CAN TYPE]

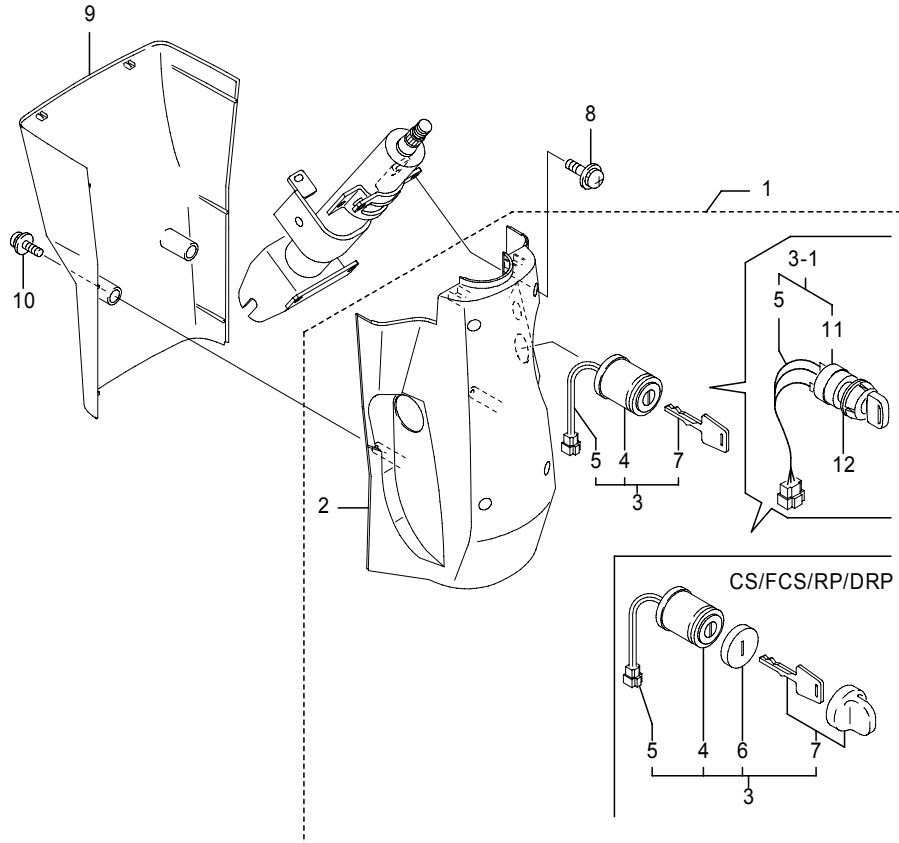


Fig.4824B DISPLAY PANEL  
[CAN TYPE]

(A)=FB20P (D)=FB30P  
(B)=FB25P (E)=  
(C)=FB28P (F)=

No.	Parts No.	Parts Name	(A)	(B)	(C)	(D)	(E)	(F)	i/a	Remarks
1	50001-10520	Panel comp., display(2)	1	1	1	1				
1-1	54001-44160	Panel comp., display(2) (A=241AC6266-)(B=241AC6266-)(C=241AC6266-)(D=251AC0881-)	1	1	1	1			↑	JPN
1-2	54001-44161	Panel comp., display(2) (A=241AC6573-)(B=241AC6573-)(C=241AC6573-)(D=251AC0950-)	1	1	1	1			↑	JPN,STD
	54001-60170	Panel comp., display(2) (A=241AC6573-)(B=241AC6573-)(C=241AC6573-)(D=251AC0950-)	1	1	1	1			↑	JPN,CS/FCS/RP/DRP
1-1	54001-44170	Panel comp., display(2) (A=241AC6266-)(B=241AC6266-)(C=241AC6266-)(D=251AC0881-)	1	1	1	1			↑	EXP
1-2	54001-44171	Panel comp., display(2) (A=241AC6573-)(B=241AC6573-)(C=241AC6573-)(D=251AC0950-)	1	1	1	1			↑	EXP,STD
	54001-60180	Panel comp., display(2) (A=241AC6573-)(B=241AC6573-)(C=241AC6573-)(D=251AC0950-)	1	1	1	1			↑	EXP,CS/FCS/RP/DRP
1-1	54001-44180	Panel comp., display(2) (A=241AC6266-)(B=241AC6266-)(C=241AC6266-)(D=251AC0881-)	1	1	1	1			↑	OEM
1-2	54001-44181	Panel comp., display(2) (A=241AC6573-)(B=241AC6573-)(C=241AC6573-)(D=251AC0950-)	1	1	1	1			↑	OEM,STD
	54001-60190	Panel comp., display(2) (A=241AC6573-)(B=241AC6573-)(C=241AC6573-)(D=251AC0950-)	1	1	1	1			↑	OEM,CS/FCS/RP/DRP
1	50001-10530	Panel comp., display(2) (A=-241AC6265)(B=-241AC6265)(C=-241AC6265)(D=-251AC0880)	1	1	1	1				CS/FCS/RP/DRP
2	50001-10570	Panel, display(2)	1	1	1	1				
3	24800-64830	Switch comp., key	1	1	1	1				
3-1	54001-44190	Switch ASS'Y., key (A=241AC6266-)(B=241AC6266-)(C=241AC6266-)(D=251AC0881-)	1	1	1	1				JPN
	54001-44200	Switch ASS'Y., key (A=241AC6266-)(B=241AC6266-)(C=241AC6266-)(D=251AC0881-)	1	1	1	1				EXP
	54001-44210	Switch ASS'Y., key (A=241AC6266-)(B=241AC6266-)(C=241AC6266-)(D=251AC0881-)	1	1	1	1				OEM
3	24800-70230	Switch comp., key (A=-241AC6265)(B=-241AC6265)(C=-241AC6265)(D=-251AC0880)	1	1	1	1				CS/FCS/RP/DRP
4	1999-83007	Key, switch	1	1	1	1				
5	24800-63591	Harness, key	1	1	1	1				
6	8661-90030	Cover, rubber	1	1	1	1				CS/FCS/RP/DRP

Note : Illustration : Flasher lever is LH & Directional lever is RH.

Fig.4824B DISPLAY PANEL  
[CAN TYPE]

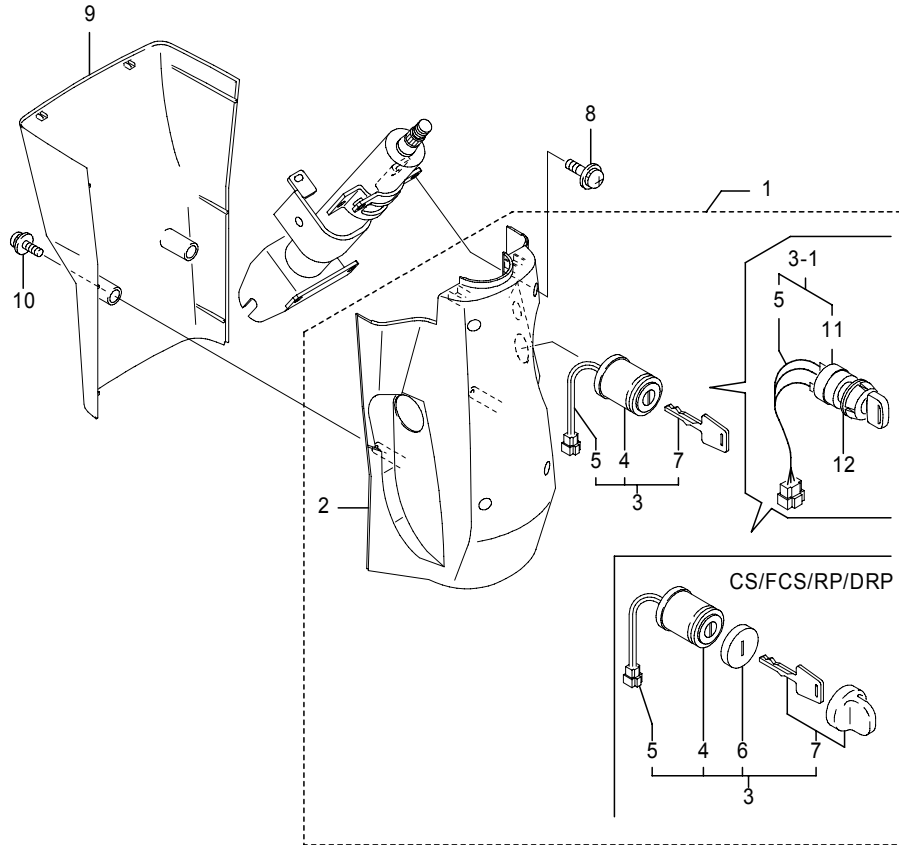


Fig.4824B DISPLAY PANEL  
[CAN TYPE]

(A)=FB20P (D)=FB30P  
(B)=FB25P (E)=  
(C)=FB28P (F)=

No.	Parts No.	Parts Name	(A)	(B)	(C)	(D)	(E)	(F)	i/a	Remarks
7	24300-00740	Key comp.	1	1	1	1				CS/FCS,RP/DRP
8	0076-05010	Screw, w/washers	4	4	4	4				
9	24300-38513	Panel, display(3)	1	1	1	1				
10	0074-04010	Screw, pan head	2	2	2	2				
11	70001-33600	Switch comp., key	1	1	1	1				JPN
		(A=241AC6573-)(B=241AC6573-)(C=241AC6573-)(D=251AC0950-)								
	70001-33650	Switch comp., key	1	1	1	1				EXP
		(A=241AC6573-)(B=241AC6573-)(C=241AC6573-)(D=251AC0950-)								
	70001-33680	Switch comp., key	1	1	1	1				OEM
		(A=241AC6573-)(B=241AC6573-)(C=241AC6573-)(D=251AC0950-)								
12	54001-60000	Washer	1	1	1	1				JPN
		(A=241AC6573-)(B=241AC6573-)(C=241AC6573-)(D=251AC0950-)								

Note : Illustration : Flasher lever is LH & Directional lever is RH.

Fig.4824C DISPLAY PANEL  
For MHI

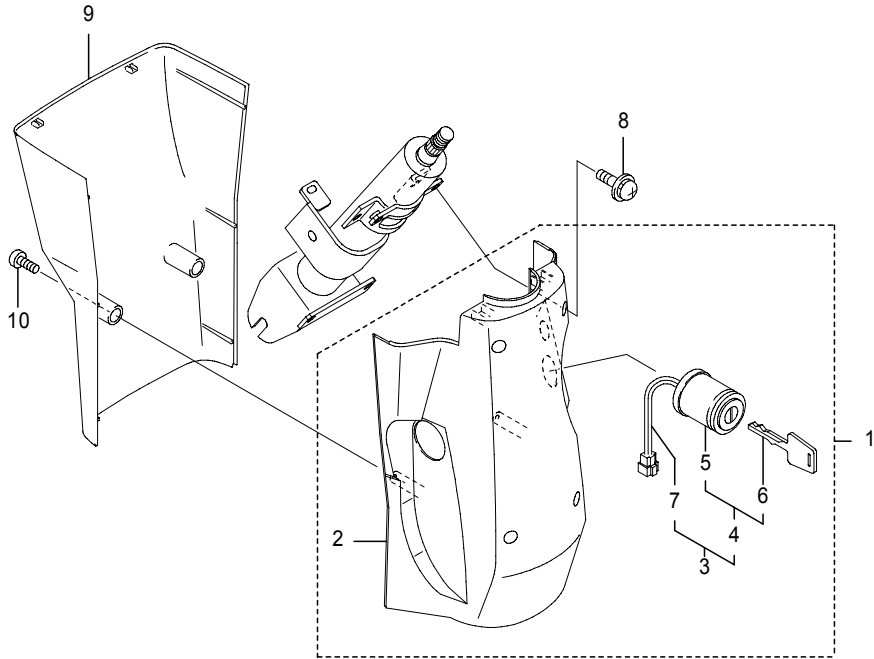


Fig.4824C DISPLAY PANEL  
For MHI

(A)=FB20P (D)=FB30P  
(B)=FB25P (E)=  
(C)=FB28P (F)=

No.	Parts No.	Parts Name	(A)	(B)	(C)	(D)	(E)	(F)	i/a	Remarks
1	54001-29360	Panel comp., display(2)	1	1	1	1				
2	50001-10570	Panel, display(2)	1	1	1	1				
3	54001-29370	Switch comp., key	1	1	1	1				
4	70001-27110	Switch comp.	1	1	1	1				
5	1999-83007	Key, switch	1	1	1	1				
6	70001-25670	Key	1	1	1	1				
7	24800-63591	Harness, key	1	1	1	1				
8	0076-05010	Screw, w/washers	4	4	4	4				
9	24300-38513	Panel, display(3)	1	1	1	1				
10	0074-04010	Screw, w/washers	2	2	2	2				

Note : Illustration : Flasher lever is LH & Directional lever is RH.



Fig.4825A DIRECTIONAL SWITCH

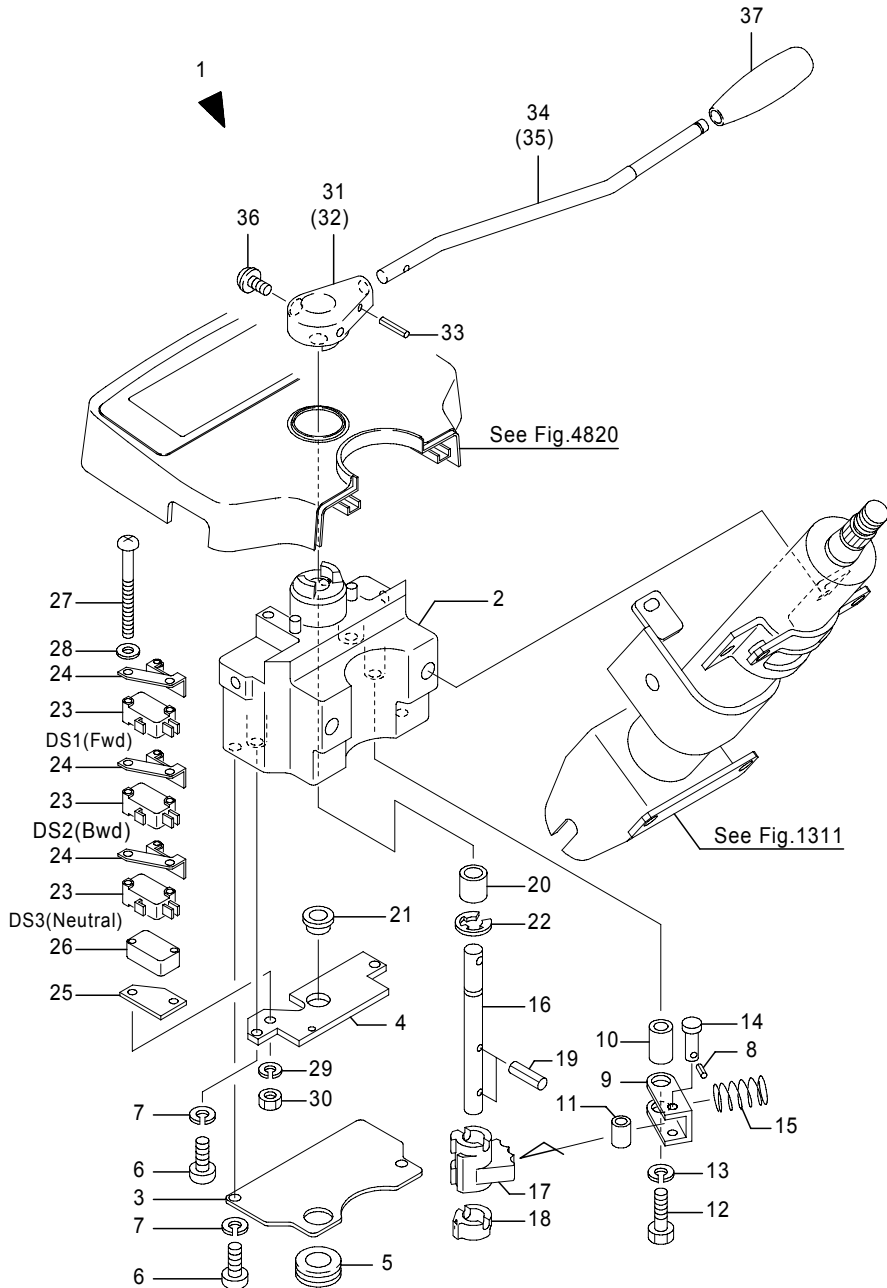


Fig.4825A DIRECTIONAL SWITCH

(A)=FB20P (D)=FB30P  
 (B)=FB25P (E)=  
 (C)=FB28P (F)=

No.	Parts No.	Parts Name	(A)	(B)	(C)	(D)	(E)	(F)	i/a	Remarks
1	24300-38120	Switch comp.,directional	1	1	1	1				RH lever
	24300-38130	Switch comp.,directional	1	1	1	1				LH lever,Opt
2	24300-19710	Case	1	1	1	1				
3	24300-19720	Cover, case	1	1	1	1				
4	24300-27360	Plate, switch	1	1	1	1				
5	32390-10160	Bushing, rubber	1	1	1	1				
6	0070-05010	Screw, pan head	4	4	4	4				
7	0000-70005	Washer, lock	4	4	4	4				
8	00001-00004	Pin, snap	1	1	1	1				
9	24300-19740	Arm	1	1	1	1				
10	24300-19750	Spacer	1	1	1	1				
11	24300-19760	Roller	1	1	1	1				
12	0010-06025	Bolt	1	1	1	1				
13	0000-70006	Washer, lock	1	1	1	1				
14	24300-22610	Pin, roller	1	1	1	1				
15	24300-44040	Spring	1	1	1	1				
16	24300-38140	Shaft	1	1	1	1				
17	24300-19790	Cam(A)	1	1	1	1				
18	24300-19800	Cam(B)	1	1	1	1				
19	0303-04020	Pin, spring	2	2	2	2				
20	31220-11290	Bushing	1	1	1	1				
21	31220-11360	Bushing	1	1	1	1				
22	0000-88009	Ring, snap	1	1	1	1				
23	35210-00690	Switch, micro	3	3	3	3				
24	1910-52013	Actuator	3	3	3	3				
25	24300-21210	Sheet, insulator	1	1	1	1				
26	8110-10010	Spacer	1	1	1	1				
27	0070-03050	Screw, pan head	2	2	2	2				
28	0000-72003	Washer, plain	1	1	1	1				
29	0000-70003	Washer, lock	1	1	1	1				
30	0000-00003	Nut	1	1	1	1				
31	24300-37981	Boss(R), lever	1	1	1	1				RH lever
32	24300-37991	Boss(L), lever	1	1	1	1				LH lever,Opt
33	0303-03020	Pin, spring	1	1	1	1				
34	24300-37962	Lever(R)	1	1	1	1				RH lever

Note : Illustration : Flasher lever is LH & Directional lever is RH.

Fig.4825A DIRECTIONAL SWITCH

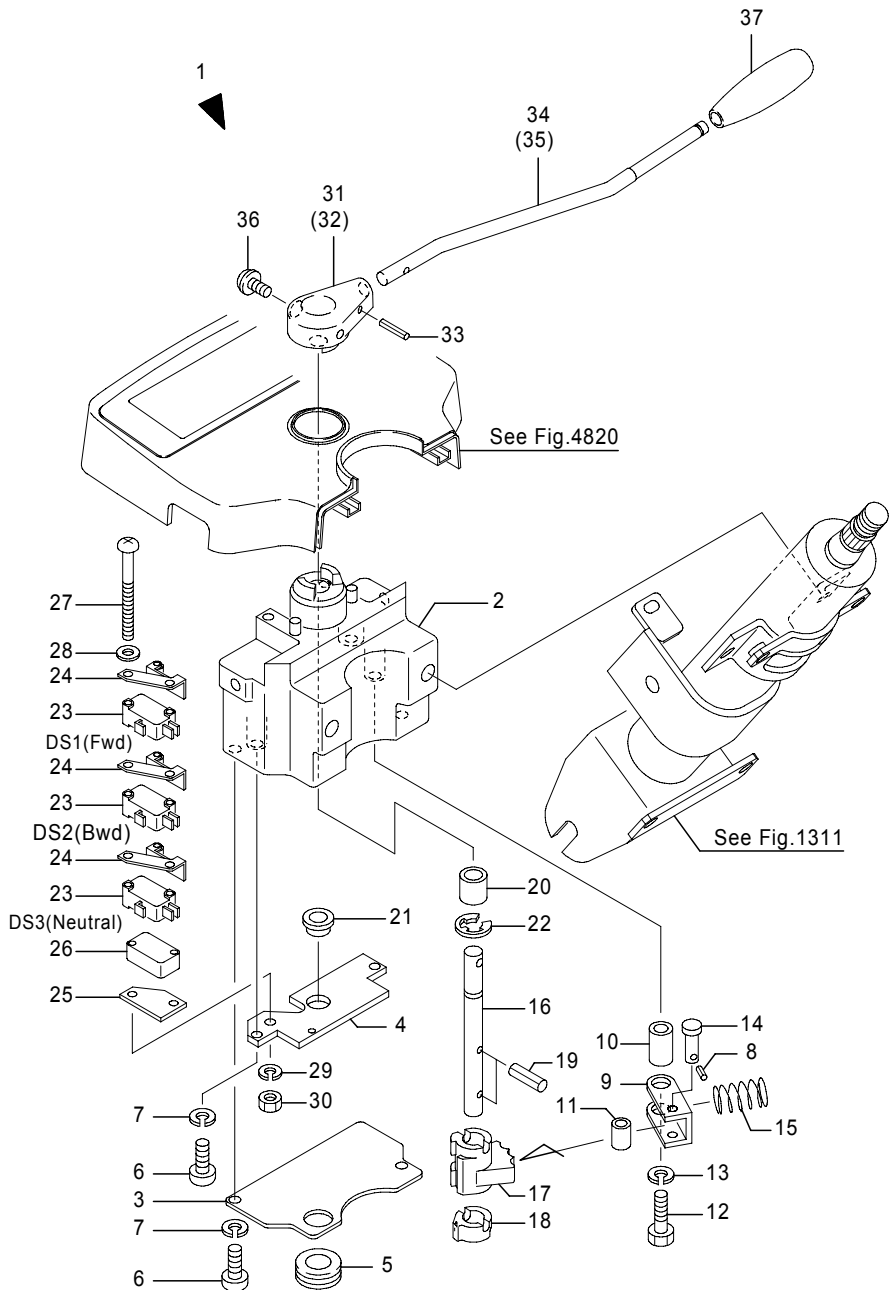


Fig.4825A DIRECTIONAL SWITCH

(A)=FB20P (D)=FB30P  
 (B)=FB25P (E)=  
 (C)=FB28P (F)=

No.	Parts No.	Parts Name	(A)	(B)	(C)	(D)	(E)	(F)	i/a	Remarks
35	24300-37972	Lever(L)	1	1	1	1				LH lever,Opt
36	0078-05020	Screw, pan head	1	1	1	1				
37	24300-38010	Knob, lever	1	1	1	1				

Note : Illustration : Flasher lever is LH & Directional lever is RH.

Fig.4825B DIRECTIONAL SWITCH  
 [CAN/OIS],FB20P-28P(241AC6266-),FB30P(251AC0881-)

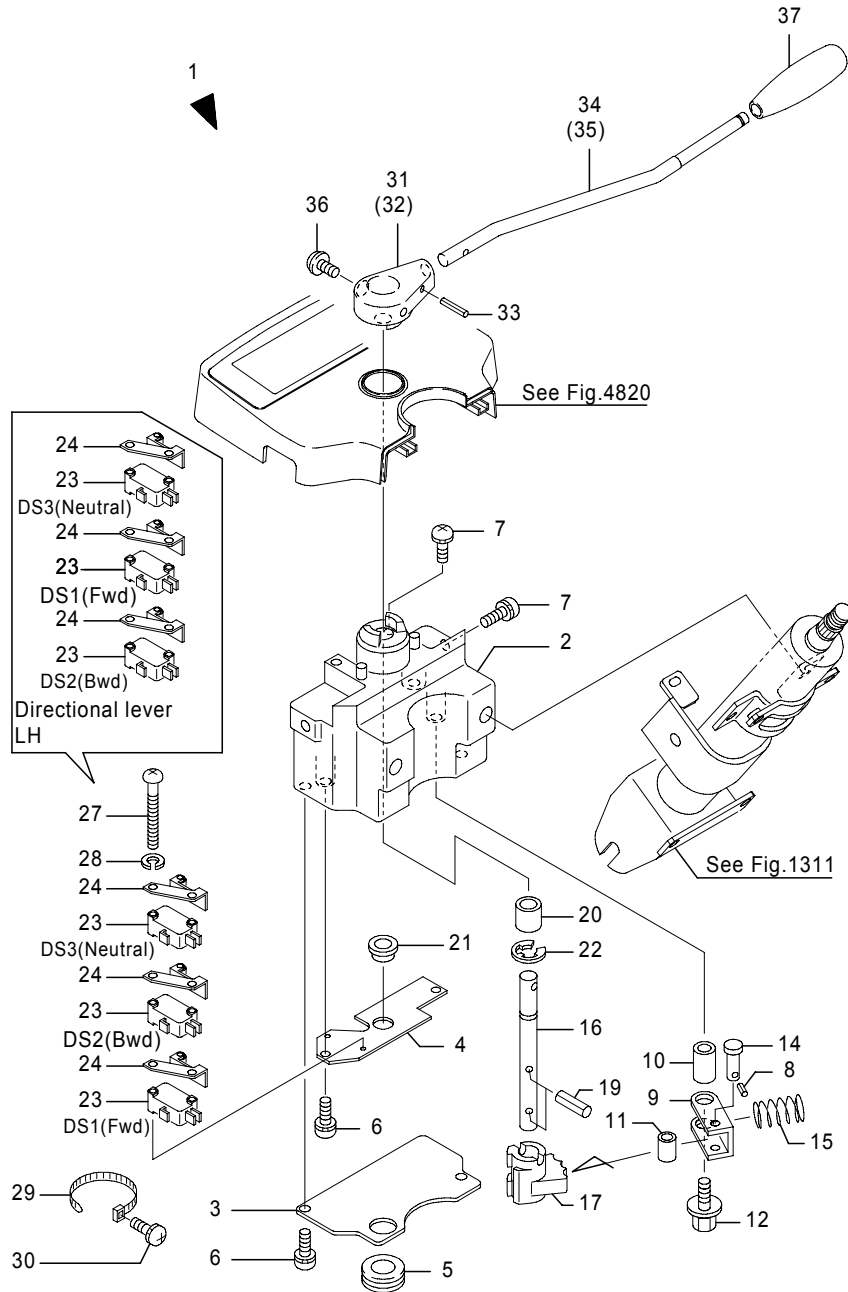


Fig.4825B DIRECTIONAL SWITCH  
 [CAN/OIS],FB20P-28P(241AC6266-),FB30P(251AC0881-)

(A)=FB20P (D)=FB30P  
 (B)=FB25P (E)=  
 (C)=FB28P (F)=

No.	Parts No.	Parts Name	(A)	(B)	(C)	(D)	(E)	(F)	i/a	Remarks
1	54000-89320	Switch comp.,directional	1	1	1	1				RH lever
1-1	54000-89321	Switch comp.,directional (A=241AC6367-)(B=241AC6367-)(C=241AC6367-)(D=251AC0901-)	1	1	1	1			↑	RH lever
1-2	54000-89322	Switch comp.,directional (A=241AC7537-)(B=241AC7537-)(C=241AC7537-)(D=251AC1101-)	1	1	1	1			↑	RH lever
1	54001-20730	Switch comp.,directional	1	1	1	1				RH lever, CS
1-1	54001-20731	Switch comp.,directional (A=241AC6367-)(B=241AC6367-)(C=241AC6367-)(D=251AC0901-)	1	1	1	1			↑	RH lever, CS
1-2	54001-20732	Switch comp.,directional (A=241AC7537-)(B=241AC7537-)(C=241AC7537-)(D=251AC1101-)	1	1	1	1			↑	RH lever, CS
1	54001-20740	Switch comp.,directional	1	1	1	1				LH lever, Opt
1-1	54001-20741	Switch comp.,directional (A=241AC6367-)(B=241AC6367-)(C=241AC6367-)(D=251AC0901-)	1	1	1	1			↑	LH lever, Opt
1-2	54001-20742	Switch comp.,directional (A=241AC7537-)(B=241AC7537-)(C=241AC7537-)(D=251AC1101-)	1	1	1	1			↑	LH lever, Opt
1	54001-20750	Switch comp.,directional	1	1	1	1				LH lever, CS,Opt
1-1	54001-20751	Switch comp.,directional (A=241AC6367-)(B=241AC6367-)(C=241AC6367-)(D=251AC0901-)	1	1	1	1			↑	LH lever, CS,Opt
1-2	54001-20752	Switch comp.,directional (A=241AC7537-)(B=241AC7537-)(C=241AC7537-)(D=251AC1101-)	1	1	1	1			↑	LH lever, CS,Opt
2	54000-89360	Case	1	1	1	1				
3	24300-19720	Cover, case	1	1	1	1				CS
4	54000-89331	Plate, switch	1	1	1	1				
5	32390-10160	Bushing, rubber	1	1	1	1				CS
6	0077-05010	Screw, w/washer	2	2	2	2				
	0077-05010	Screw, w/washer	4	4	4	4				CS
7	0077-05010	Screw, w/washer	2	2	2	2				
8	00001-00004	Pin, snap	1	1	1	1				
9	24300-19740	Arm	1	1	1	1				
10	24300-19750	Spacer	1	1	1	1				
11	70001-20140	Spacer	1	1	1	1				
11-1	24300-19760	Spacer (A=241AC7537-)(B=241AC7537-)(C=241AC7537-)(D=251AC1101-)	1	1	1	1			↑	
12	0016-06025	Bolt, w/washers	1	1	1	1				

Note : Illustration : Flasher lever is LH & Directional lever is RH.

\*1:Install to No.2 for clamping electric wire.

Fig.4825B DIRECTIONAL SWITCH  
 [CAN/OIS],FB20P-28P(241AC6266-),FB30P(251AC0881-)

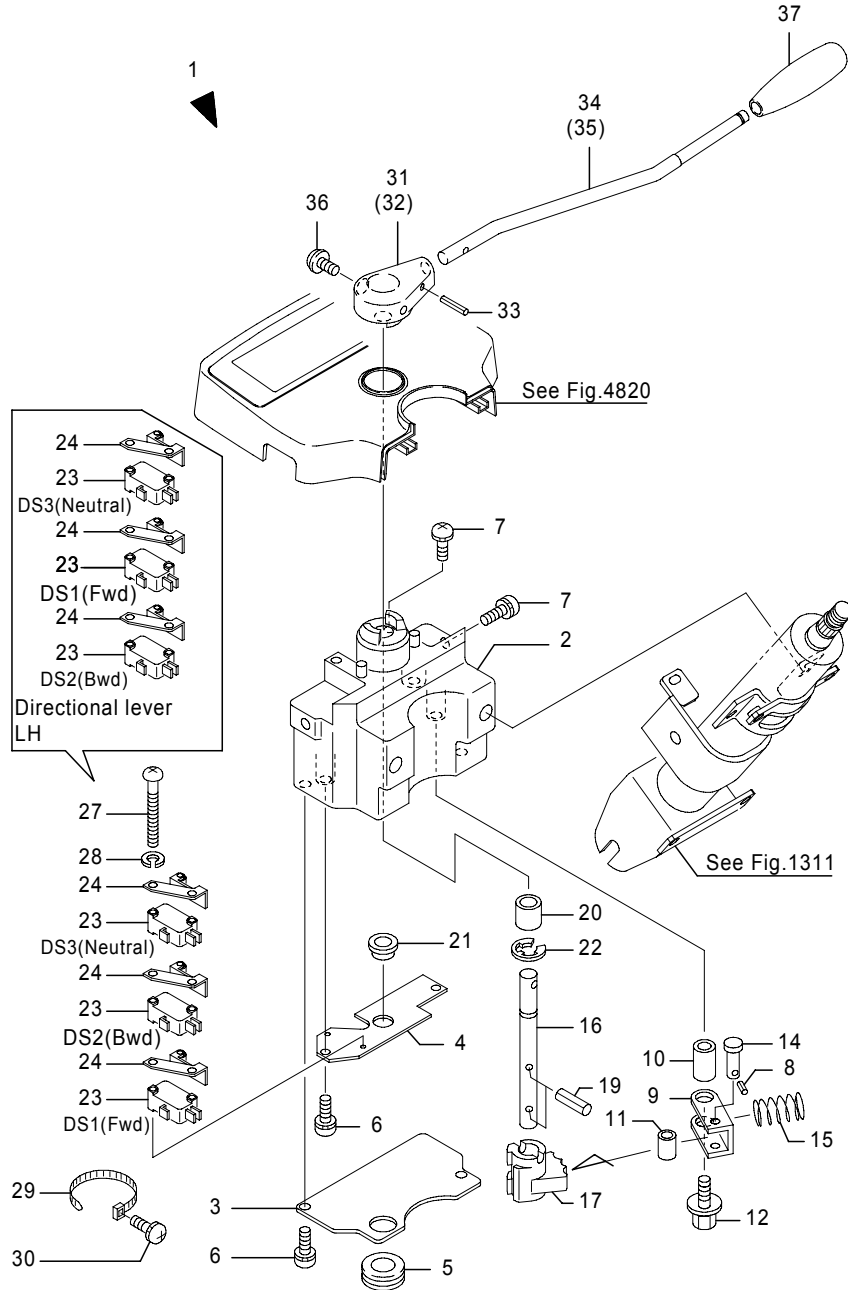


Fig.4825B DIRECTIONAL SWITCH  
 [CAN/OIS],FB20P-28P(241AC6266-),FB30P(251AC0881-)

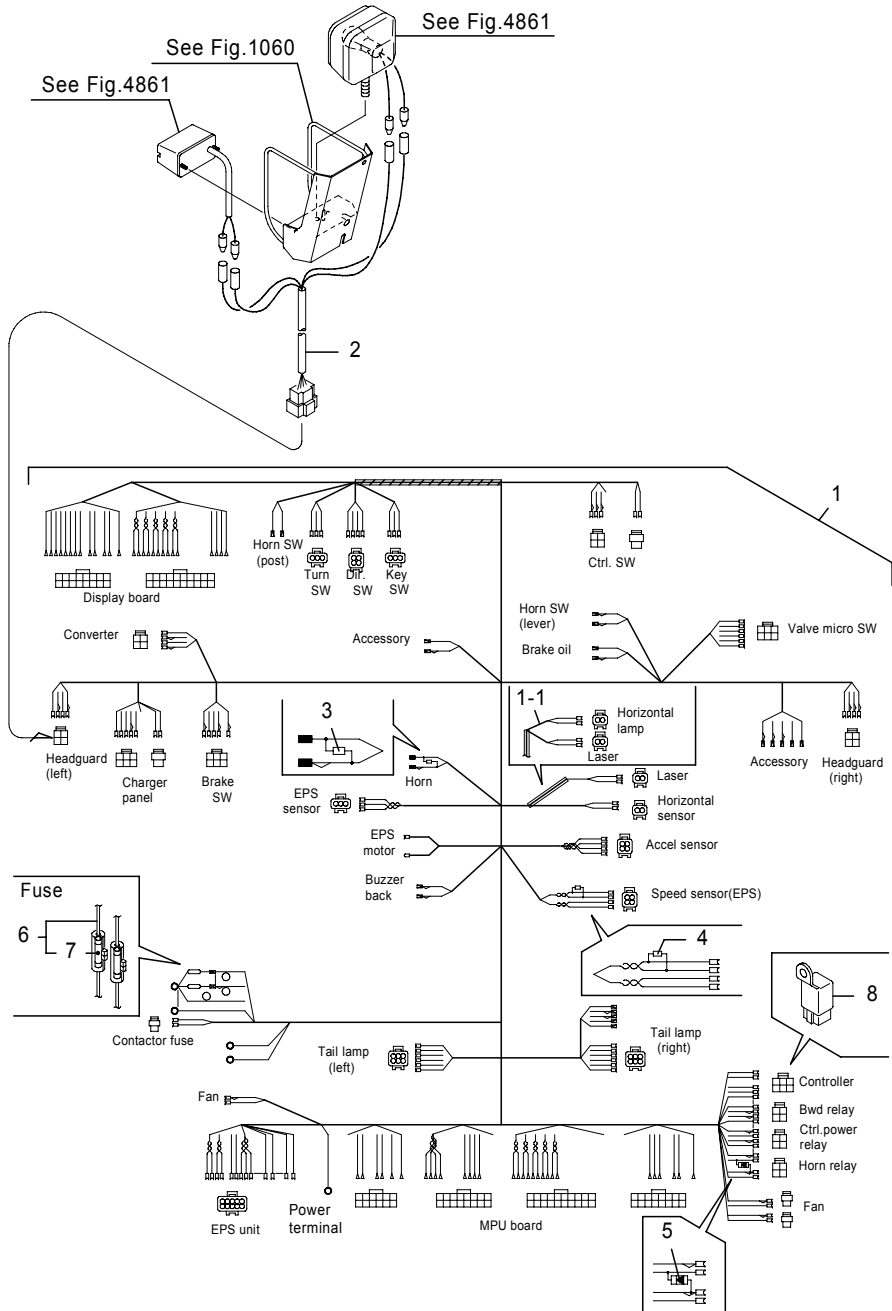
(A)=FB20P (D)=FB30P  
 (B)=FB25P (E)=  
 (C)=FB28P (F)=

No.	Parts No.	Parts Name	(A)	(B)	(C)	(D)	(E)	(F)	i/a	Remarks
15	24300-44040	Spring	1	1	1	1				
16	54000-89350	Shaft	1	1	1	1				
17	24300-19790	Cam(A)	1	1	1	1				
19	0303-04020	Pin, spring	2	2	2	2				
20	31220-11290	Bushing	1	1	1	1				
21	31220-11360	Bushing	1	1	1	1				
22	0000-88009	Ring, snap	1	1	1	1				
23	70000-91220	Switch, micro	3	3	3	3				
23-1	1910-52012	Switch, micro	3	3	3	3			↑	
		(A=241AC****-)(B=241AC****-241AC****-)(C=241AC****-)(D=251AC****-)								
	70001-49480	Switch, micro	3	3	3	3			↑	
		(A=241AC6367-)(B=241AC6367-)(C=241AC6367-)(D=251AC0901-)								
24	1910-52013	Actuator	3	3	3	3				
		(A=241AC6367-)(B=241AC6367-)(C=241AC6367-)(D=251AC0901-)								
27	0070-03040	Screw, pan head	2	2	2	2				
28	0000-70003	Washer, lock	2	2	2	2				
29	1960-85082	Band	1	1	1	1				*1
30	0077-05010	Screw, w/washer	1	1	1	1				
31	24300-37981	Boss(R), lever	1	1	1	1				RH lever
32	24300-37991	Boss(L), lever	1	1	1	1				LH lever, Opt
33	0303-03020	Pin, spring	1	1	1	1				
34	24300-37962	Lever(R)	1	1	1	1				RH lever
35	24300-37972	Lever(L)	1	1	1	1				LH lever, Opt
36	0078-05020	Screw, w/washer	1	1	1	1				
37	24300-38010	Knob, lever	1	1	1	1				

Note : Illustration : Flasher lever is LH & Directional lever is RH.

\*1:Install to No.2 for clamping electric wire.

Fig.4851A WIRE HARNESS (BODY)  
 FB20P-28P(-241AC4968),30P(-251AC0696,251AC0715-0880)



485-7939-01A  
 (485-7939)

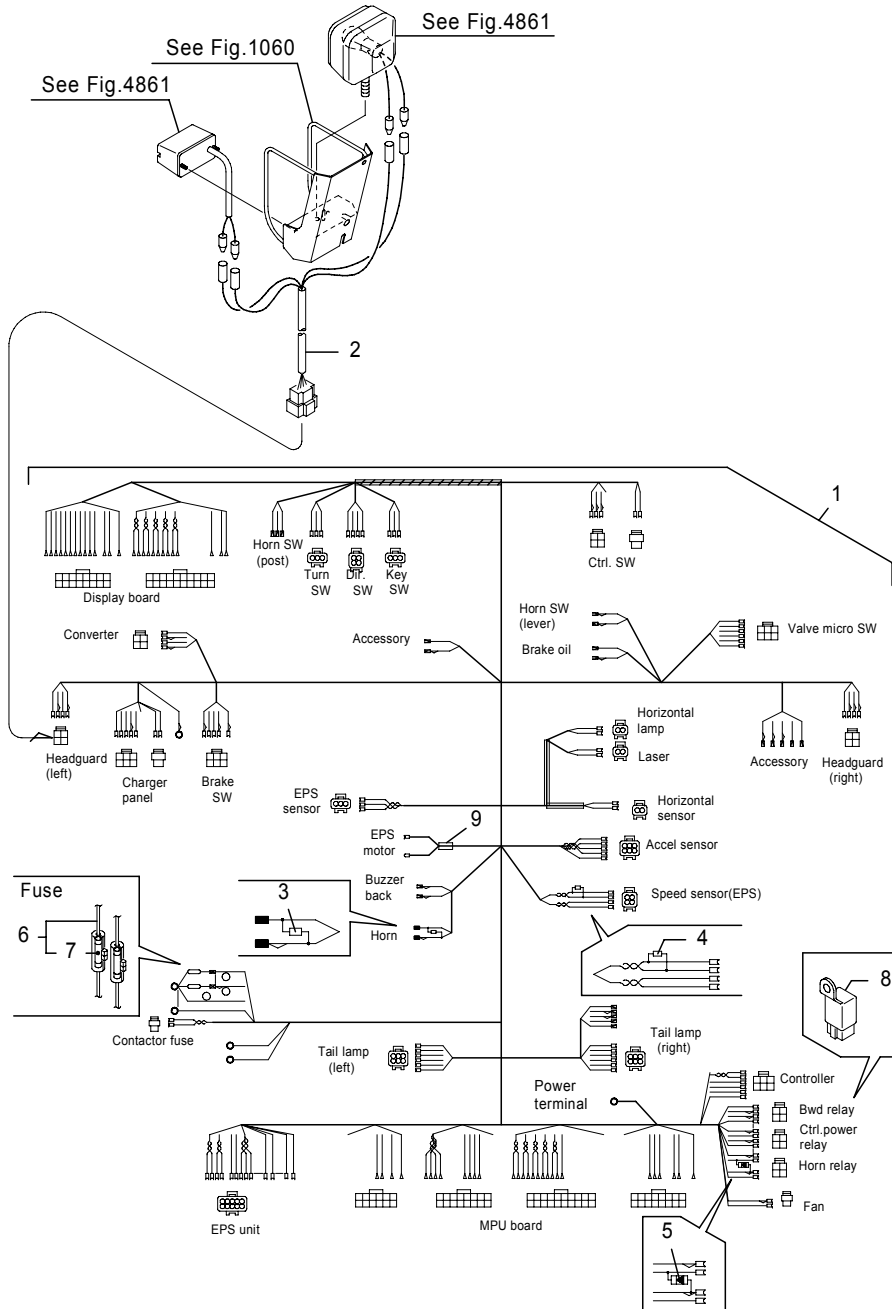
Fig.4851A WIRE HARNESS (BODY)  
 FB20P-28P(-241AC4968),30P(-251AC0696,251AC0715-0880)

(A)=FB20P (D)=FB30P  
 (B)=FB25P (E)=  
 (C)=FB28P (F)=

No.	Parts No.	Parts Name	(A)	(B)	(C)	(D)	(E)	(F)	i/a	Remarks
1	54000-19163	Harness, body	1	1	1					
1-1	54000-19164	Harness, body (A=241AC1906-)(B=241AC1906-)(C=241AC1906-)	1	1	1				↑	
1-2	54000-19165	Harness, body (A=241AC2053-)(B=241AC2053-)(C=241AC2053-)	1	1	1				↑	
1-3	54000-19166	Harness, body (A=241AC2171-)(B=241AC2171-)(C=241AC2171-)	1	1	1				×	
1-4	54000-81490	Harness, body (A=241AC4095-)(B=241AC4095-)(C=241AC4095-)	1	1	1				×	
1	54000-19173	Harness, body					1			
1-1	54000-19174	Harness, body (D=251AC0188-)					1		↑	
1-2	54000-19175	Harness, body (D=251AC0204-)					1		↑	
1-3	54000-19176	Harness, body (D=251AC0229-)					1		×	
1-4	54000-81500	Harness, body (D=251AC0480-)					1		×	
2	24801-10111	Harness, overhead guard	2	2	2	2				
3	39110-01200	Condenser	1	1	1	1				[100V,22μF]
4	39110-01350	Condenser	2	2	2	2				[125V,0.022μF]
5	35010-01900	Diode	1	1	1	1				[1G6]
6	36010-01220	Fuse comp.	2	2	2	2				[10A]
7	1910-98019	Fuse	2	2	2	2				[10A]
8	35820-00000	Relay	3	3	3	3				[DC48V]

Note :

Fig.4851B WIRE HARNESS (BODY)  
 FB20P-28P(241AC4969-,241AC5274-6265)



485-8045-01  
 (485-8045)

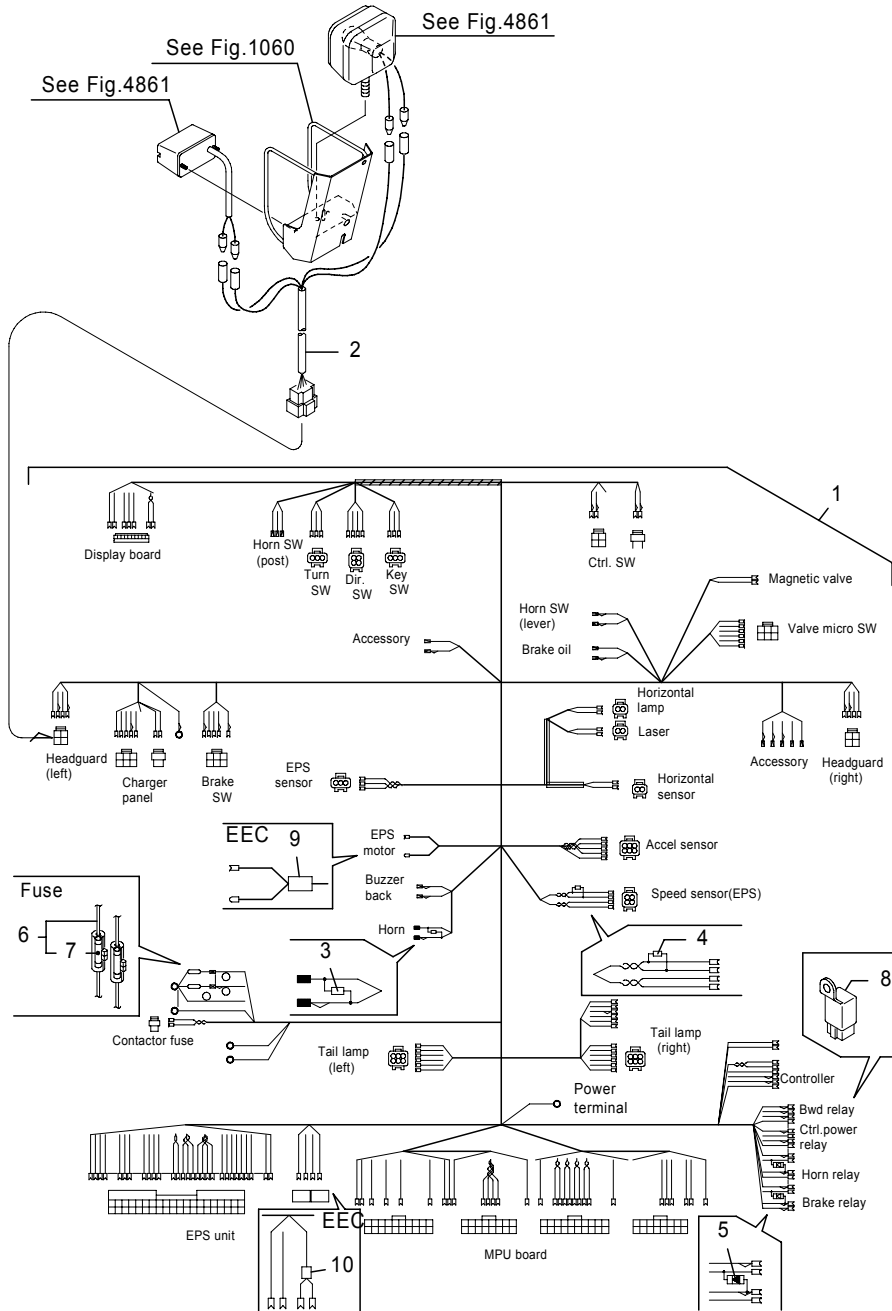
Fig.4851B WIRE HARNESS (BODY)  
 FB20P-28P(241AC4969-,241AC5274-6265)

(A)=FB20P (D)=FB30P  
 (B)=FB25P (E)=  
 (C)=FB28P (F)=

No.	Parts No.	Parts Name	(A)	(B)	(C)	(D)	(E)	(F)	i/a	Remarks
1	54001-17280	Harness, body	1	1	1					
	54001-17300	Harness, body	1	1	1					TJT
	54001-17320	Harness, body	1	1	1					AOS,FT
2	24801-10111	Harness, overhead guard	2	2	2					
	54000-88410	Harness, overhead guard	2	2	2					H18年対応車検仕様
3	39110-01200	Condenser	1	1	1					[100V,22μF]
4	39110-01350	Condenser	2	2	2					[125V,0.022μF]
5	35010-01900	Diode	1	1	1					[1G6]
6	36010-01220	Fuse comp.	2	2	2					[10A]
7	1910-98019	Fuse	2	2	2					[10A]
8	35820-00000	Relay	3	3	3					[DC48V]
9	70001-17040	Core, ferite	1	1	1					

Note :

Fig.4851C WIRE HARNESS (BODY)  
 [CAN],FB20P-28P(241AC5199-5273),30P(251AC0697-0714)



465-8840-09  
 (465-8840)

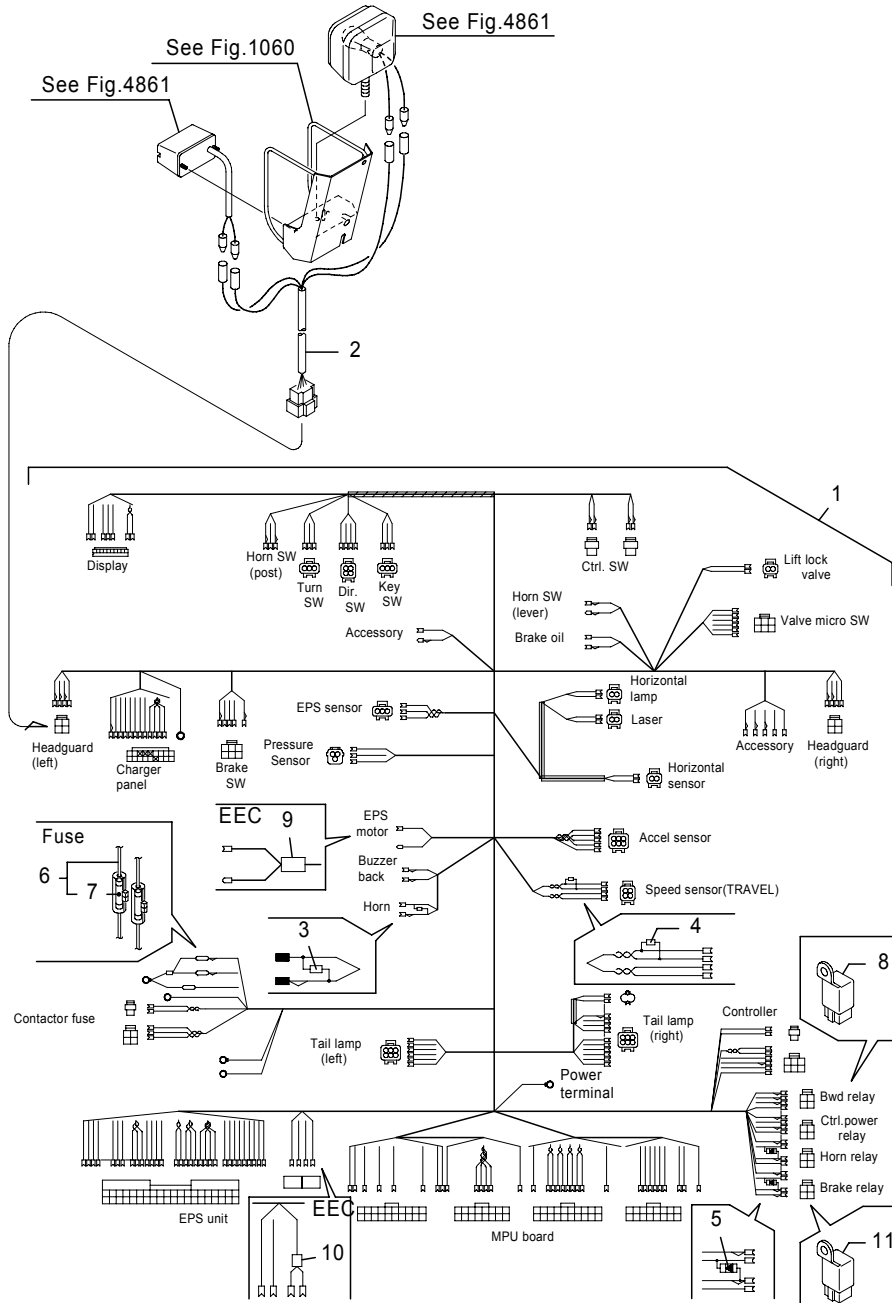
Fig.4851C WIRE HARNESS (BODY)  
 [CAN],FB20P-28P(241AC5199-5273),30P(251AC0697-0714)

(A)=FB20P (D)=FB30P  
 (B)=FB25P (E)=  
 (C)=FB28P (F)=

No.	Parts No.	Parts Name	(A)	(B)	(C)	(D)	(E)	(F)	i/a	Remarks
1	54001-23391	Harness, body	1	1	1					
	54001-26320	Harness, body						1		
2	24801-10111	Harness, overhead guard	2	2	2	2				
3	39110-01200	Condenser	1	1	1	1				[100V,22μF]
4	39110-01350	Condenser	2	2	2	2				[125V,0.022μF]
5	35010-01900	Diode	2	2	2	2				[1G6]
6	36010-01220	Fuse comp.	2	2	2	2				[10A]
7	1910-98019	Fuse	2	2	2	2				[10A]
8	35820-00000	Relay	4	4	4	4				[DC48V]
9	70001-17040	Core, ferite	1	1	1	1				EEC
10	70001-18190	Core, ferite	1	1	1	1				EEC

Note :

Fig.4851D WIRE HARNESS (BODY)  
 [CAN/OIS],FB20P-28P(241AC6266-),30P(251AC0881-)



485-8061-01  
 (485-8061)

Fig.4851D WIRE HARNESS (BODY)  
 [CAN/OIS],FB20P-28P(241AC6266-),30P(251AC0881-)

(A)=FB20P (D)=FB30P  
 (B)=FB25P (E)=  
 (C)=FB28P (F)=

No.	Parts No.	Parts Name	(A)	(B)	(C)	(D)	(E)	(F)	i/a	Remarks
1	54001-23394	Harness, body	1	1	1					
1-1	54001-23395	Harness, body (A=241AC7048-)(B=241AC7048-)(C=241AC7048-)	1	1	1				↑	
1	54001-26323	Harness, body				1				
1-1	54001-26324	Harness, body (D=251AC1044-)				1			↑	
2	24801-10111	Harness, overhead guard	2	2	2	2				
3	39110-01200	Condenser	1	1	1	1				[100V,22μF]
4	39110-01350	Condenser	1	1	1	1				[125V,0.022μF]
5	35010-01900	Diode	2	2	2	2				[1G6]
5-1	35010-01900	Diode (A=241AC7048-)(B=241AC7048-)(C=241AC7048-)(D=251AC1044-)	3	3	3	3				[1G6]
6	36010-01220	Fuse comp.	3	3	3	3				[10A]
7	1910-98019	Fuse	3	3	3	3				[10A]
8	35820-00000	Relay	4	4	4	4				[DC48V]
8-1	35820-00000	Relay (A=241AC7048-)(B=241AC7048-)(C=241AC7048-)(D=251AC1044-)	3	3	3	3				[DC48V]
9	70001-17040	Core, ferite	1	1	1	1				EEC
10	70001-18190	Core, ferite	1	1	1	1				EEC
11	35820-02250	Relay (A=241AC7048-)(B=241AC7048-)(C=241AC7048-)(D=251AC1044-)	1	1	1	1				[DC48V]

Note :



Fig.4851E WIRE HARNESS (BODY)

Finger tip

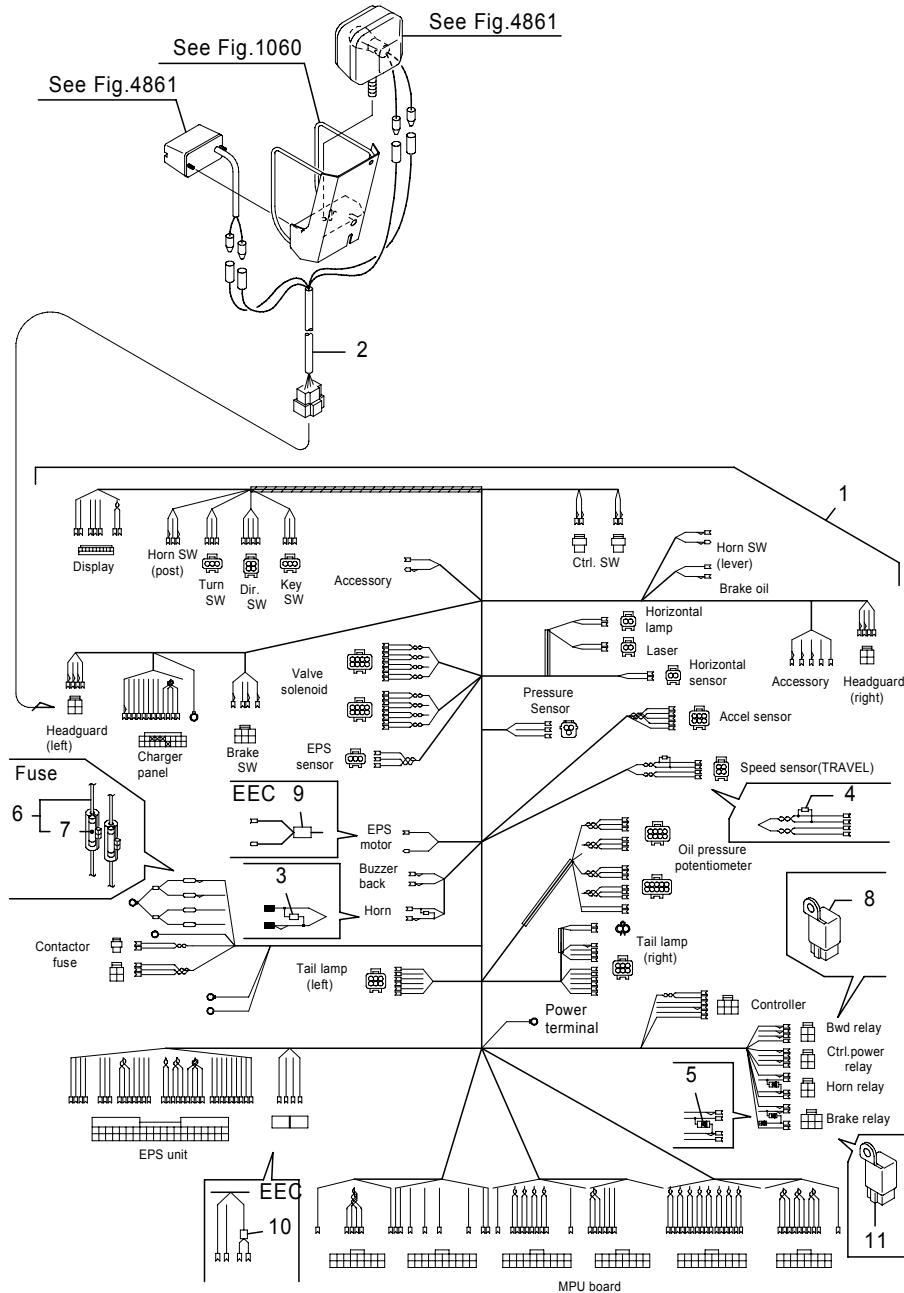


Fig.4851E WIRE HARNESS (BODY)

Finger tip

(A)=FB20P (D)=FB30P

(B)=FB25P (E)=

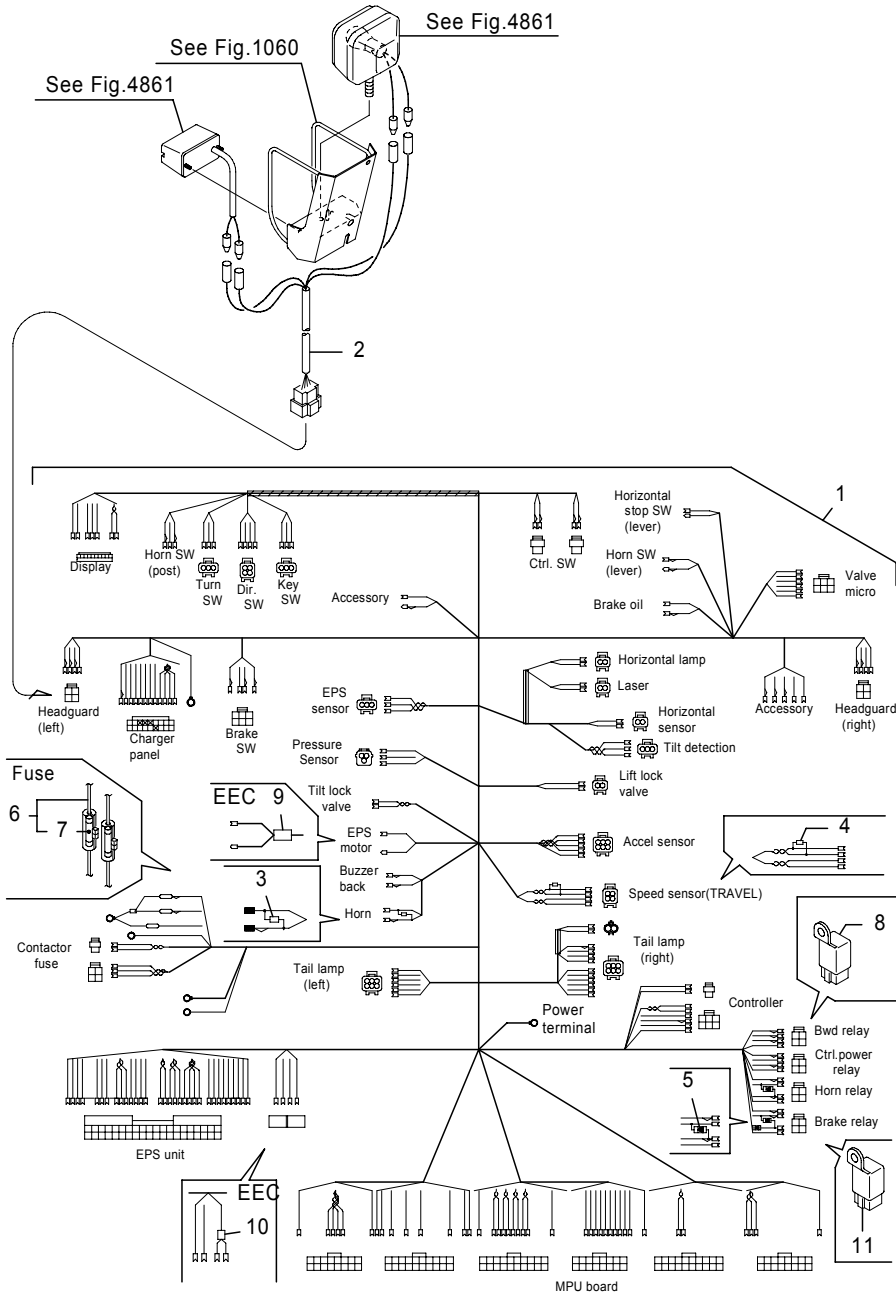
(C)=FB28P (F)=

No.	Parts No.	Parts Name	(A)	(B)	(C)	(D)	(E)	(F)	i/a	Remarks
1	54001-34080	Harness, body	1	1	1					
	54001-34100	Harness, body				1				
1-1	54001-34081	Harness, body (A=241AC****-)(B=241AC****-)(C=241AC****-)	1	1	1				↑	
	54001-34101	Harness, body (D=251AC****-)				1			↑	
1-2	54001-34082	Harness, body (A=241AC****-)(B=241AC****-)(C=241AC****-)	1	1	1				↑	
	54001-34102	Harness, body (D=251AC****-)				1			↑	
1-3	54001-34083	Harness, body (A=241AC****-)(B=241AC****-)(C=241AC****-)	1	1	1				↑	
	54001-34103	Harness, body (D=251AC****-)				1			↑	
1-4	54001-34084	Harness, body (A=241AC****-)(B=241AC****-)(C=241AC****-)	1	1	1				↑	
	54001-34104	Harness, body (D=251AC****-)				1			↑	
2	24801-10111	Harness, overhead guard	2	2	2	2				
3	39110-01200	Condenser	1	1	1	1				[100V,22μF]
4	39110-01350	Condenser	1	1	1	1				[125V,0.022μF]
5	35010-01900	Diode	2	2	2	2				[1G6]
5-1	35010-01900	Diode (A=241AC****-)(B=241AC****-)(C=241AC****-)(D=251AC****-)	3	3	3	3				[1G6]
6	36010-01220	Fuse comp.	3	3	3	3				[10A]
7	1910-98019	Fuse	3	3	3	3				[10A]
8	35820-00000	Relay	4	4	4	4				[DC48V]
8-1	35820-00000	Relay (A=241AC****-)(B=241AC****-)(C=241AC****-)(D=251AC****-)	3	3	3	3				[DC48V]
9	70001-17040	Core, ferite	1	1	1	1				EEC
10	70001-18190	Core, ferite	1	1	1	1				EEC
11	35820-02250	Relay (A=241AC****-)(B=241AC****-)(C=241AC****-)(D=251AC****-)	1	1	1	1				[DC48V]

Note :

Fig.4851F WIRE HARNESS (BODY)

A.O.S



485-8061-03  
(485-8061)

Fig.4851F WIRE HARNESS (BODY)

A.O.S

(A)=FB20P (D)=FB30P

(B)=FB25P (E)=

(C)=FB28P (F)=

No.	Parts No.	Parts Name	(A)	(B)	(C)	(D)	(E)	(F)	i/a	Remarks
1	54001-34040	Harness, body	1	1	1				↑	
	54001-34060	Harness, body				1				
1-1	54001-34041	Harness, body (A=241AC****-)(B=241AC****-)(C=241AC****-)	1	1	1				↑	
	54001-34061	Harness, body (D=251AC****-)				1			↑	
1-2	54001-34042	Harness, body (A=241AC****-)(B=241AC****-)(C=241AC****-)	1	1	1				↑	
	54001-34062	Harness, body (D=251AC****-)				1			↑	
1-3	54001-34043	Harness, body (A=241AC****-)(B=241AC****-)(C=241AC****-)	1	1	1				↑	
	54001-34063	Harness, body (D=251AC****-)				1			↑	
2	24801-10111	Harness, overhead guard	2	2	2	2				
3	39110-01200	Condenser	1	1	1	1				[100V,22μF]
4	39110-01350	Condenser	1	1	1	1				[125V,0.022μF]
5	35010-01900	Diode	2	2	2	2				[1G6]
5-1	35010-01900	Diode (A=241AC****-)(B=241AC****-)(C=241AC****-)(D=251AC****-)	3	3	3	3				[1G6]
6	36010-01220	Fuse comp.	3	3	3	3				[10A]
7	1910-98019	Fuse	3	3	3	3				[10A]
8	35820-00000	Relay	4	4	4	4				[DC48V]
8-1	35820-00000	Relay (A=241AC****-)(B=241AC****-)(C=241AC****-)(D=251AC****-)	3	3	3	3				[DC48V]
9	70001-17040	Core, ferite	1	1	1	1				EEC
10	70001-18190	Core, ferite	1	1	1	1				EEC
11	35820-02250	Relay (A=241AC****-)(B=241AC****-)(C=241AC****-)(D=251AC****-)	1	1	1	1				[DC48V]

Note :

Fig.4852A WIRE HARNESS (MAIN)  
 FB20P-28P(-565Ah),(-241AC4968)

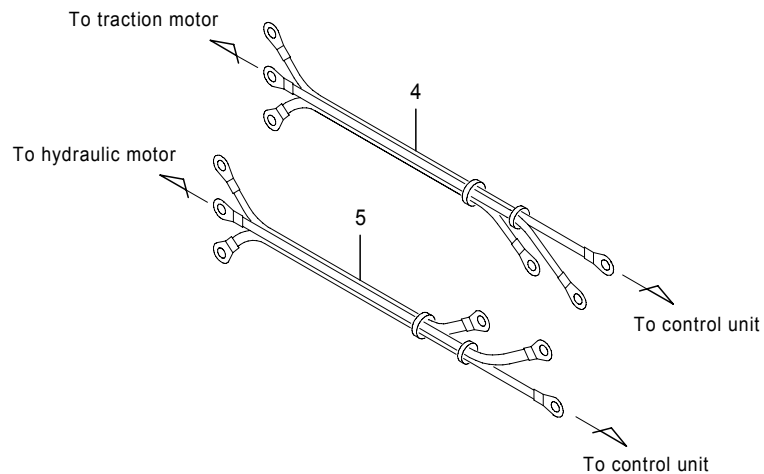
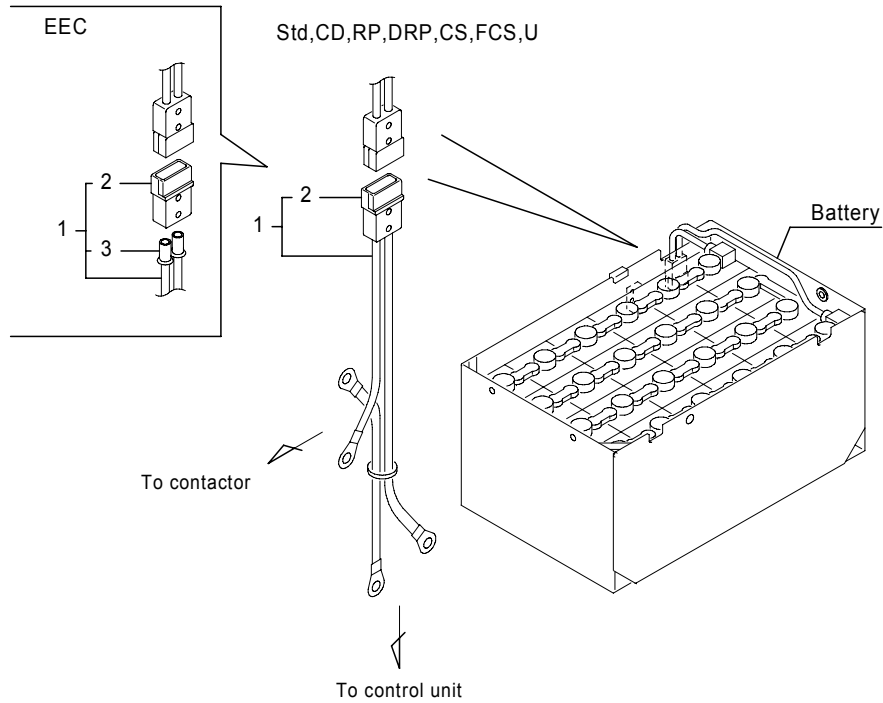


Fig.4852A WIRE HARNESS (MAIN)  
 FB20P-28P(-565Ah),(-241AC4968)

(A)=FB20P (D)=FB30P  
 (B)=FB25P (E)=  
 (C)=FB28P (F)=

No.	Parts No.	Parts Name	(A)	(B)	(C)	(D)	(E)	(F)	i/a	Remarks
1	54000-21341	Harness(1), M	1	1	1					*1,*2,*4-w.o/FB28P
1-1	54000-21342	Harness(1), M (A=241AC2194-)(B=241AC2194-)(C=241AC2194-)	1	1	1				↑	*1,*2,*4-w.o/FB28P
1	54000-21351	Harness(1), M	1	1	1					*3,*5-w.o/FB28P
2	1918-84005	Plug	1	1	1					*1,*2,*4-w.o/FB28P
	38540-00300	Plug	1	1	1					*3,*5-w.o/FB28P
3	37940-00230	Bushing	2	2	2					*3,*5-w.o/FB28P
4	54000-26971	Harness, M(3)	1	1	1					*1,*2,*3
	54000-26981	Harness, M(3)	1	1						*4,*5
5	54000-27050	Harness, M(4)	1	1	1					*1
	54000-27060	Harness, M(4)	1	1	1					*2,*3
	54000-27070	Harness, M(4)	1	1						*4,*5

Note : \*1:Std/RP/DRP \*2:CS/FCS \*3:EEC \*4:U,Std/CS/FCS/RP/DRP  
 \*5:U,EEC

Fig.4852B WIRE HARNESS (MAIN)  
 FB20P-28P(-565Ah),(241AC4969-)

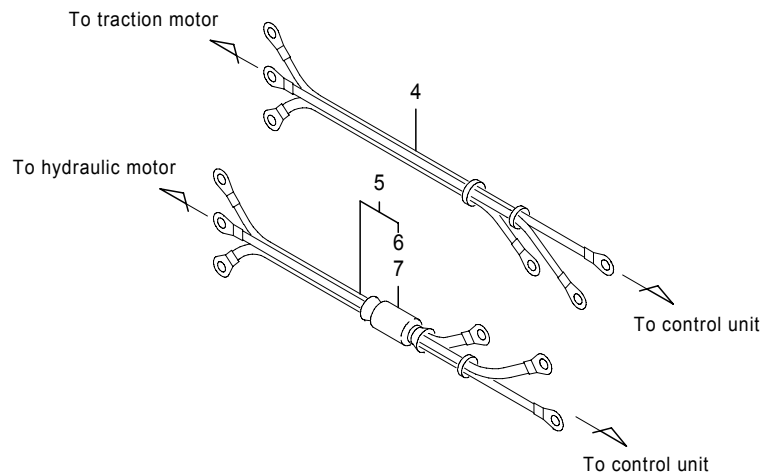
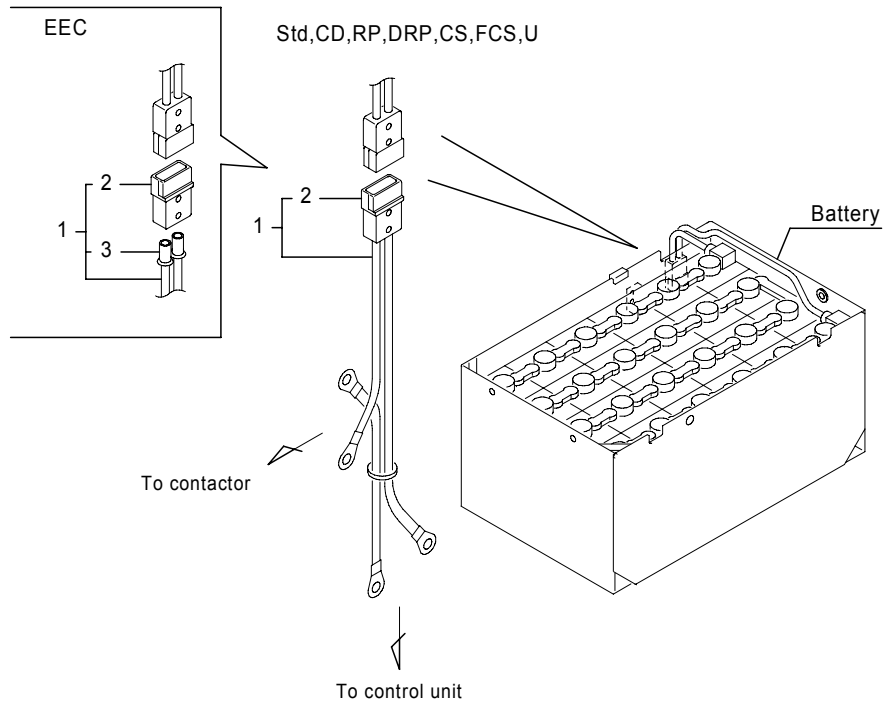


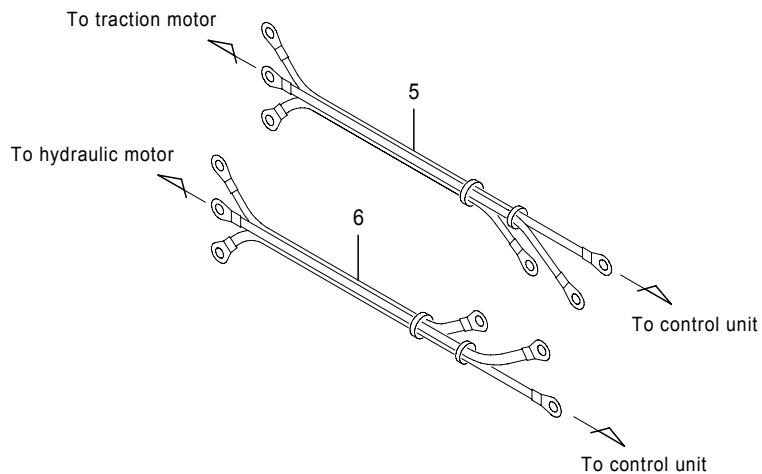
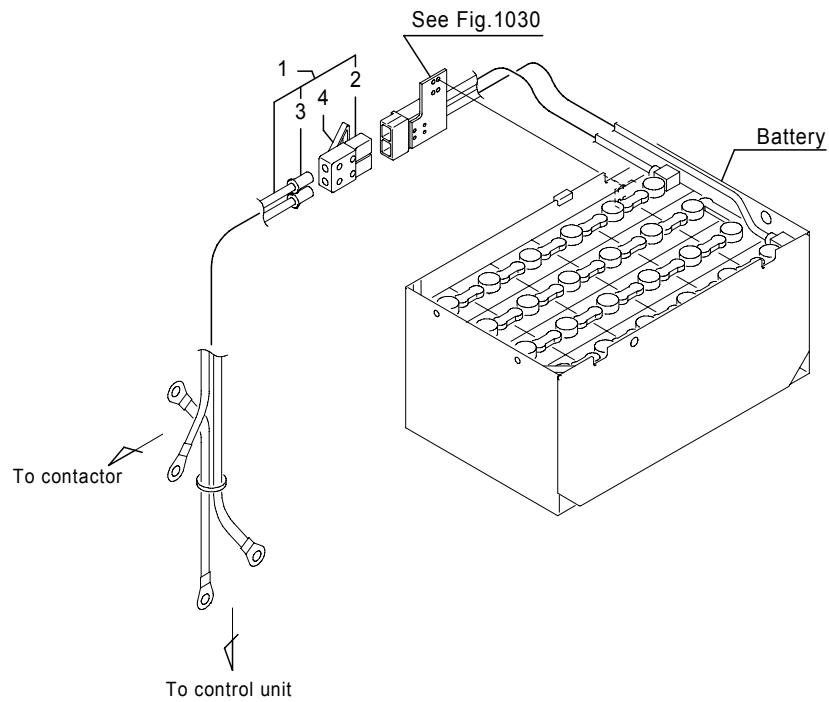
Fig.4852B WIRE HARNESS (MAIN)  
 FB20P-28P(-565Ah),(241AC4969-)

(A)=FB20P (D)=FB30P  
 (B)=FB25P (E)=  
 (C)=FB28P (F)=

No.	Parts No.	Parts Name	(A)	(B)	(C)	(D)	(E)	(F)	i/a	Remarks
1	54000-21342	Harness(1), M	1	1	1					*1,*2,*4-w.o/FB28P
	54000-21351	Harness(1), M	1	1	1					*3,*5-w.o/FB28P
1-1	54000-21352	Harness(1), M (A=241AC6051-)(B=241AC6051-)(C=241AC6051-)	1	1	1				↑	*3,*5-w.o/FB28P
2	1918-84005	Plug	1	1	1					*1,*2,*4-w.o/FB28P
	38540-00300	Plug	1	1	1					*3,*5-w.o/FB28P
3	37940-00230	Bushing	2	2	2					*3,*5-w.o/FB28P
4	54000-82490	Harness, M(3)	1	1	1					*1,*2,*3
4-1	54000-85380	Harness, M(3) (A=241AC7176-)(B=241AC7176-)(C=241AC7176-)	1	1	1				↓	*1,*2,*3
4	54000-85380	Harness, M(3)	1	1						*4,*5
5	54000-82540	Harness, M(4)	1	1	1					*1
5-1	54000-82550	Harness, M(4) (A=241AC7176-)(B=241AC7176-)(C=241AC7176-)	1	1	1				↓	*1
5	54000-82550	Harness, M(4)	1	1	1					*2
	54000-85390	Harness, M(4)	1	1						*4
	54001-16940	Harness, M(4)	1	1	1					*3
	54001-16950	Harness, M(4)	1	1						*5
6	70000-79760	Core, ferrite	1	1	1					EEC
7	70000-74200	Tube, zipper	1	1	1					EEC

Note : \*1:Std/RP/DRP \*2:CS/FCS \*3:EEC \*4:U,Std/CS/FCS/RP/DRP  
 \*5:U,EEC

Fig.4852C WIRE HARNESS (MAIN)  
 FB20P-28P(600Ah-)(-241AC4968),FB30P



485-7940-02A  
 (485-7940)

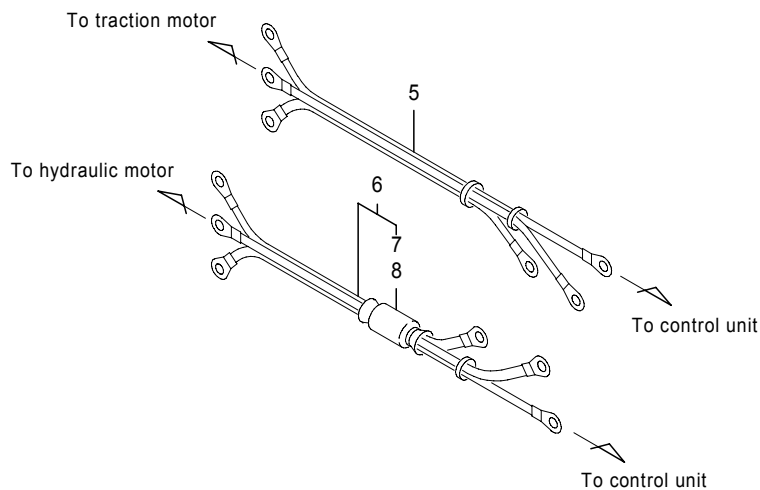
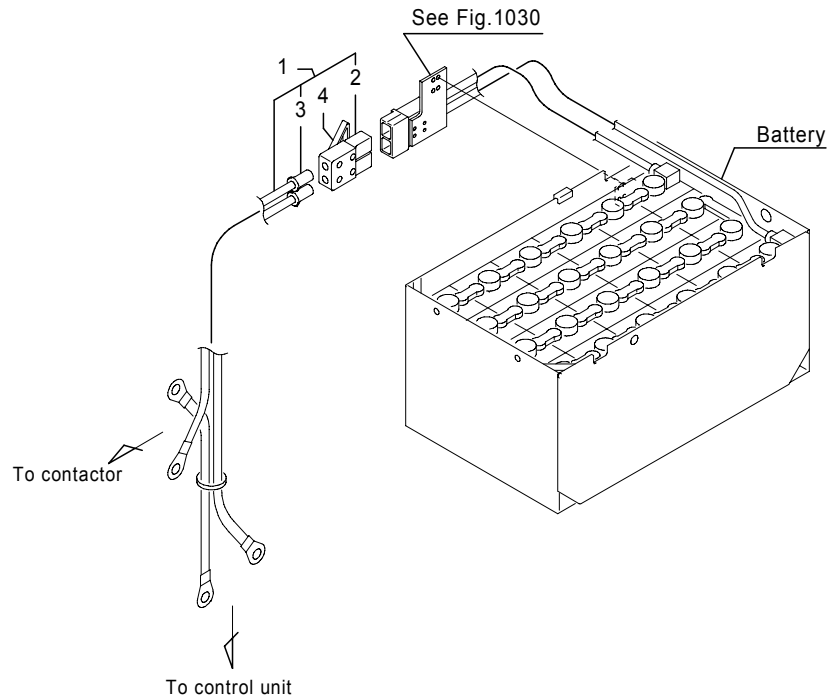
Fig.4852C WIRE HARNESS (MAIN)  
 FB20P-28P(600Ah-)(-241AC4968),FB30P

(A)=FB20P (D)=FB30P  
 (B)=FB25P (E)=  
 (C)=FB28P (F)=

No.	Parts No.	Parts Name	(A)	(B)	(C)	(D)	(E)	(F)	i/a	Remarks
1	54000-21361	Harness(1), M	1	1	1					*1,*2,*4-w.o/FB28P
1-1	54000-21362	Harness(1), M (A=241AC2194-)(B=241AC2194-)(C=241AC2194-)	1	1	1				↑	*1,*2,*4-w.o/FB28P
1	54000-21371	Harness(1), M	1	1	1					*3,*5-w.o/FB28P
	54000-21461	Harness(1), M					1			*1,*2
	54000-21471	Harness(1), M					1			*3
2	1918-84002	Plug	1	1	1					*1,*2,*4-w.o/FB28P
	38540-00310	Plug	1	1	1					*3,*5-w.o/FB28P
	37010-21130	Plug					1			*1,*2
	37010-03790	Plug					1			*3
3	37940-00240	Bushing	1	1	1	1				
4	1918-84006	Handle, A frame	1	1	1	1				w.o/EEC
5	54000-26971	Harness, M(3)	1	1	1					*1,*2,*3
	54000-26981	Harness, M(3)	1	1						*4,*5
	54000-26990	Harness, M(3)					1			
6	54000-27050	Harness, M(4)	1	1	1					*1
	54000-27060	Harness, M(4)	1	1	1					*2,*3
	54000-27070	Harness, M(4)	1	1						*4,*5
	54000-27080	Harness, M(4)					1			*1
	54000-27090	Harness, M(4)					1			*2,*3

Note : \*1:Std/RP/DRP \*2:CS/FCS \*3:EEC \*4:U,Std/CS/FCS/RP/DRP  
 \*5:U,EEC

Fig.4852D WIRE HARNESS (MAIN)  
 FB20P-28P(600Ah-)(241AC4969-)



485-8043-02  
 (485-8043)

Fig.4852D WIRE HARNESS (MAIN)  
 FB20P-28P(600Ah-)(241AC4969-)

(A)=FB20P (D)=FB30P  
 (B)=FB25P (E)=  
 (C)=FB28P (F)=

No.	Parts No.	Parts Name	(A)	(B)	(C)	(D)	(E)	(F)	i/a	Remarks
1	54000-21362	Harness(1), M	1	1	1					*1,*2,*4-w.o/FB28P
	54000-21371	Harness(1), M	1	1	1					*3,*5-w.o/FB28P
2	1918-84002	Plug	1	1	1					*1,*2,*4-w.o/FB28P
	38540-00310	Plug	1	1	1					*3,*5-w.o/FB28P
3	37940-00240	Bushing	1	1	1					
4	1918-84006	Handle, A frame	1	1	1					w.o/EEC
5	54000-82490	Harness, M(3)	1	1	1					*1,*2,*3
5-1	54000-85380	Harness, M(3)	1	1	1				↓	*1,*2,*3 (A=241AC7176-)(B=241AC7176-)(C=241AC7176-)
5	54000-85380	Harness, M(3)	1	1						*4,*5
6	54000-82540	Harness, M(4)	1	1	1					*1
6-1	54000-82550	Harness, M(4)	1	1	1				↓	*1 (A=241AC7176-)(B=241AC7176-)(C=241AC7176-)
6	54000-82550	Harness, M(4)	1	1	1					*2
	54000-85390	Harness, M(4)	1	1						*4
	54001-16940	Harness, M(4)	1	1	1					*3
	54001-16950	Harness, M(4)	1	1						*5
7	70000-79760	Core, ferrite	1	1	1					EEC
8	70000-74200	Tube, zipper	1	1	1					EEC

Note : \*1:Std/RP/DRP \*2:CS/FCS \*3:EEC \*4:U,Std/CS/FCS/RP/DRP  
 \*5:U,EEC

Fig.4852E WIRE HARNESS (MAIN)  
[CAN TYPE],FB30P

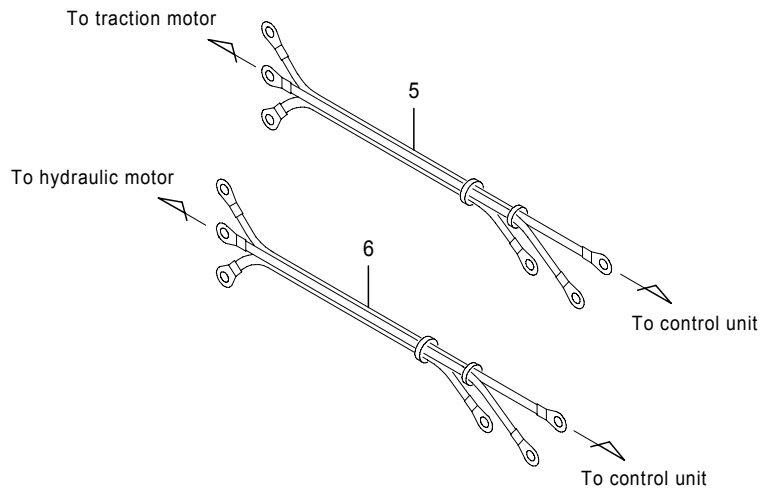
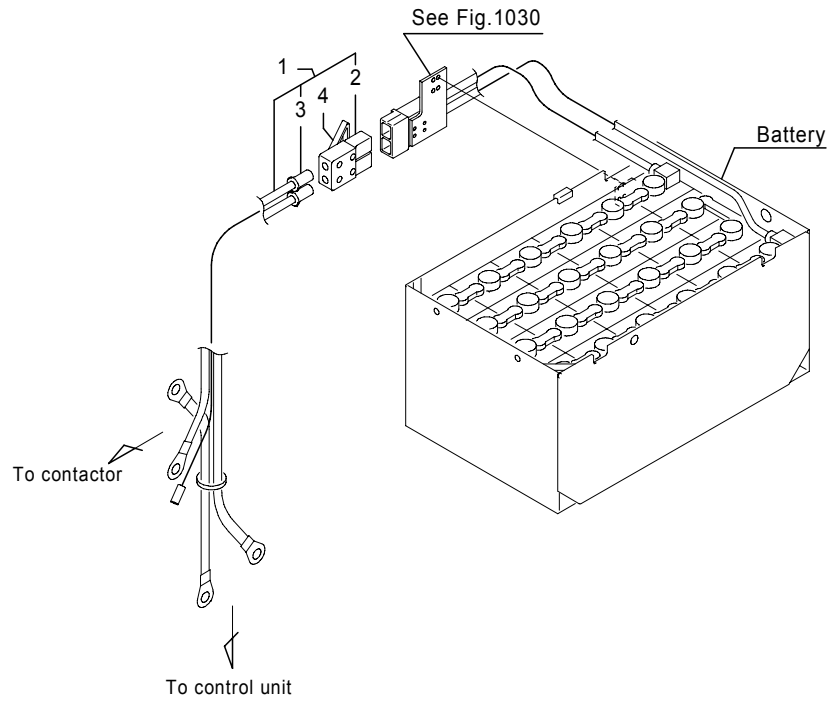


Fig.4852E WIRE HARNESS (MAIN)  
[CAN TYPE],FB30P

(A)=FB20P (D)=FB30P  
(B)=FB25P (E)=  
(C)=FB28P (F)=

No.	Parts No.	Parts Name	(A)	(B)	(C)	(D)	(E)	(F)	i/a	Remarks
1	54001-21460	Harness(1), M							1	
2	37010-21130	Plug							1	
3	37940-00240	Bushing							1	
4	1918-84006	Handle, A frame							1	
5	54001-26420	Harness, M(3)							1	
6	54001-26630	Harness, M(4)							1	

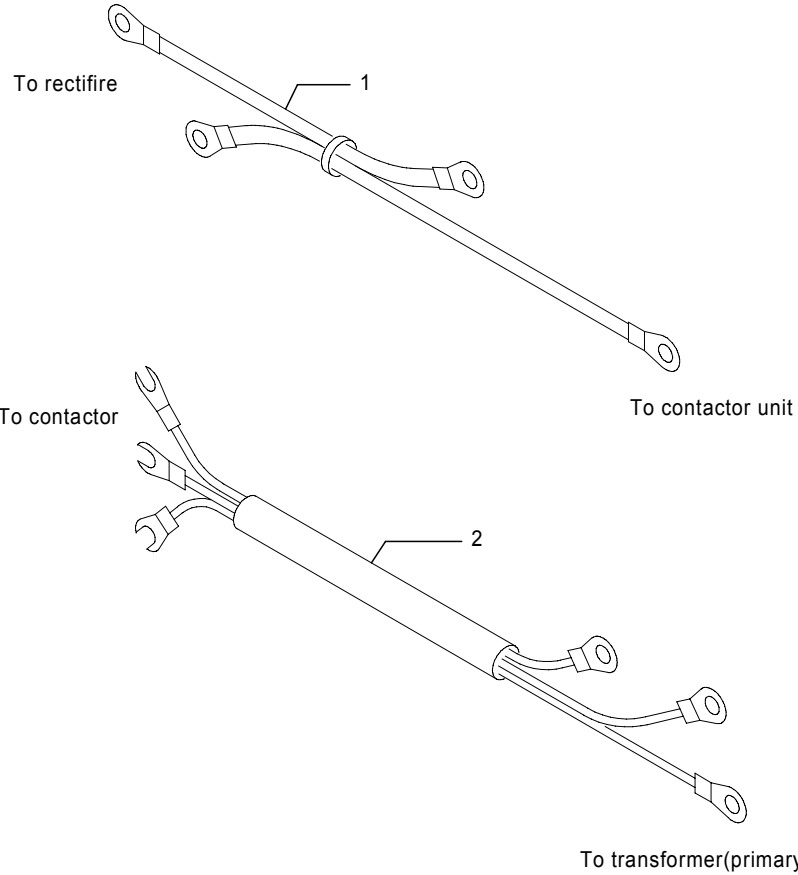
Note :

Fig.4858 WIRE HARNESS (CHARGER)

Fig.4858 WIRE HARNESS (CHARGER)

(A)=FB20P (D)=FB30P  
 (B)=FB25P (E)=  
 (C)=FB28P (F)=

No.	Parts No.	Parts Name	(A)	(B)	(C)	(D)	(E)	(F)	i/a	Remarks
1	54000-21191	Harness, charger(1)	1	1	1					-600Ah
	54000-21201	Harness, charger(1)	1	1	1					650-730Ah
	54000-21210	Harness, charger(1)						1		
2	54000-21230	Harness, charger(2)	1	1	1					-600Ah
	54000-21380	Harness, charger(2)	1	1	1					650-730Ah
	54000-21390	Harness, charger(2)						1		



-----

-----

-----

-----

-----

-----

-----

Note :



Fig.4860A ELECTRIC PARTS 1  
 FB20P-28P(-241AC4968),30P(-251AC0696,251AC0715-0880)

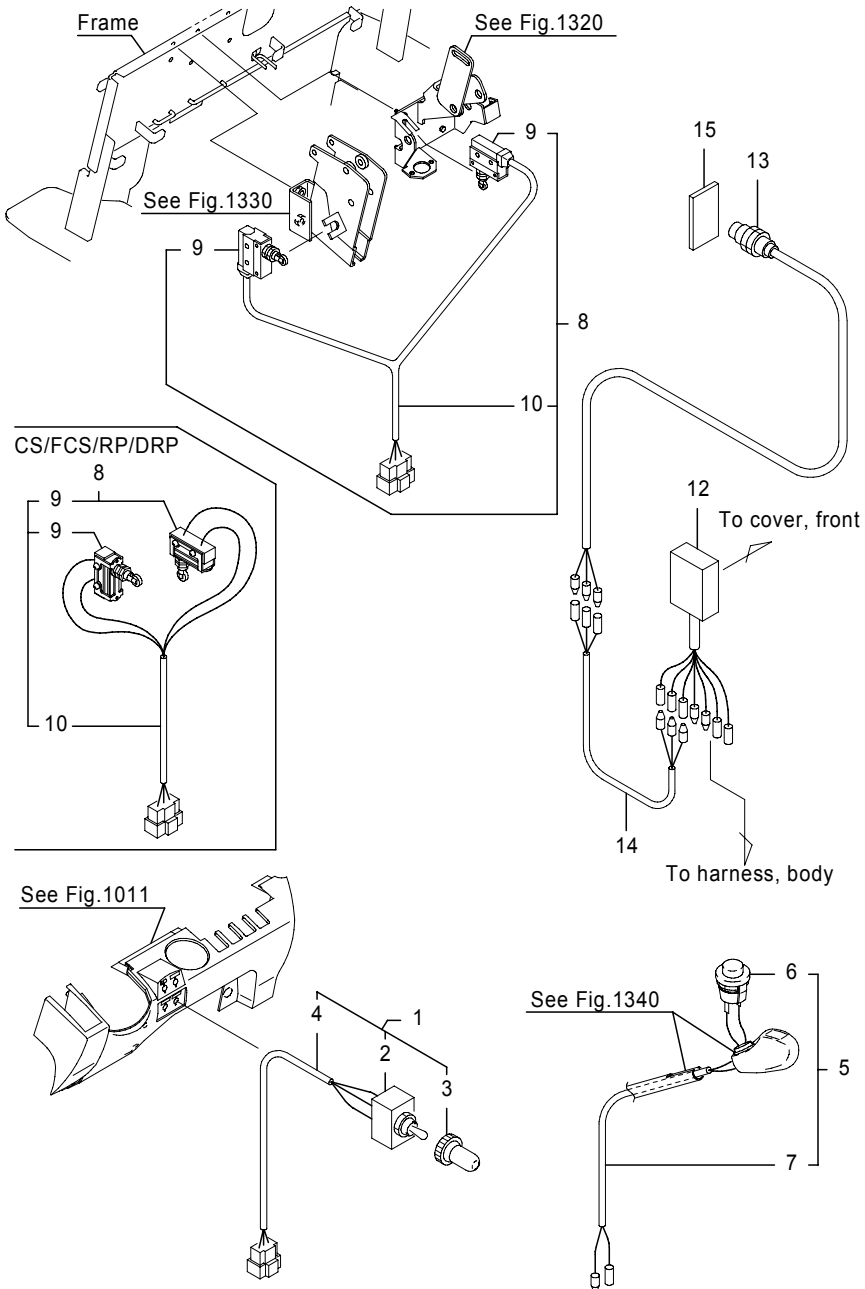


Fig.4860A ELECTRIC PARTS 1  
 FB20P-28P(-241AC4968),30P(-251AC0696,251AC0715-0880)

(A)=FB20P (D)=FB30P  
 (B)=FB25P (E)=  
 (C)=FB28P (F)=

No.	Parts No.	Parts Name	(A)	(B)	(C)	(D)	(E)	(F)	i/a	Remarks
1	24300-38200	Switch comp., toggle	1	1	1	1				
	24300-38220	Switch comp., toggle	1	1	1	1				車検仕様
1-1	24300-38200	Switch comp., toggle	1	1	1	1			↑	小型車検
	(A=241AC2244-)(B=241AC2244-)(C=241AC2244-)(D=251AC0238-)									
	24300-38220	Switch comp., toggle	1	1	1	1			↑	新小型車検
	(A=241AC2244-)(B=241AC2244-)(C=241AC2244-)(D=251AC0238-)									
1	24300-38200	Switch comp., toggle	1	1	1	1				H18年対応車検仕様
	(A=241AC3661-)(B=241AC3661-)(C=241AC3661-)(D=251AC0401-)									
2	35620-00020	Switch, toggle	1	1	1	1				
	1910-43011	Switch, toggle	1	1	1	1				車検仕様
2-1	35620-00020	Switch, toggle	1	1	1	1			↑	小型車検
	(A=241AC2244-)(B=241AC2244-)(C=241AC2244-)(D=251AC0238-)									
	1910-43011	Switch, toggle	1	1	1	1			↑	新小型車検
	(A=241AC2244-)(B=241AC2244-)(C=241AC2244-)(D=251AC0238-)									
2	35620-00020	Switch, toggle	1	1	1	1				H18年対応車検仕様
	(A=241AC3661-)(B=241AC3661-)(C=241AC3661-)(D=251AC0401-)									
3	1910-43012	Cap, water resistant	1	1	1	1				
4	24300-38210	Harness, toggle	1	1	1	1				
	24300-38230	Harness, toggle	1	1	1	1				車検仕様
4-1	24300-38210	Harness, toggle	1	1	1	1			↑	小型車検
	(A=241AC2244-)(B=241AC2244-)(C=241AC2244-)(D=251AC0238-)									
	24300-38230	Harness, toggle	1	1	1	1			↑	新小型車検
	(A=241AC2244-)(B=241AC2244-)(C=241AC2244-)(D=251AC0238-)									
4	24300-38210	Harness, toggle	1	1	1	1				H18年対応車検仕様
	(A=241AC3661-)(B=241AC3661-)(C=241AC3661-)(D=251AC0401-)									
5	24300-38240	Switch comp., push	1	1	1	1				
6	35610-35950	Switch, push	1	1	1	1				
7	24300-38250	Harness, horn switch	1	1	1	1				
8	24801-10600	Switch comp., brake	1	1	1	1				
8-1	24801-10601	Switch comp., brake	1	1	1	1			↑	
	(A=241AC3673-)(B=241AC3673-)(C=241AC3673-)(D=251AC0403-)									
8	24801-10610	Switch comp., brake	1	1	1	1				CS/FCS/RP/DRP
	24801-10601	Switch comp., brake	1	1	1	1				H18年対応車検-Std
	(A=241AC3661-)(B=241AC3661-)(C=241AC3661-)(D=251AC0401-)									

Note : \*1:w/laser pointer

Fig.4860A ELECTRIC PARTS 1  
 FB20P-28P(-241AC4968),30P(-251AC0696,251AC0715-0880)

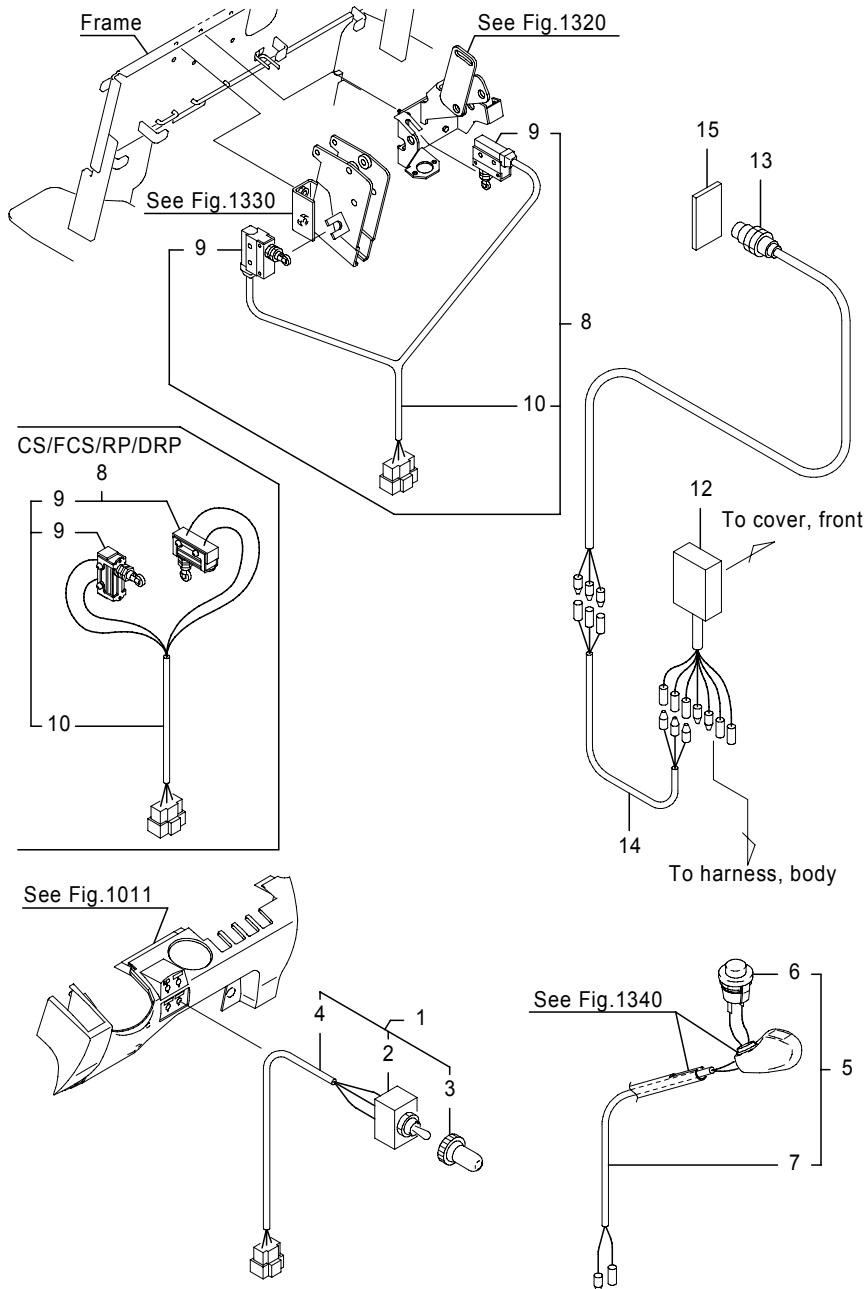


Fig.4860A ELECTRIC PARTS 1  
 FB20P-28P(-241AC4968),30P(-251AC0696,251AC0715-0880)

(A)=FB20P (D)=FB30P  
 (B)=FB25P (E)=  
 (C)=FB28P (F)=

No.	Parts No.	Parts Name	(A)	(B)	(C)	(D)	(E)	(F)	i/a	Remarks
9-1	1910-42002	Switch, micro (A=241AC2623-)(B=241AC2623-)(C=241AC2623-)(D=251AC0272-)	1	1	1	1			↙	for foot
9-2	35210-02030	Switch, micro (A=241AC3673-)(B=241AC3673-)(C=241AC3673-)(D=251AC0403-)	1	1	1	1			↙	for foot
9-1	35210-00600	Switch, micro (A=241AC2623-)(B=241AC2623-)(C=241AC2623-)(D=251AC0272-)	1	1	1	1			↙	for parking
9-2	70000-60270	Switch, micro (A=241AC3598-)(B=241AC3598-)(C=241AC3598-)(D=251AC0388-)	1	1	1	1			↙	for parking
9	35210-00630	Switch, micro	2	2	2	2				CS/FCS/RP/DRP
9-1	54000-49550	Switch, micro (A=241AC3361-)(B=241AC3361-)(C=241AC3361-)(D=251AC0351-)	2	2	2	2			↙	CS/FCS/RP/DRP
9	35210-02030	Switch, micro (A=241AC3661-)(B=241AC3661-)(C=241AC3661-)(D=251AC0401-)	1	1	1	1				for foot,H18年対応車検-Std
9-2	70000-60270	Switch, micro (A=241AC3661-)(B=241AC3661-)(C=241AC3661-)(D=251AC0401-)	1	1	1	1				for parking,H18年対応車検-Std
10	24801-10620	Harness, brake	1	1	1	1				
12	24200-42230	Controller ass'y (A=241AC2244-)(B=241AC2244-)(C=241AC2244-)(D=251AC0238-)	1	1	1	1				*1
13	39530-02640	Sensor, magnetic (A=241AC2244-)(B=241AC2244-)(C=241AC2244-)(D=251AC0238-)	1	1	1	1				*1
	39530-02650	Sensor, magnetic (A=241AC2244-)(B=241AC2244-)(C=241AC2244-)(D=251AC0238-)	1	1	1	1				*1,CS/FCS/RP/DRP
14	24801-28330	Harness, accessory (A=241AC2244-)(B=241AC2244-)(C=241AC2244-)(D=251AC0238-)	1	1	1	1				*1
14-1	24800-81382	Harness, accessory (A=241AC****-)(B=241AC****-)(C=241AC****-)(D=251AC****-)	1	1	1	1			↙	*1
14	24800-81382	Harness, head guard (A=241AC3661-)(B=241AC3661-)(C=241AC3661-)(D=251AC0401-)	1	1	1	1				*1,H18年対応車検仕様
15	32390-11450	Magnet, rubber (A=241AC2244-)(B=241AC2244-)(C=241AC2244-)(D=251AC0238-)	1	1	1	1				*1

Note : \*1:w/laser pointer

Fig.4860B ELECTRIC PARTS 1  
 FB20P-28P(241AC4969-,241AC5274-6265)

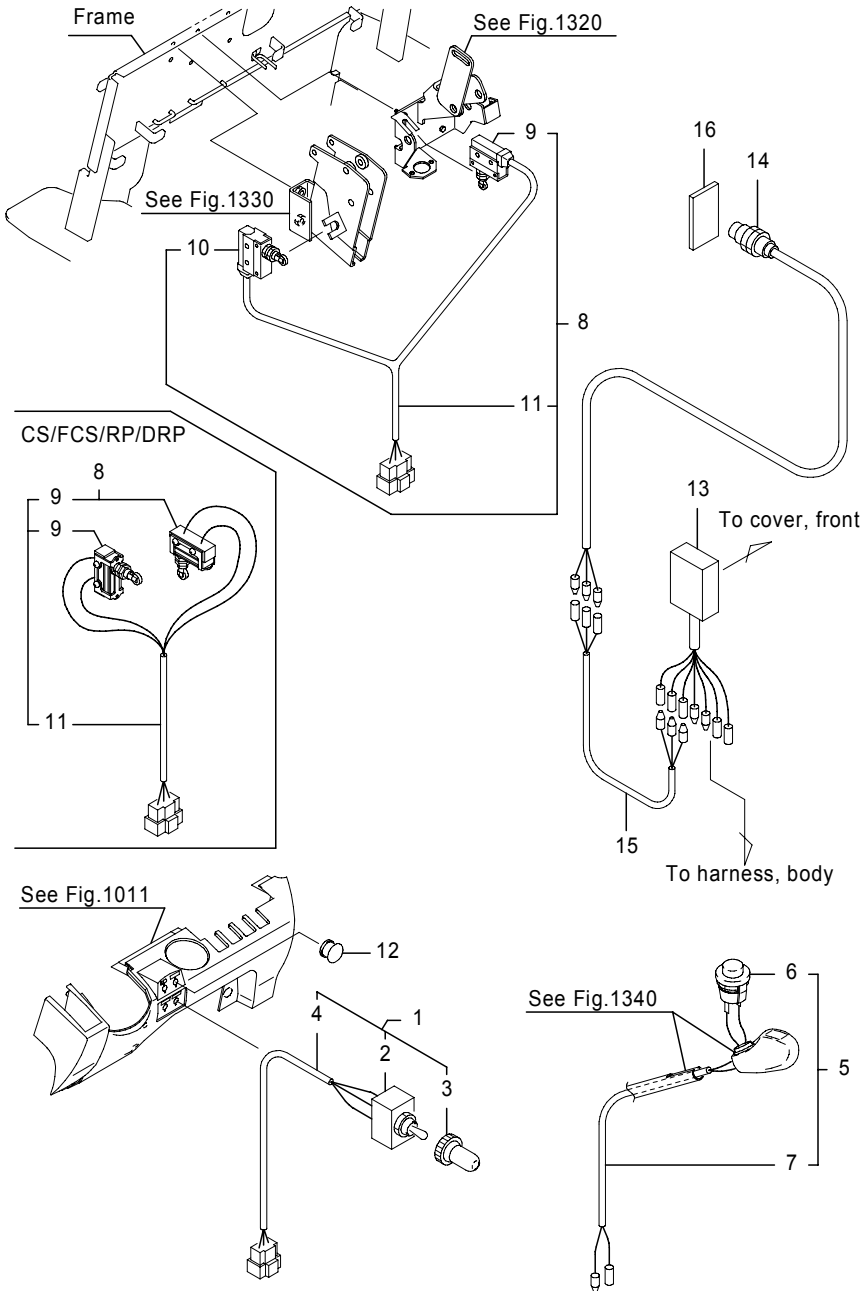


Fig.4860B ELECTRIC PARTS 1  
 FB20P-28P(241AC4969-,241AC5274-6265)

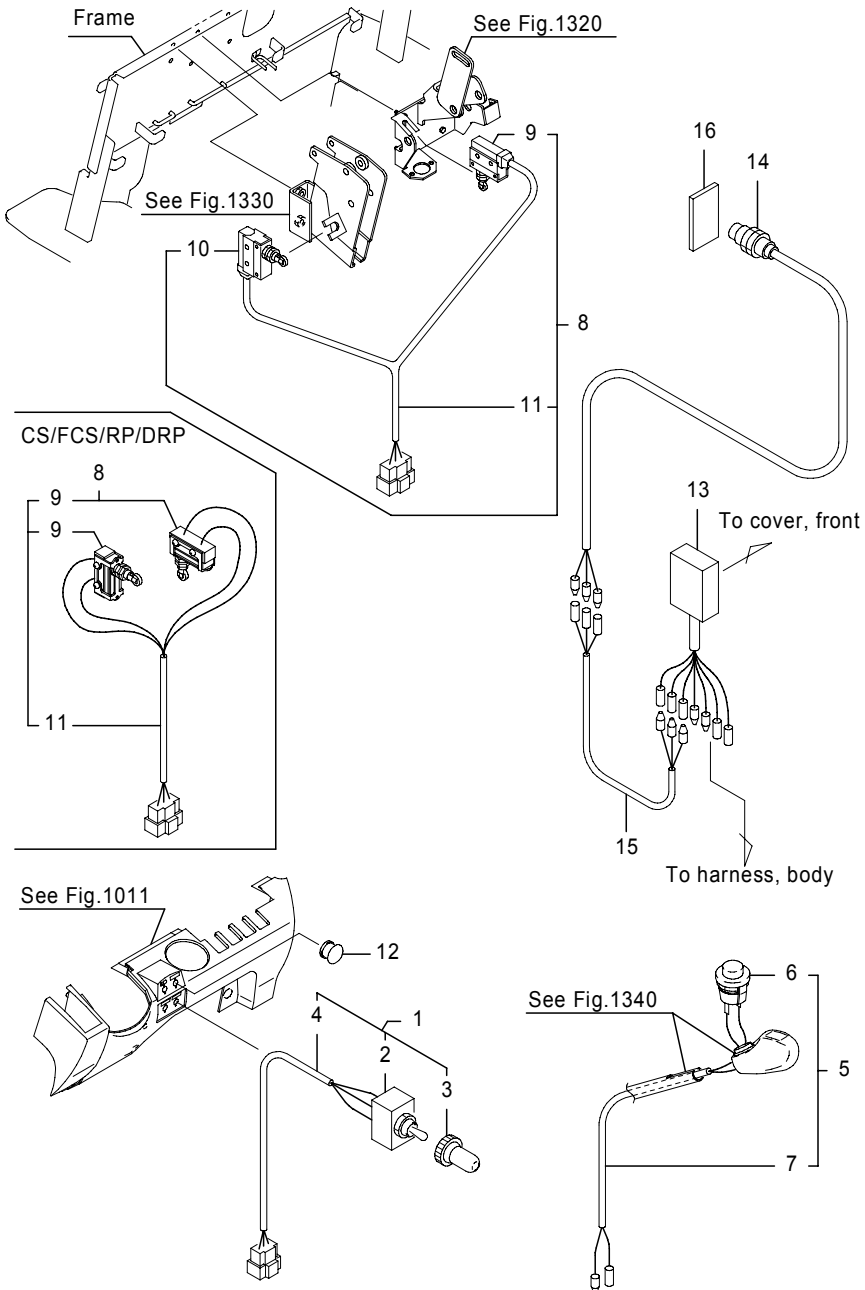
(A)=FB20P (D)=FB30P  
 (B)=FB25P (E)=  
 (C)=FB28P (F)=

No.	Parts No.	Parts Name	(A)	(B)	(C)	(D)	(E)	(F)	i/a	Remarks
1	24300-38200	Switch comp., toggle	1	1	1					
2	35610-36260	Switch, toggle	1	1	1					
3	1910-43012	Cap, water resistant	1	1	1					
4	24300-38210	Harness, toggle	1	1	1					
5	24300-38240	Switch comp., push	1	1	1					
6	35610-35950	Switch, push	1	1	1					
7	24300-38250	Harness, horn switch	1	1	1					
8	24801-10601	Switch comp., brake	1	1	1					
	24801-10610	Switch comp., brake	1	1	1					CS/FCS/RP/DRP
9	35210-02030	Switch, micro	1	1	1					for foot
	54000-49550	Switch, micro	2	2	2					CS/FCS/RP/DRP
10	70000-60270	Switch, micro	1	1	1					for parking
11	24801-10620	Harness, brake	1	1	1					
12	32290-00650	Cap	1	1	1					w.o/laser pointer
	(A=-241AC5552)(B=-241AC5552)(C=-241AC5552)									
13	24200-42230	Controller ass'y	1	1	1					*1
14	39530-02640	Sensor, magnetic	1	1	1					*1
	39530-02650	Sensor, magnetic	1	1	1					*1,CS/FCS/RP/DRP
15	24800-81382	Harness, head guard	1	1	1					*1
16	32390-11450	Magnet, rubber	1	1	1					*1

Note : \*1:w/laser pointer

### Fig.4860C ELECTRIC PARTS 1

[CAN],FB20P-28P(241AC5199-5273),30P(251AC0697-0714)



### Fig.4860C ELECTRIC PARTS 1

[CAN],FB20P-28P(241AC5199-5273),30P(251AC0697-0714)

(A)=FB20P (D)=FB30P  
(B)=FB25P (E)=  
(C)=FB28P (F)=

No.	Parts No.	Parts Name	(A)	(B)	(C)	(D)	(E)	(F)	i/a	Remarks
1	24300-38200	Switch comp., toggle	1	1	1	1				
2	35610-36260	Switch, toggle	1	1	1	1				
3	1910-43012	Cap, water resistant	1	1	1	1				
4	24300-38210	Harness, toggle	1	1	1	1				
5	24300-38240	Switch comp., push	1	1	1	1				
6	35610-35950	Switch, push	1	1	1	1				
7	24300-38250	Harness, horn switch	1	1	1	1				
8	24801-10601	Switch comp., brake	1	1	1	1				
	24801-10610	Switch comp., brake	1	1	1	1				CS/FCS/RP/DRP
9	35210-02030	Switch, micro	1	1	1	1				for foot
	54000-49550	Switch, micro	2	2	2	2				CS/FCS/RP/DRP
10	70000-60270	Switch, micro	1	1	1	1				for parking
11	24801-10620	Harness, brake	1	1	1	1				
12	32290-00650	Cap	1	1	1	1				w.o/laser pointer
	(A=-241AC5552)(B=-241AC5552)(C=-241AC5552)(D=-251AC0753)									
13	24200-42230	Controller ass'y	1	1	1	1				*1
14	39530-02640	Sensor, magnetic	1	1	1	1				*1
	39530-02650	Sensor, magnetic	1	1	1	1				*1,CS/FCS/RP/DRP
15	24800-81382	Harness, head guard	1	1	1	1				*1
16	32390-11450	Magnet, rubber	1	1	1	1				*1

Note : \*1:w/laser pointer

Fig.4860D ELECTRIC PARTS 1  
 [CAN/OIS],FB20P-28P(241AC6266-),30P(251AC0881-)

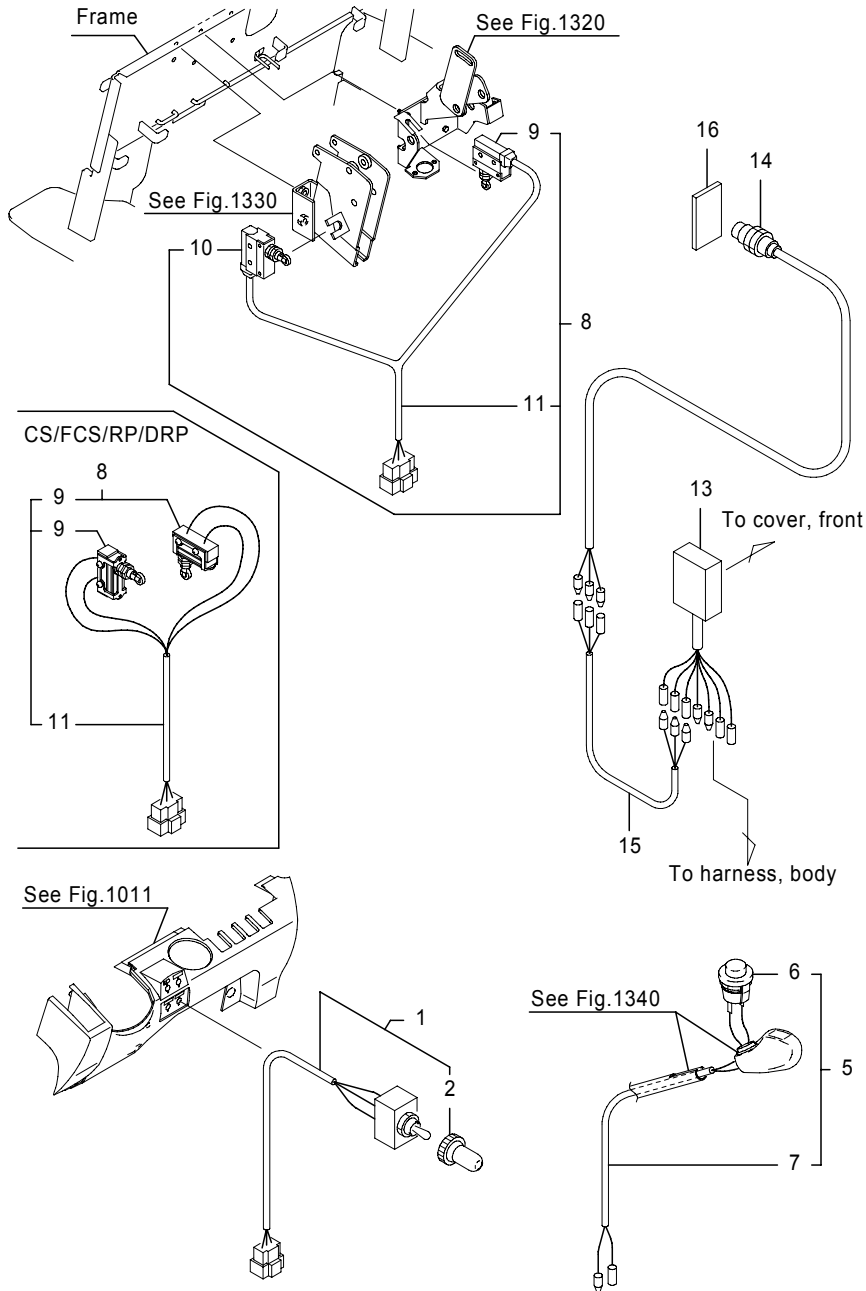


Fig.4860D ELECTRIC PARTS 1  
 [CAN/OIS],FB20P-28P(241AC6266-),30P(251AC0881-)

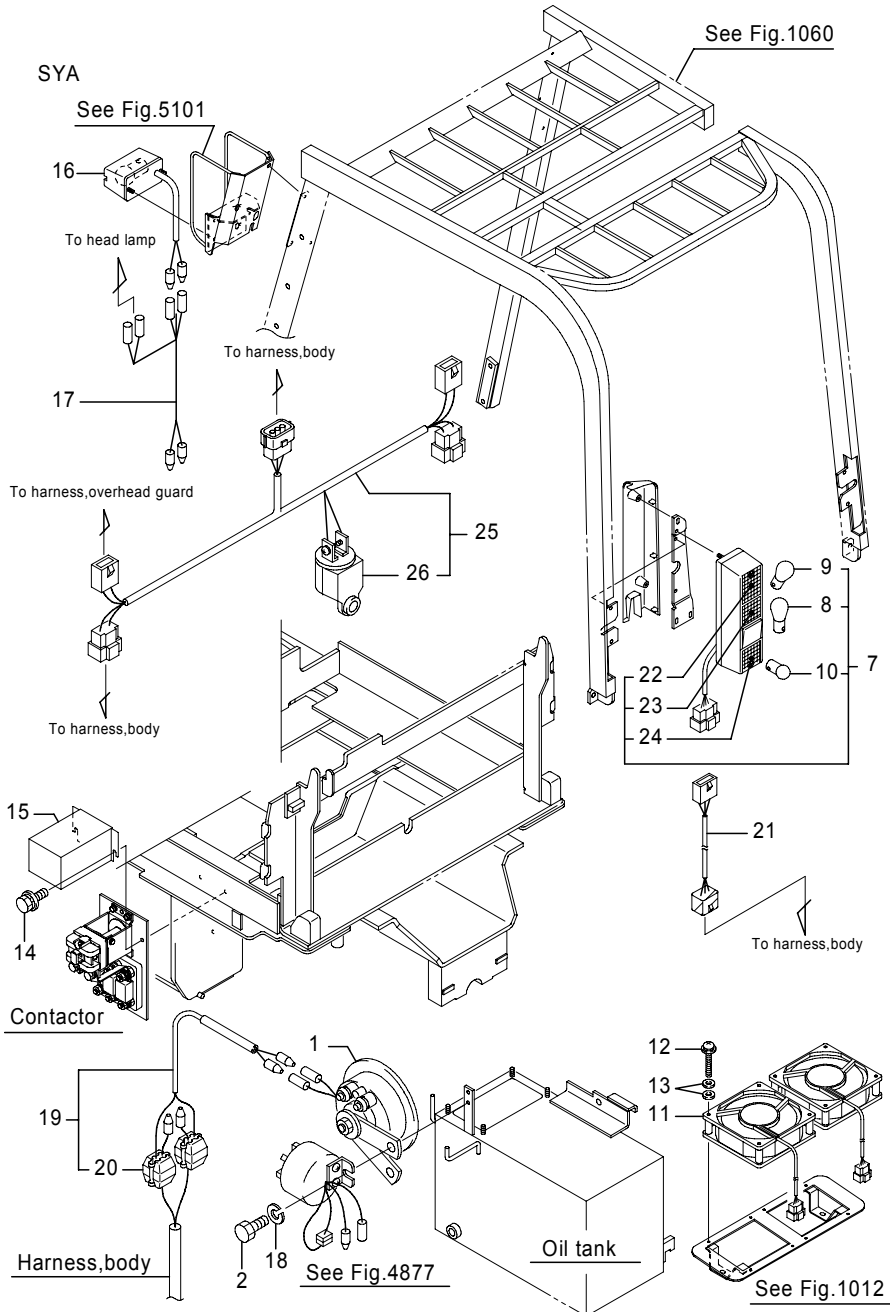
(A)=FB20P (D)=FB30P  
 (B)=FB25P (E)=  
 (C)=FB28P (F)=

No.	Parts No.	Parts Name	(A)	(B)	(C)	(D)	(E)	(F)	i/a	Remarks
1	54000-68260	Switch comp., toggle	1	1	1	1				
2	1910-43012	Cap, water resistant	1	1	1	1				
5	24300-38240	Switch comp., push (A=241AC6621)(B=241AC6621)(C=241AC6621)(D=251AC0962)	1	1	1	1				
6	35610-35950	Switch, push	1	1	1	1				
7	24300-38250	Harness, horn switch	1	1	1	1				
8	24801-10601	Switch comp., brake	1	1	1	1				
	24801-10610	Switch comp., brake	1	1	1	1				CS/FCS/RP/DRP
9	35210-02030	Switch, micro	1	1	1	1				for foot
	54000-49550	Switch Comp., micro	2	2	2	2				CS/FCS/RP/DRP
10	70000-60270	Switch, micro	1	1	1	1				for parking
11	24801-10620	Harness, brake	1	1	1	1				
13	24200-42230	Controller ass'y	1	1	1	1				*1
14	39530-02640	Sensor, magnetic	1	1	1	1				*1
	39530-02650	Sensor, magnetic	1	1	1	1				*1,CS/FCS/RP/DRP
15	24800-81382	Harness, head guard	1	1	1	1				*1
16	32390-11450	Magnet, rubber	1	1	1	1				*1

Note : \*1:w/laser pointer

# Fig.4861A ELECTRIC PARTS 2

FB20P-28P(-241AC4968),30P(-251AC0696,251AC0715-0880)



485-5630-02A  
(485-5630)

# Fig.4861A ELECTRIC PARTS 2

FB20P-28P(-241AC4968),30P(-251AC0696,251AC0715-0880)

(A)=FB20P (D)=FB30P

(B)=FB25P (E)=

(C)=FB28P (F)=

No.	Parts No.	Parts Name	(A)	(B)	(C)	(D)	(E)	(F)	i/a	Remarks
1	36610-00690	Horn (A=-241AC4203)(B=-241AC4203)(C=-241AC4203)(D=-251AC0500)	1	1	1	1				
2	0010-08016	Bolt	2	2	2	2				
7	36410-07570	Lamp, rear combination	2	2	2	2				
	70000-70300	Lamp, rear combination (A=241AC3661-)(B=241AC3661-)(C=241AC3661-)(D=251AC0401-)	2	2	2	2				H18年対応車検仕様
8	36430-00400	Bulb (A=241AC3661-)(B=241AC3661-)(C=241AC3661-)(D=251AC0401-)	2	2	2	2				[60V/25/10W],For Tail & Stop
	70000-87040	Bulb (A=241AC3661-)(B=241AC3661-)(C=241AC3661-)(D=251AC0401-)	2	2	2	2				[48V/25/10W],For Tail&Stop,*1
9	36430-00390	Bulb	2	2	2	2				[56V/25W],For Turn signal
	70000-86920	Bulb (A=241AC3661-)(B=241AC3661-)(C=241AC3661-)(D=251AC0401-)	2	2	2	2				[48V/25W],For Turn signal,*1
10	36430-00410	Bulb	2	2	2	2				[56V/10W],For Back up lamp
	70000-86920	Bulb (A=241AC3661-)(B=241AC3661-)(C=241AC3661-)(D=251AC0401-)	2	2	2	2				[48V/10W],For Back up lamp,*1
11	70000-26510	Fan	2	2	2	2				
	70000-21540	Fan	2	2						U
12	0075-04045	Screw, w/washers	8	8	8	8				
13	0000-72004	Washer, plain (A=-241AC1868)(B=-241AC1868)(C=-241AC1868)(D=-251AC0184)	16	16	16	16				
14	0016-08016	Bolt, w/washers	3	3	3	3				
14-1	0016-06016	Bolt, w/washers (A=241AC1869-)(B=241AC1869-)(C=241AC1869-)(D=251AC0185-)	3	3	3	3				↑
15	24801-26871	Cover, contactor (A=-241AC2765)(B=-241AC2765)(C=-241AC2765)(D=-251AC0286)	1	1	1	1				CS/FCS,CD,RP/DRP,DP
16	36410-07420	Lamp, clearance	2	2	2	2				[60V/10W,G18],車検仕様
16-1	36410-07420	Lamp, clearance (A=241AC5352-)(B=241AC5352-)(C=241AC5352-)(D=251AC0238-)	2	2	2	2				↓ [60V/10W,G18],新小型,*2
17	24801-11030	Harness, clearance	2	2	2	2				車検仕様
17-1	24801-11030	Harness, clearance (A=241AC5352-)(B=241AC5352-)(C=241AC5352-)(D=251AC0238-)	2	2	2	2				↓ 新小型車検,*2
18	0000-70008	Washer, lock	2	2	2	2				
19	54000-42100	Harness, horn (A=241AC2244-)(B=241AC2244-)(C=241AC2244-)(D=251AC0238-)	1	1	1	1				新小型車検/小型車検

Note : SYA=inspection type,inspection type(Only Japan)

\*1:H18年対応inspection type,inspection type(Only Japan)

\*2:w.o/H18年対応inspection type,inspection type(Only Japan)

Fig.4861A ELECTRIC PARTS 2  
 FB20P-28P(-241AC4968),30P(-251AC0696,251AC0715-0880)

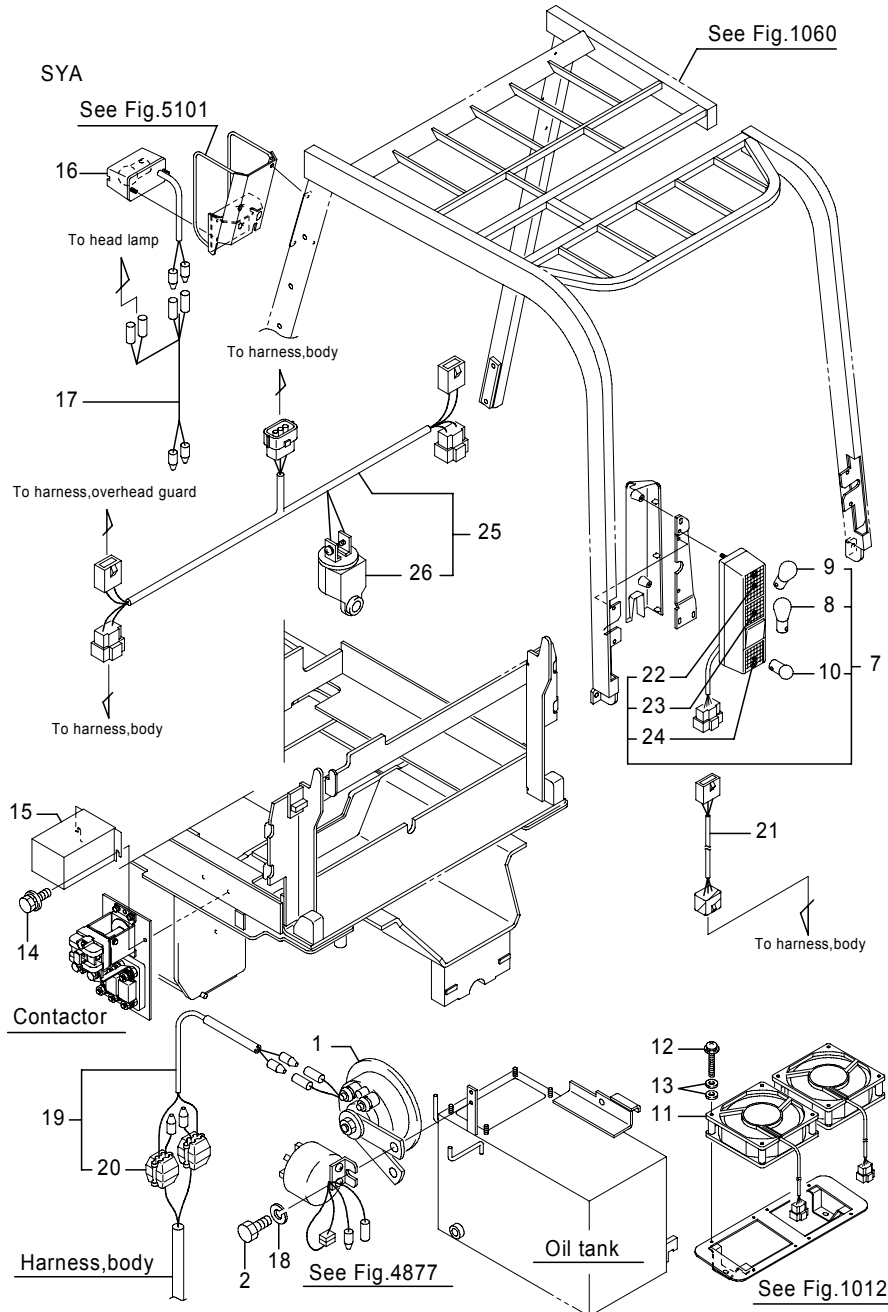


Fig.4861A ELECTRIC PARTS 2  
 FB20P-28P(-241AC4968),30P(-251AC0696,251AC0715-0880)

(A)=FB20P (D)=FB30P  
 (B)=FB25P (E)=  
 (C)=FB28P (F)=

No.	Parts No.	Parts Name	(A)	(B)	(C)	(D)	(E)	(F)	i/a	Remarks
20	70000-12510 (A=241AC2244-)(B=241AC2244-)(C=241AC2244-)(D=251AC0238-)	Terminal, splice	2	2	2	2				新小型車検/小型車検
21	54000-88530 (A=241AC3661-)(B=241AC3661-)(C=241AC3661-)(D=251AC0401-)	Harness, rear combi lamp	2	2	2	2				H18年対応車検仕様
22	70000-86860	Lens, rear combination	2	2	2	2				Abmer,*1
23	70000-86870	Lens, rear combination	2	2	2	2				Red,*1
24	70000-86880	Lens, rear combination	2	2	2	2				Clear,*1
25	54000-88471 (A=241AC****-)(B=241AC****-)(C=241AC****-)(D=251AC****-)	Harness, license	1	1	1	1				H18年対応車検仕様
25-1	54000-88472 (D=251AC0697-)	Harness, license					1		×	H18年対応車検仕様
25-2	54000-88473 (D=251AC0719-)	Harness, license					1		↑	H18年対応車検仕様
26	1913-07001 (A=241AC****-)(B=241AC****-)(C=241AC****-)(D=251AC****-)	Flasher UNIT	1	1	1	1				H18年対応車検仕様
26-1	70001-23070 (D=251AC0697-)	Flasher UNIT					1		×	H18年対応車検仕様

Note : SYA=inspection type,inspection type(Only Japan)  
 \*1:H18年対応inspection type,inspection type(Only Japan)  
 \*2:w.o/H18年対応inspection type,inspection type(Only Japan)

485-5630-02A  
 (485-5630)

Fig.4861B ELECTRIC PARTS 2  
FB20P-28P(241AC4969-,241AC5274-6265)

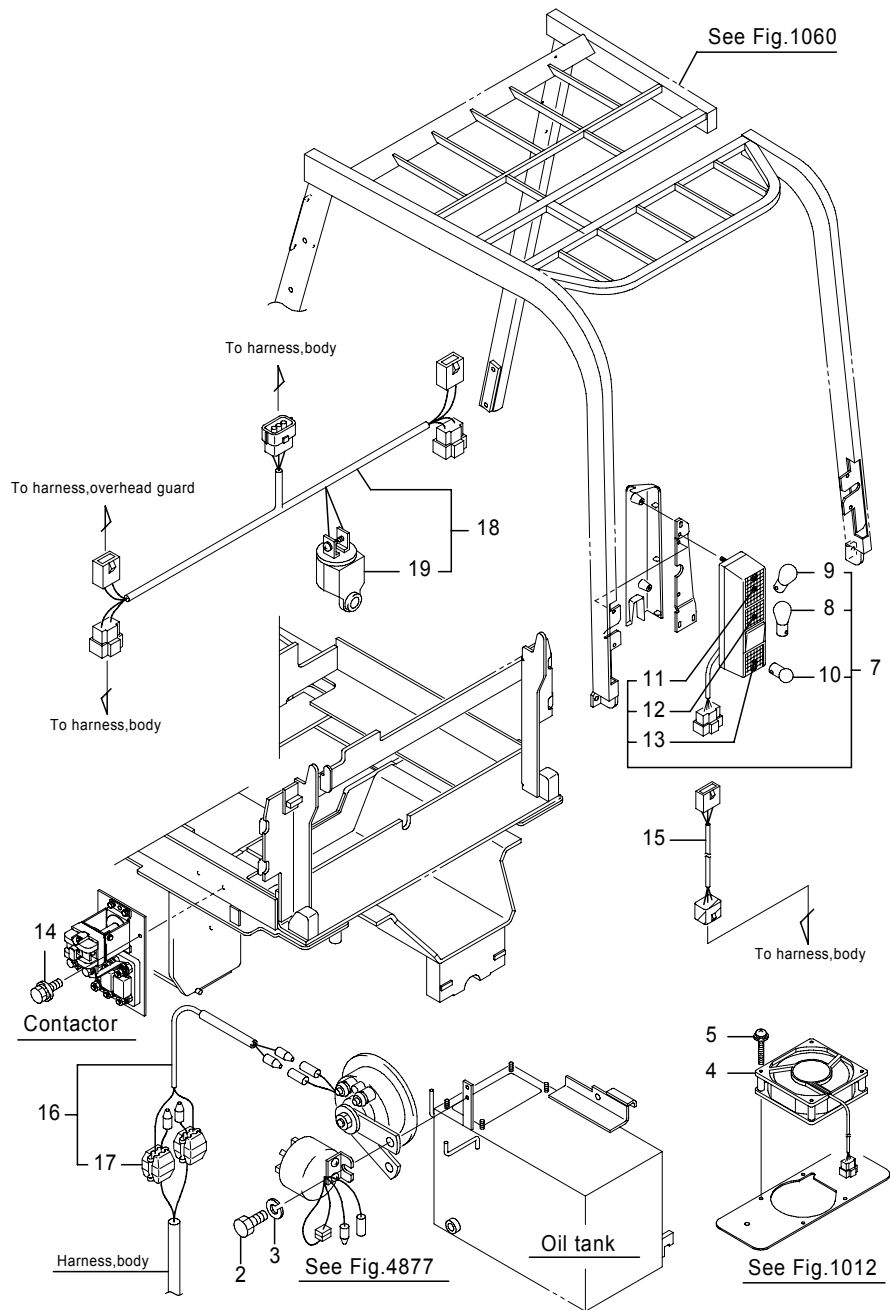


Fig.4861B ELECTRIC PARTS 2  
FB20P-28P(241AC4969-,241AC5274-6265)

(A)=FB20P (D)=FB30P  
(B)=FB25P (E)=  
(C)=FB28P (F)=

No.	Parts No.	Parts Name	(A)	(B)	(C)	(D)	(E)	(F)	i/a	Remarks
2	0010-08016	Bolt	2	2	2					
3	0000-70008	Washer, lock	2	2	2					
4	70001-06890	Fan	1	1	1					
		(A=-241AC5807)(B=-241AC5807)(C=-241AC5807)(D=-251AC0785)								
	70000-26511	Fan	(1)	(1)	(1)					
	70000-87970	Fan	1	1						U
4-1	70000-21541	Fan	1	1						U
		(A=241AC5036-)(B=241AC5036-)								
5	0075-04045	Screw, w/washers	8	8	8					
7	36410-07570	Lamp, rear combination	2	2	2					
	70000-70300	Lamp, rear combination	2	2	2					H18年対応車検仕様
8	36430-00400	Bulb	2	2	2					[60V/25/10W],For Tail & Stop
	70000-87040	Bulb	2	2	2					[48V/25/10W],For Tail&Stop,*1
9	36430-00390	Bulb	2	2	2					[56V/25W],For Turn signal
	70000-86920	Bulb	2	2	2					[48V/25W],For Turn signal,*1
10	36430-00410	Bulb	2	2	2					[56V/10W],For Back up lamp
	70000-86920	Bulb	2	2	2					[48V/10W],For Back up lamp,*1
11	70000-86860	Lens, rear combination	2	2	2					Abmer
	70000-86890	Lens, rear combination	2	2	2					Abmer,*1
12	70000-86870	Lens, rear combination	2	2	2					Red
	70000-86900	Lens, rear combination	2	2	2					Red,*1
13	70000-86880	Lens, rear combination	2	2	2					Clear
	70000-86910	Lens, rear combination	2	2	2					Clear,*1
14	0016-06016	Bolt, w/washers	3	3	3					
15	54000-88530	Harness, rear combi lamp	2	2	2					H18年対応車検仕様
16	54000-42100	Harness, horn	1	1	1					H18年対応車検仕様
17	70000-12510	Terminal, splice	2	2	2					H18年対応車検仕様
18	54000-88471	Harness, license	1	1	1					H18年対応車検仕様
18-1	54000-88472	Harness, license	1	1	1				×	H18年対応車検仕様
		(A=241AC5198-)(B=241AC5198-)(C=241AC5198-)								
18-2	54000-88473	Harness, license	1	1	1				⌊	H18年対応車検仕様
		(A=241AC5322-)(B=241AC5322-)(C=241AC5322-)								
19	1913-07001	Flasher UNIT	1	1	1					H18年対応車検仕様
19-1	70001-23070	Flasher UNIT	1	1	1				×	H18年対応車検仕様
		(A=241AC5198-)(B=241AC5198-)(C=241AC5198-)								

Note : SYA=inspection type,inspection type(Only Japan)

\*1:H18年対応inspection type,inspection type(Only Japan)



### Fig.4861C ELECTRIC PARTS 2

[CAN],FB20P-28P(241AC5199-5273),30P(251AC0697-0714)

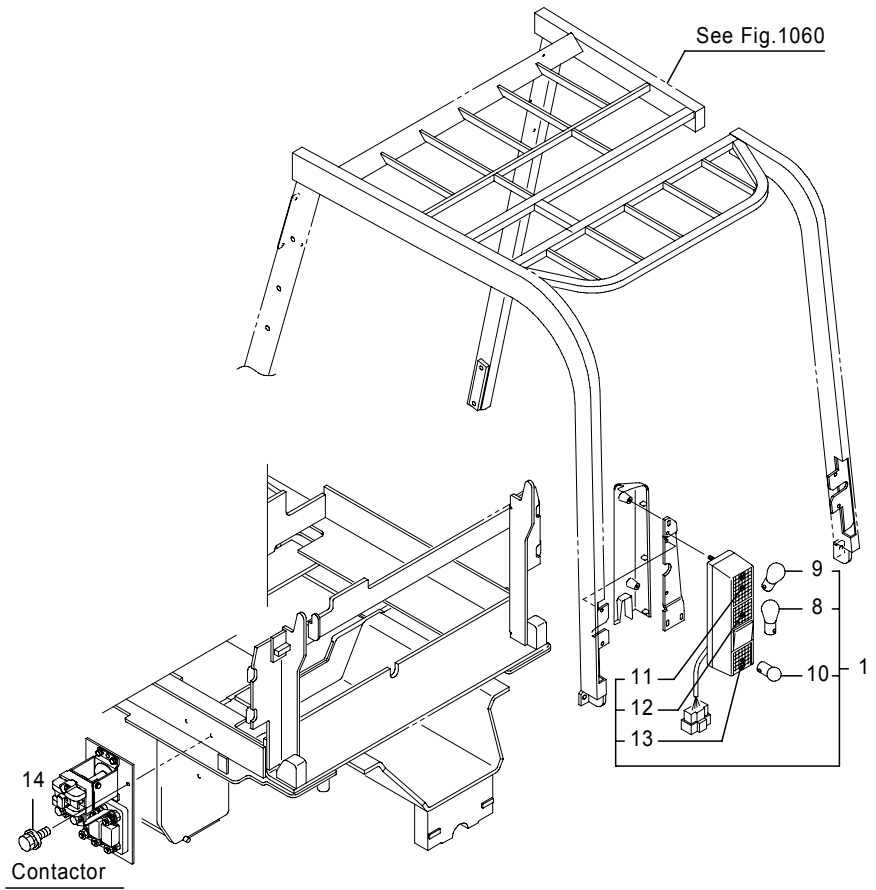
### Fig.4861C ELECTRIC PARTS 2

[CAN],FB20P-28P(241AC5199-5273),30P(251AC0697-0714)

(A)=FB20P (D)=FB30P

(B)=FB25P (E)=

(C)=FB28P (F)=



No.	Parts No.	Parts Name	(A)	(B)	(C)	(D)	(E)	(F)	i/a	Remarks
1	36410-07570	Lamp, rear combination	2	2	2	2				
2	0010-08016	Bolt	2	2	2	2				
3	0000-70008	Washer, lock	2	2	2	2				
4	70001-26220	Fan	1	1	1	1				
5	0075-04045	Screw, w/washers	8	8	8	8				
8	36430-00400	Bulb	2	2	2	2				[60V/25/10W],For Tail & Stop
9	36430-00390	Bulb	2	2	2	2				[56V/25W],For Turn signal
10	36430-00410	Bulb	2	2	2	2				[56V/10W],For Back up lamp
11	70000-86860	Lens, rear combination	2	2	2	2				Abmer
12	70000-86870	Lens, rear combination	2	2	2	2				Red
13	70000-86880	Lens, rear combination	2	2	2	2				Clear
14	0016-06016	Bolt, w/washers	3	3	3	3				

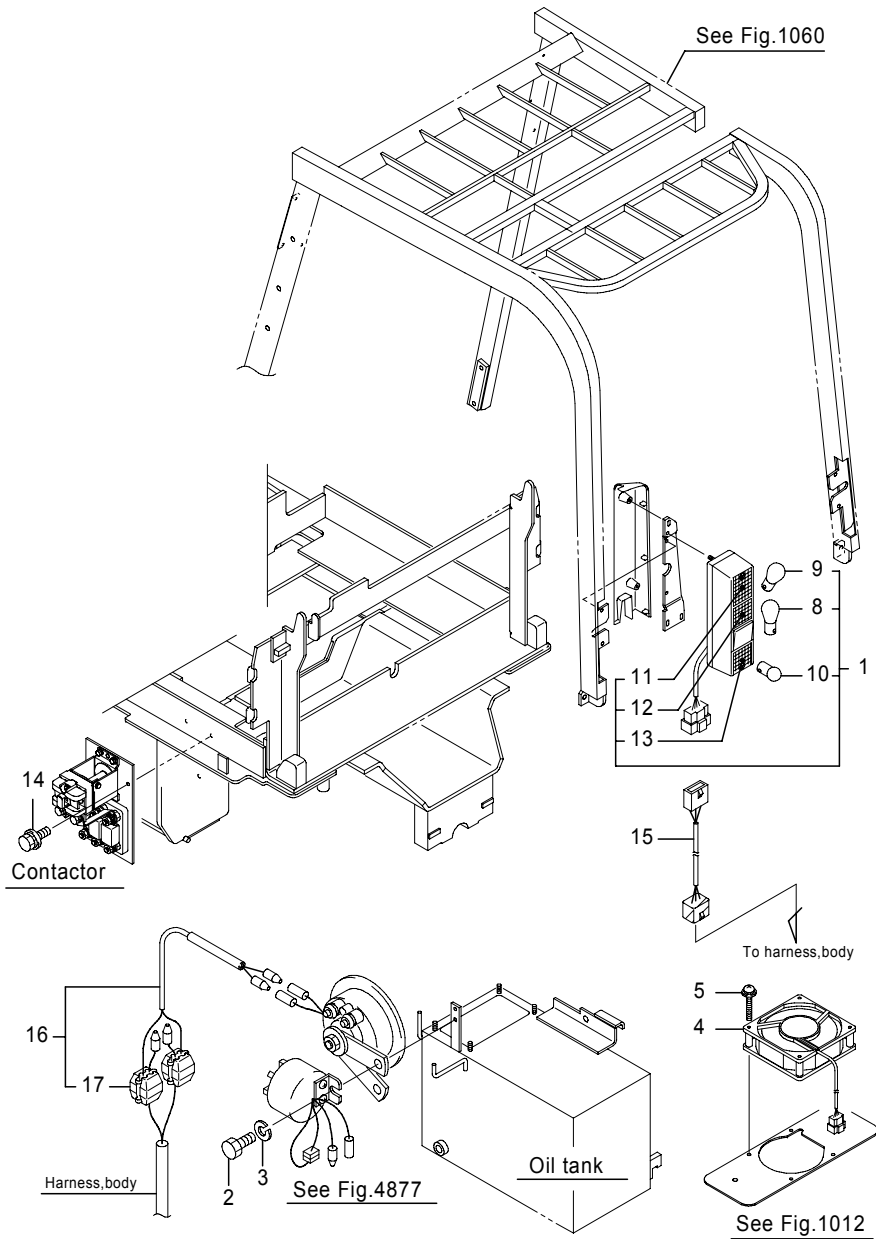
Note :

465-8840-11  
(465-8840)

Fig.4861D ELECTRIC PARTS 2  
 [CAN/OIS],FB20P-28P(241AC6266-),30P(251AC0881-)

Fig.4861D ELECTRIC PARTS 2  
 [CAN/OIS],FB20P-28P(241AC6266-),30P(251AC0881-)

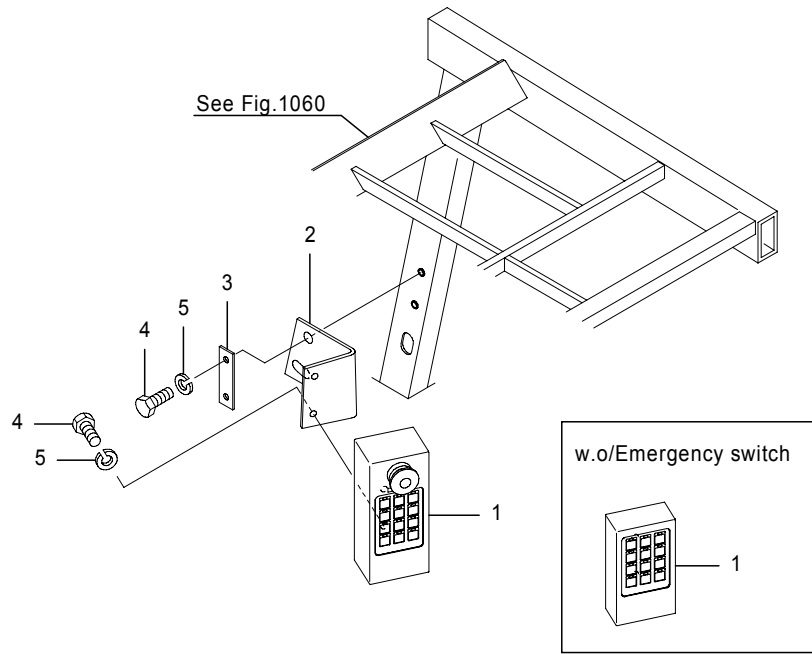
(A)=FB20P (D)=FB30P  
 (B)=FB25P (E)=  
 (C)=FB28P (F)=



No.	Parts No.	Parts Name	(A)	(B)	(C)	(D)	(E)	(F)	i/a	Remarks
1	36410-07570	Lamp, rear combination	2	2	2	2				
	70000-70300	Lamp, rear combination	2	2	2	2				車検仕様
2	0010-08016	Bolt	2	2	2	2				
3	0000-70008	Washer, lock	2	2	2	2				
4	70001-30010	Fan	1	1	1	1				Nippon servo
	70001-26220	Fan	1	1	1	1				Sanyo denki
5	0075-04045	Screw, w/washers	8	8	8	8				
8	36430-00400	Bulb	2	2	2	2				[60V/25/10W],For Tail & Stop
	70000-87040	Bulb	2	2	2	2				車検仕様,[25/10WH]
9	36430-00390	Bulb	2	2	2	2				[56V/25W],For Turn signal
	70000-86920	Bulb	2	2	2	2				車検仕様,[48V/25W]
10	36430-00410	Bulb	2	2	2	2				[56V/10W],For Back up lamp
	70000-86920	Bulb	2	2	2	2				車検仕様,[48V/25W]
11	70000-86860	Lens, rear combination	2	2	2	2				Abmer
	70000-86890	Lens, rear combination	2	2	2	2				車検仕様,Red
12	70000-86870	Lens, rear combination	2	2	2	2				Red
	70000-86900	Lens, rear combination	2	2	2	2				車検仕様,Abmer
13	70000-86880	Lens, rear combination	2	2	2	2				Clear
	70000-86910	Lens, rear combination	2	2	2	2				車検仕様,Clear
14	0016-06016	Bolt, w/washers	3	3	3	3				
15	54000-72990	Harness, rear combi lamp	2	2	2	2				車検仕様
15-1	54001-58190	Harness, rear combi lamp	2	2	2	2				↑ 車検仕様 (A=241AC6622-)(B=241AC6622-)(C=241AC6622-)(D=251AC0963-)
16	54000-42100	Harness, horn	1	1	1	1				車検仕様
17	70000-12510	Terminal, splice	2	2	2	2				車検仕様

Note :

Fig.4862A1 ELECTRIC PARTS 3  
A.O.S(-221AE\*\*\*\*)



See Fig.2071, 2171

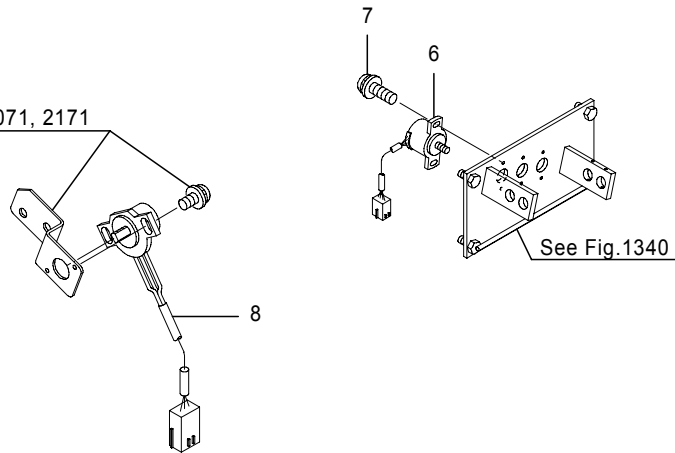


Fig.4862A1 ELECTRIC PARTS 3  
A.O.S(-221AE\*\*\*\*)

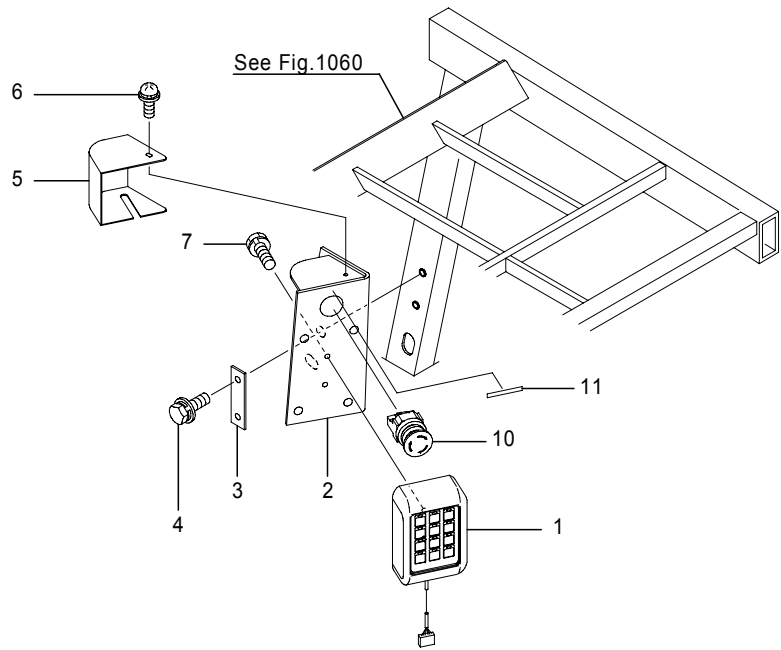
(A)=FB20P (D)=FB30P  
(B)=FB25P (E)=  
(C)=FB28P (F)=

No.	Parts No.	Parts Name	(A)	(B)	(C)	(D)	(E)	(F)	i/a	Remarks
1	24300-42280	Box ass'y, switch	1	1	1	1				w/Emergency switch, Japanese
	24300-42310	Box ass'y, switch	1	1	1	1				w/Emergency switch, English
	24300-42320	Box ass'y, switch	1	1	1	1				w.o/Emergency switch, Japanese
	24300-42350	Box ass'y, switch	1	1	1	1				w.o/Emergency switch, English
2	14401-07240	Bracket, switch	1	1	1	1				
3	14401-07250	Plate, switch	1	1	1	1				
4	0015-08020	Bolt	2	2	2	2				
	0000-71008	Washer, lock	2	2	2	2				
6	38920-00530	Potentionmeter	2	2	2	2				2 Spool
	38920-00530	Potentionmeter	3	3	3	3				3 Spool
7	0075-04016	Screw, w/washers	4	4	4	4				2 Spool
	0075-04016	Screw, w/washers	6	6	6	6				3 Spool
8	38920-00700	Potentionmeter	1	1	1	1				

Note :

Fig.4862A2 ELECTRIC PARTS 3

A.O.S(221AE\*\*\*\*-)



See Fig.2071, 2171

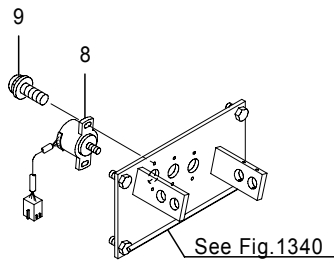
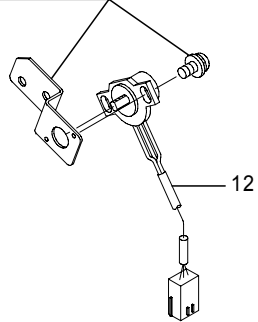


Fig.4862A2 ELECTRIC PARTS 3

A.O.S(221AE\*\*\*\*-)

(A)=FB20P (D)=FB30P

(B)=FB25P (E)=

(C)=FB28P (F)=

No.	Parts No.	Parts Name	(A)	(B)	(C)	(D)	(E)	(F)	i/a	Remarks
1	54001-21740	Box ass'y, switch	1	1	1	1				Japanese
1-1	54001-21741	Box ass'y, switch (A=221AE****-)(B=221AE****-)(C=221AE****-)(D=221AE****-)	1	1	1	1			↑	Japanese
1-2	54001-21742	Box ass'y, switch (A=221AE****-)(B=221AE****-)(C=221AE****-)(D=221AE****-)	1	1	1	1			↓	Japanese
1	54001-21750	Box ass'y, switch	1	1	1	1			×	English
1-1	54001-21751	Box ass'y, switch (A=221AE****-)(B=221AE****-)(C=221AE****-)(D=221AE****-)	1	1	1	1			↑	English
1-2	54001-21752	Box ass'y, switch (A=221AE****-)(B=221AE****-)(C=221AE****-)(D=221AE****-)	1	1	1	1			↑	English
1-3	54001-21753	Box ass'y, switch (A=221AE****-)(B=221AE****-)(C=221AE****-)(D=221AE****-)	1	1	1	1			↓	English
2	50006-50090	Bracket, switch	1	1	1	1				
3	14401-07250	Plate, switch	1	1	1	1				
4	0018-08025	Bolt, w/washers	2	2	2	2				
5	50006-50100	Cover, switch	1	1	1	1				
6	0076-05010	Screw, w/washers	1	1	1	1				
7	0019-06016	Bolt, w/washer	2	2	2	2				
8	38920-00530	Potentionmeter	2	2	2	2				2 Spool
	38920-00530	Potentionmeter	3	3	3	3				3 Spool
9	0075-04016	Screw, w/washers	4	4	4	4				2 Spool
	0075-04016	Screw, w/washers	6	6	6	6				3 Spool
10	54001-35430	Switch comp., emergency	1	1	1	1				
11	54000-18900	Label	1	1	1	1				Japanese
	54001-33840	Label	1	1	1	1				English
12	38920-00700	Potentionmeter	1	1	1	1				

Note :

Fig.4862B ELECTRIC PARTS 3  
A.O.S, CAN

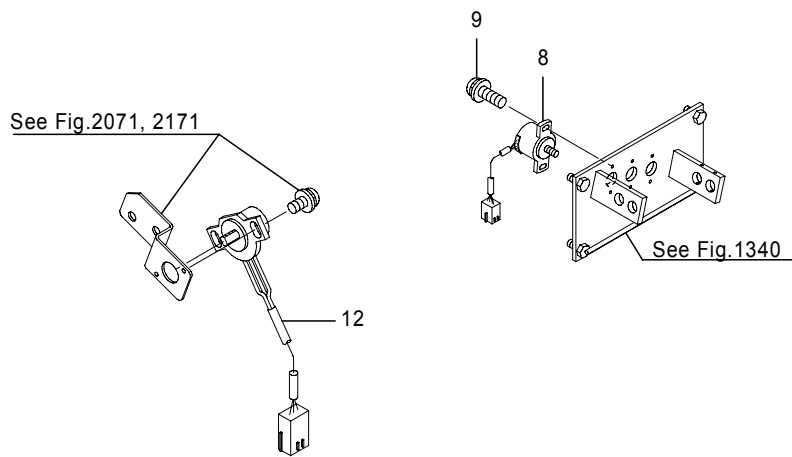
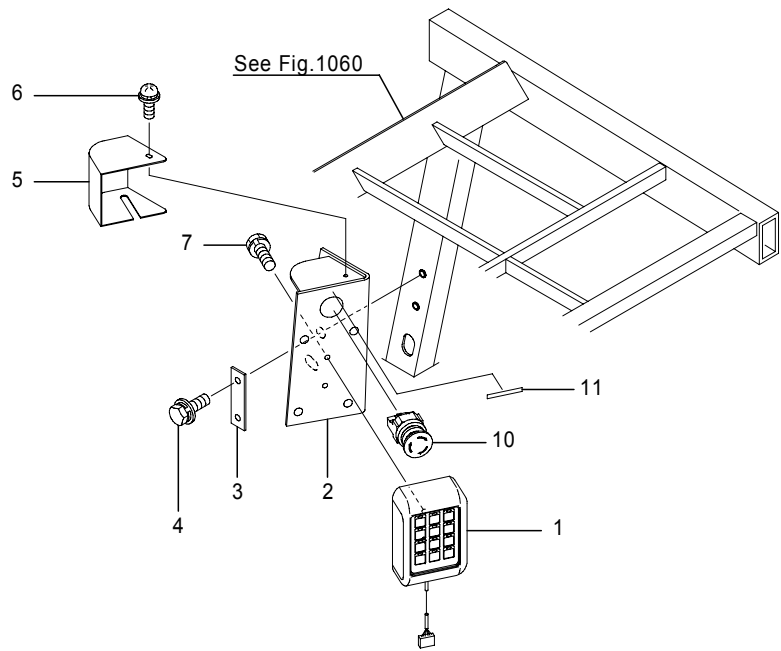


Fig.4862B ELECTRIC PARTS 3  
A.O.S, CAN

(A)=FB20P (D)=FB30P  
(B)=FB25P (E)=  
(C)=FB28P (F)=

No.	Parts No.	Parts Name	(A)	(B)	(C)	(D)	(E)	(F)	i/a	Remarks
1	54001-26890	Box ass'y, switch	1	1	1	1				Japanese
1-1	54001-26891	Box ass'y, switch (A=221AE****-)(B=221AE****-)(C=221AE****-)(D=221AE****-)	1	1	1	1			↑	Japanese
1-2	54001-26892	Box ass'y, switch (A=221AE****-)(B=221AE****-)(C=221AE****-)(D=221AE****-)	1	1	1	1			↓	Japanese
1	54001-12580	Box ass'y, switch	1	1	1	1				English
1-1	54001-12581	Box ass'y, switch (A=221AE****-)(B=221AE****-)(C=221AE****-)(D=221AE****-)	1	1	1	1			↑	English
1-2	54001-12582	Box ass'y, switch (A=221AE****-)(B=221AE****-)(C=221AE****-)(D=221AE****-)	1	1	1	1			↑	English
1-3	54001-12583	Box ass'y, switch (A=221AE****-)(B=221AE****-)(C=221AE****-)(D=221AE****-)	1	1	1	1			↓	English
2	50006-50090	Bracket, switch	1	1	1	1				
3	14401-07250	Plate, switch	1	1	1	1				
4	0018-08025	Bolt, w/washers	2	2	2	2				
5	50006-50100	Cover, switch	1	1	1	1				
6	0076-05010	Screw, w/washers	1	1	1	1				
7	0019-06016	Bolt, w/washer	2	2	2	2				
8	38920-00530	Potionmeter	2	2	2	2				2 Spool
	38920-00530	Potionmeter	3	3	3	3				3 Spool
9	0075-04016	Screw, w/washers	4	4	4	4				2 Spool
	0075-04016	Screw, w/washers	6	6	6	6				3 Spool
10	54001-35430	Switch comp., emergency	1	1	1	1				
11	54000-18900	Label	1	1	1	1				Japanese
	54001-33840	Label	1	1	1	1				English
12	38920-00700	Potionmeter	1	1	1	1				

Note :

Fig.4865 MICROSWITCH

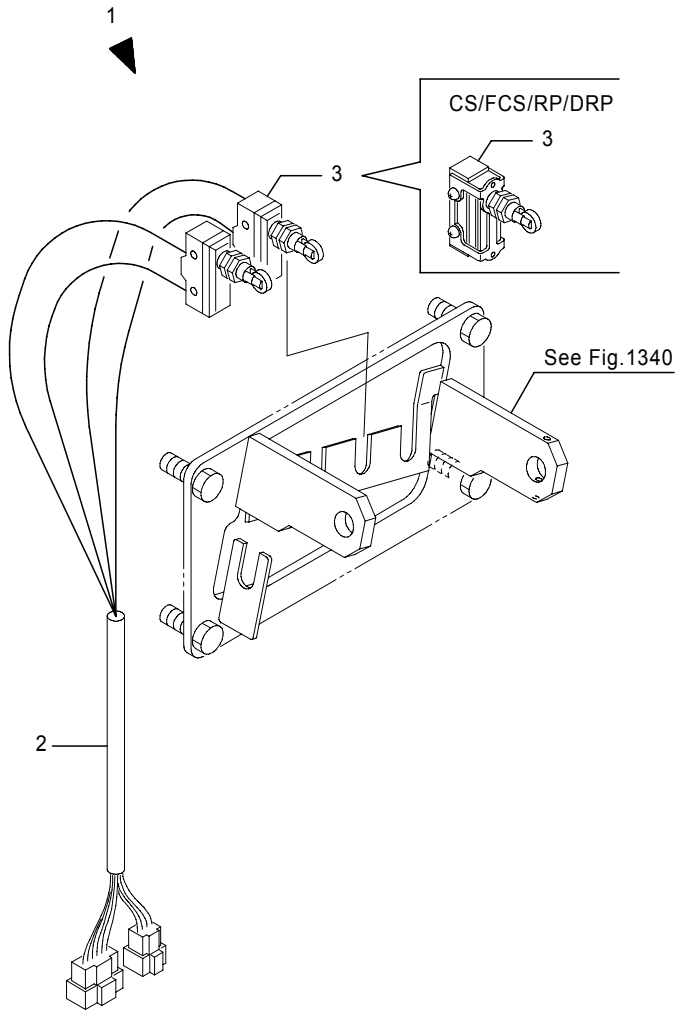


Fig.4865 MICROSWITCH

(A)=FB20P (D)=FB30P  
 (B)=FB25P (E)=  
 (C)=FB28P (F)=

No.	Parts No.	Parts Name	(A)	(B)	(C)	(D)	(E)	(F)	i/a	Remarks
1	24801-09501	Switch comp., valve	1	1	1	1				2spools,Std
	24801-09511	Switch comp., valve	1	1	1	1				3spools,Std
	24801-09541	Switch comp., valve	1	1	1	1				2spools,CS/FCS/RP/DRP
	24801-09551	Switch comp., valve	1	1	1	1				3spools,CS/FCS/RP/DRP
2	24801-09581	Harness, valve micro	1	1	1	1				2spools
2-1	54001-51620	Harness, valve micro (A=241AC6521-)(B=241AC6521-)(C=241AC6521-)(D=251AC0932-)	1	1	1	1			×	2spools,CS/FCS/RP/DRP
2	24801-09591	Harness, valve micro	1	1	1	1				3spools
2-1	54001-51630	Harness, valve micro (A=241AC6521-)(B=241AC6521-)(C=241AC6521-)(D=251AC0932-)	1	1	1	1			×	3spools,CS/FCS/RP/DRP
3	35210-01310	Switch, micro	3	3	3	3				2spools,Std
3-1	35210-00600	Switch, micro (A=241AC1970-)(B=241AC1970-)(C=241AC1970-)(D=251AC0190-)	3	3	3	3			↑	2spools,Std
3-2	70000-60270	Switch, micro (A=241AC3264-)(B=241AC3264-)(C=241AC3264-)(D=251AC0340-)	3	3	3	3			↓	2spools,Std
3	35210-01310	Switch, micro	4	4	4	4				3spools,Std
3-1	35210-00600	Switch, micro (A=241AC1970-)(B=241AC1970-)(C=241AC1970-)(D=251AC0190-)	4	4	4	4			↑	2spools,Std
3-2	70000-60270	Switch, micro (A=241AC3264-)(B=241AC3264-)(C=241AC3264-)(D=251AC0340-)	3	3	3	3			↓	2spools,Std
3	35210-00630	Switch, micro	3	3	3	3				2spools,CS/FCS/RP/DRP
3-1	54000-49550	Switch, micro (A=241AC4120-)(B=241AC4120-)(C=241AC4120-)(D=241AC4120-)	3	3	3	3			↑	2spools,CS/FCS/RP/DRP
3-2	54001-20240	Switch, micro (A=241AC6521-)(B=241AC6521-)(C=241AC6521-)(D=251AC0932-)	3	3	3	3			×	2spools,CS/FCS/RP/DRP
3	35210-00630	Switch, micro	4	4	4	4				3spools,CS/FCS/RP/DRP
3-1	54000-49550	Switch, micro (A=241AC4120-)(B=241AC4120-)(C=241AC4120-)(D=241AC4120-)	4	4	4	4			↑	3spools,CS/FCS/RP/DRP
3-2	54001-20240	Switch, micro (A=241AC6521-)(B=241AC6521-)(C=241AC6521-)(D=251AC0932-)	4	4	4	4			×	3spools,CS/FCS/RP/DRP

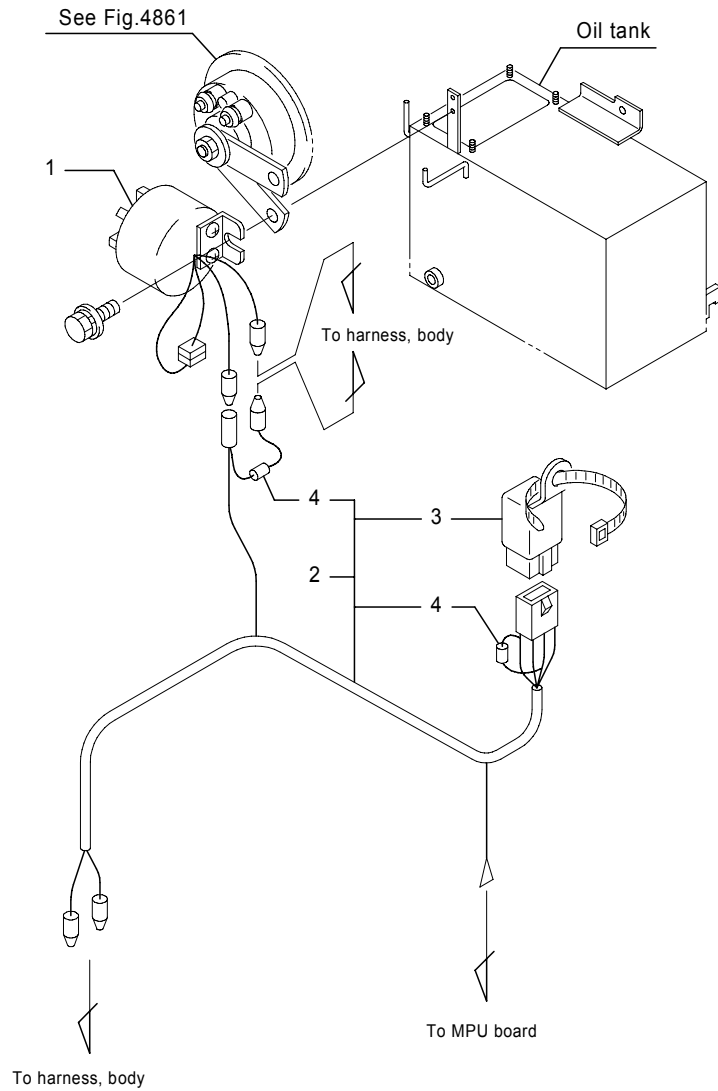
Note :

Fig.4877A BUZZER  
[Std]

Fig.4877A BUZZER  
[Std]

(A)=FB20P (D)=FB30P  
(B)=FB25P (E)=  
(C)=FB28P (F)=

No.	Parts No.	Parts Name	(A)	(B)	(C)	(D)	(E)	(F)	i/a	Remarks
1	70000-24000	Buzzer, back	1	1	1	1				Std,[DC48V]
1-1	70000-24001	Buzzer, back (A=241AC2889-)(B=241AC2889-)(C=241AC2889-)(D=251AC0298-)	1	1	1	1			↑	Std,[DC48V]
1-2	70000-24002	Buzzer, back (A=241AC5152-)(B=241AC5152-)(C=241AC5152-)(D=251AC0690-)	1	1	1	1			↑	Std,[DC48V]
1-3	36620-00100	Buzzer, back (A=241AC6919-)(B=241AC6919-)(C=241AC6919-)(D=251AC1025-)	1	1	1	1			↑	Std,[DC48V]
2	24801-10931	Harness, buzzer	1	1	1					Opt
	24801-10941	Harness, buzzer					1			Opt
3	35820-00000	Relay	1	1	1	1				Opt,[DC48V]
4	35010-01900	Diode	2	2	2	2				Opt,[1G6]



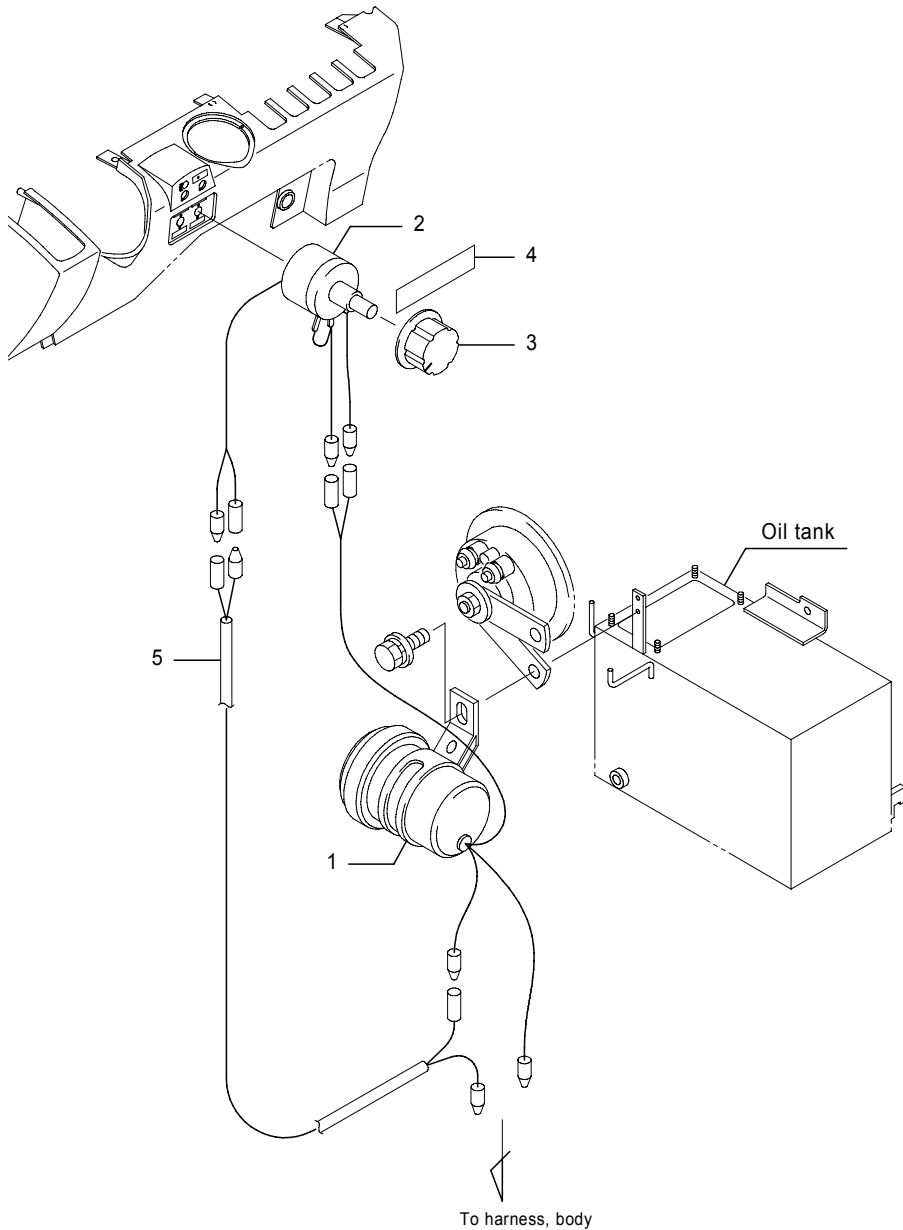
Note :

Fig.4877B BUZZER  
(VOLUME CONTROL),[Opt]

Fig.4877B BUZZER  
(VOLUME CONTROL),[Opt]

(A)=FB20P (D)=FB30P  
(B)=FB25P (E)=  
(C)=FB28P (F)=

No.	Parts No.	Parts Name	(A)	(B)	(C)	(D)	(E)	(F)	i/a	Remarks
1	36620-00431	Buzzer, back	1	1	1	1				[DC48V]
2	54000-12890	Resister comp., buzzer	1	1	1	1				
3	1998-72002	Knob	1	1	1	1				
4	24700-08050	Plate, name	1	1	1	1				[バックブザー]
	*****	Plate, name	1	1	1	1				[BACK BUZZER]
5	24801-27430	Harness, accessory	1	1	1	1				



Note :



Fig.4877C BUZZER  
(ON/OFF SW),[Opt]

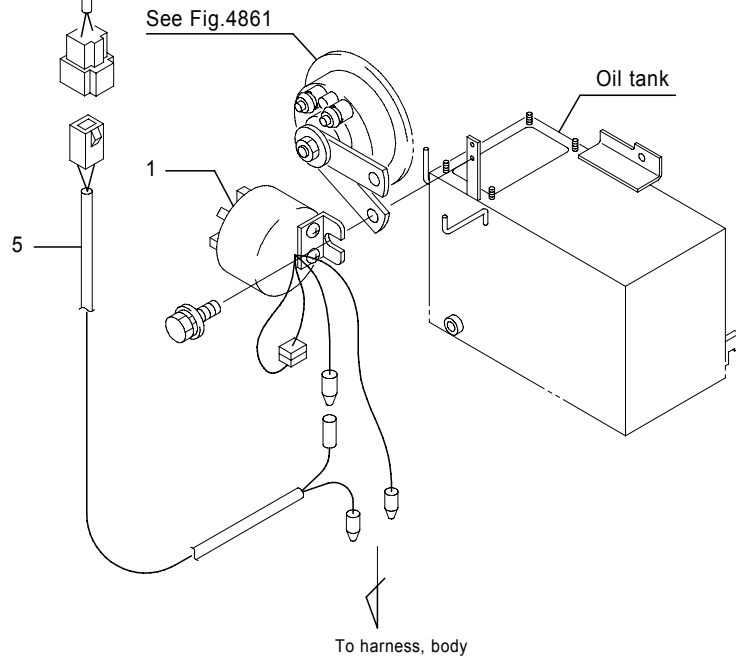
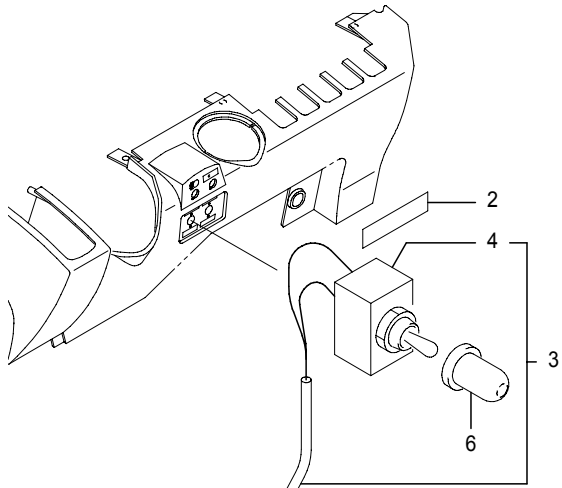


Fig.4877C BUZZER  
(ON/OFF SW),[Opt]

(A)=FB20P (D)=FB30P  
(B)=FB25P (E)=  
(C)=FB28P (F)=

No.	Parts No.	Parts Name	(A)	(B)	(C)	(D)	(E)	(F)	i/a	Remarks
1	70000-24000	Buzzer, back	1	1	1	1				[DC48V]
1-1	70000-24001	Buzzer, back (A=241AC2889-)(B=241AC2889-)(C=241AC2889-)(D=251AC0298-)	1	1	1	1			↑	[DC48V]
1-2	70000-24002	Buzzer, back (A=241AC5152-)(B=241AC5152-)(C=241AC5152-)(D=251AC0690-)	1	1	1	1			↑	[DC48V]
1-3	36620-00100	Buzzer, back (A=241AC6919-)(B=241AC6919-)(C=241AC6919-)(D=251AC1025-)	1	1	1	1			↑	[DC48V]
2	24700-08050	Plate, name *****_*****	1	1	1	1				[バックサ-] [BACK BUZZER]
3	24300-33150	Switch comp., toggle	1	1	1	1				
4	35620-00020	Switch, toggle	1	1	1	1				
5	24801-23540	Harness, buzzer	1	1	1	1				
6	1910-43012	Cap, water resistant	1	1	1	1				

Note :

Fig.4877D BUZZER  
(BACK LEAD),[Opt]

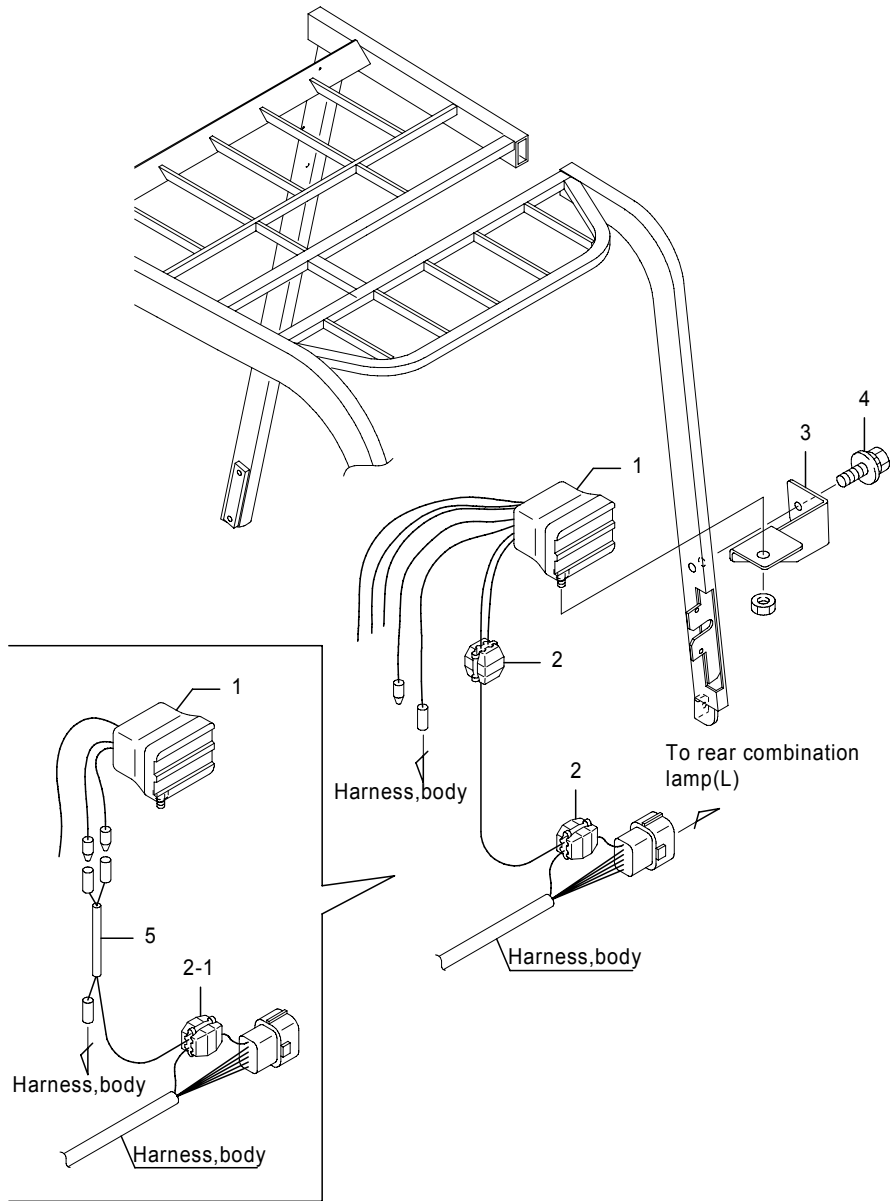


Fig.4877D BUZZER  
(BACK LEAD),[Opt]

(A)=FB20P (D)=FB30P  
(B)=FB25P (E)=  
(C)=FB28P (F)=

No.	Parts No.	Parts Name	(A)	(B)	(C)	(D)	(E)	(F)	i/a	Remarks
1	36690-02170	Alarm, back	1	1	1	1				
2	70000-12510	Terminal, splice	2	2	2	2				
2-1	70000-12510	Terminal, splice	1	1	1	1				(A=241AC4234-)(B=241AC4234-)(C=241AC4234-)(D=251AC0503-)
3	50002-52730	Bracket, buzzer	1	1	1	1				
4	0018-08016	Bolt, w/washers	1	1	1	1				
5	54000-02050	Harness, accessory	1	1	1	1				(A=241AC4234-)(B=241AC4234-)(C=241AC4234-)(D=251AC0503-)

Note :

Fig.4889A HEAD LAMP

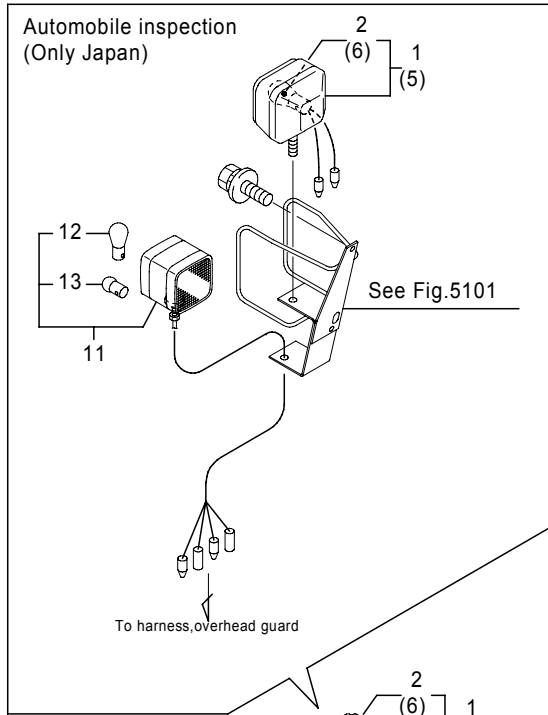


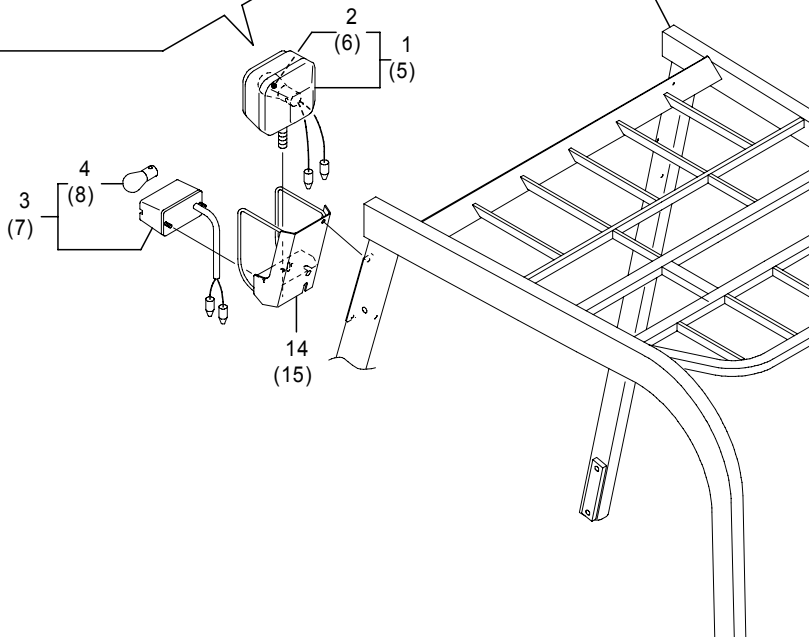
Fig.4889A HEAD LAMP

(A)=FB20P (D)=FB30P

(B)=FB25P (E)=

(C)=FB28P (F)=

No.	Parts No.	Parts Name	(A)	(B)	(C)	(D)	(E)	(F)	i/a	Remarks
1	36410-07330	Lamp, head	1	1	1	1				
2	36430-00830	Bulb	1	1	1	1				[56V/40W]
3	36410-07390	Lamp, turn signal	1	1	1	1				w.o/H18年車検仕様
4	36430-00820	Bulb	1	1	1	1				[56V/25W],w.o/H18年車検仕様
5	36410-07330	Lamp, head	1	1	1	1				
6	36430-00830	Bulb	1	1	1	1				[56V/40W]
7	36410-07390	Lamp, turn signal	1	1	1	1				w.o/H18年車検仕様
8	36430-00820	Bulb	1	1	1	1				[56V/25W],w.o/H18年車検仕様
11	70000-70310	Lamp, front combi	2	2	2	2				H18年車検仕様,Opt
12	70000-86340	Bulb	2	2	2	2				[48V/25W],H18年車検,Opt
13	70000-86330	Bulb	2	2	2	2				[50V/5W],H18年車検,Opt
14	14400-99681	Bracket, lamp(L)	1	1	1	1				
15	14400-99691	Bracket, lamp(R)	1	1	1	1				

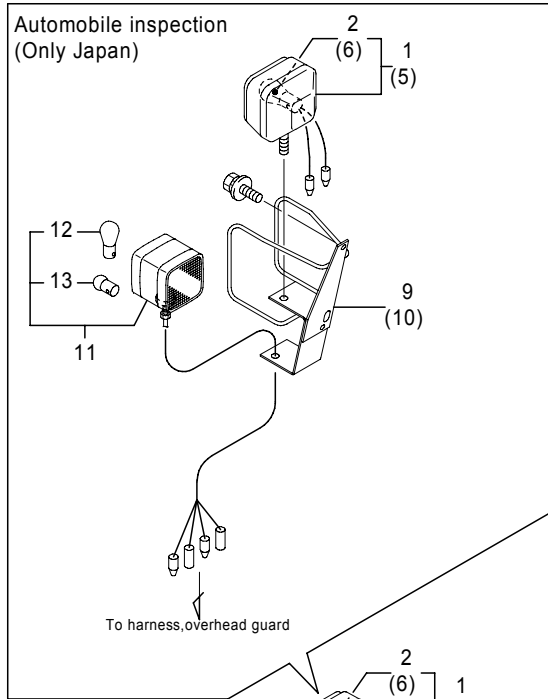


485-5727-03  
(485-5727)

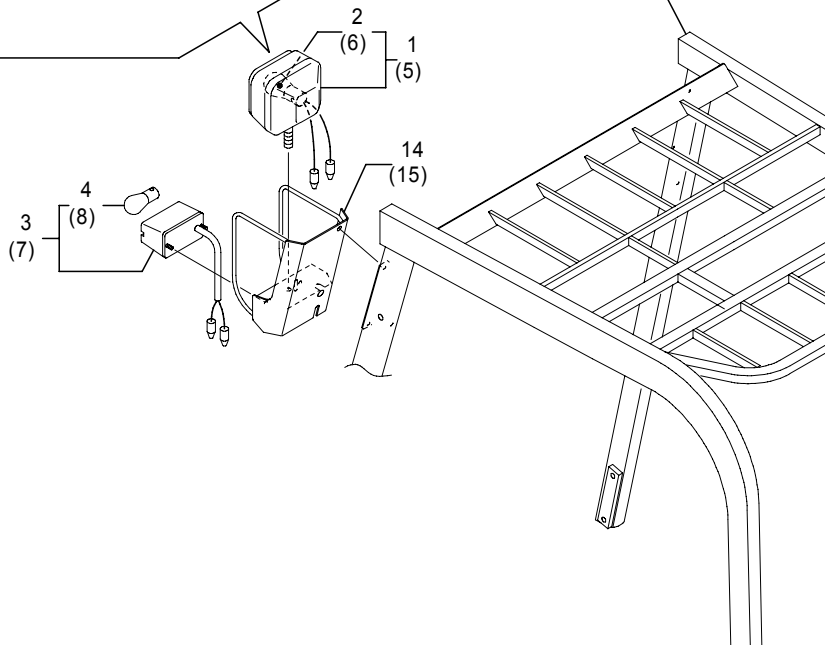
Note :

Fig.4889B HEAD LAMP

For MHI



See Fig.1060



465-8940-02  
(465-8940)

Fig.4889B HEAD LAMP

For MHI

(A)=FB20P (D)=FB30P

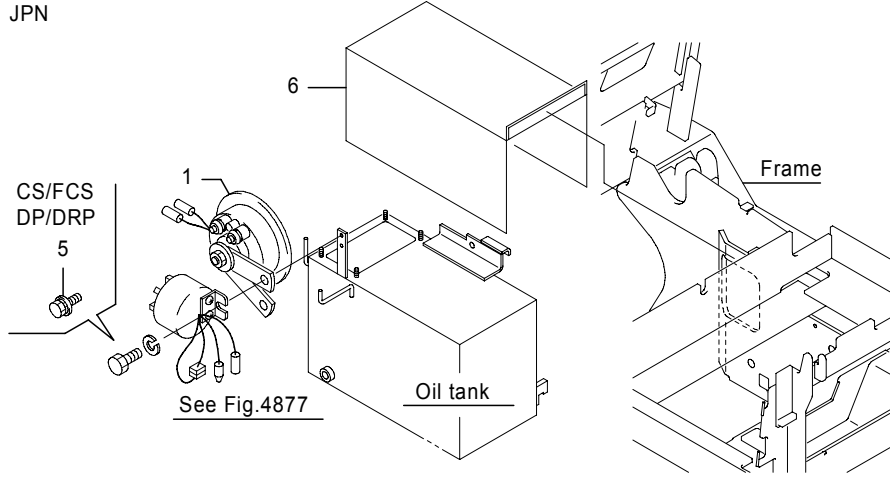
(B)=FB25P (E)=

(C)=FB28P (F)=

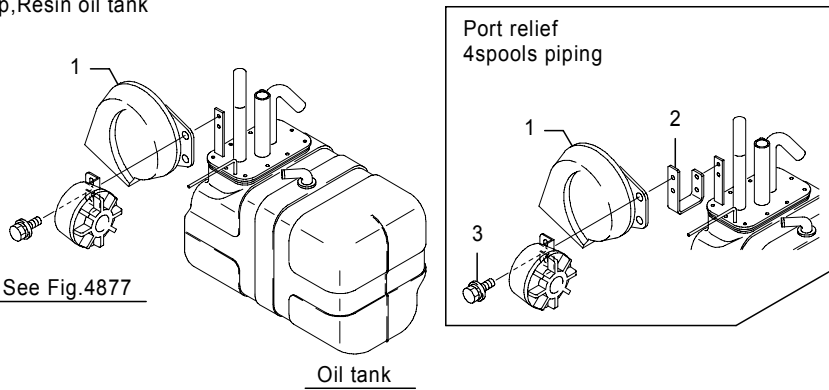
No.	Parts No.	Parts Name	(A)	(B)	(C)	(D)	(E)	(F)	i/a	Remarks
1	36410-07330	Lamp, head	1	1	1	1				
2	36430-00830	Bulb	1	1	1	1				[56V/40W]
3	36410-07390	Lamp, turn signal	1	1	1	1				w.o/H18年車検仕様
4	36430-00820	Bulb	1	1	1	1				[56V/25W],w.o/H18年車検仕様
5	36410-07330	Lamp, head	1	1	1	1				
6	36430-00830	Bulb	1	1	1	1				[56V/40W]
7	36410-07390	Lamp, turn signal	1	1	1	1				w.o/H18年車検仕様
8	36430-00820	Bulb	1	1	1	1				[56V/25W],w.o/H18年車検仕様
9	50004-20410	Bracket, lamp(L)	1	1	1	1				H18年車検仕様,Opt
10	50004-20420	Bracket, lamp(R)	1	1	1	1				H18年車検仕様,Opt
11	70000-70310	Lamp, front combi	2	2	2	2				H18年車検仕様,Opt
12	70000-86340	Bulb	2	2	2	2				[48V/25W],H18年車検仕様,Opt
13	70000-86330	Bulb	2	2	2	2				[50V/5W],H18年車検仕様,Opt
14	14400-99681	Bracket, lamp(L)	1	1	1	1				
15	14400-99691	Bracket, lamp(R)	1	1	1	1				

Note :

Fig.4895 HORN  
 FB20P-28P(241AC4204-),FB30P(251AC0501-)



Exp,Resin oil tank



Exp,Iron tank

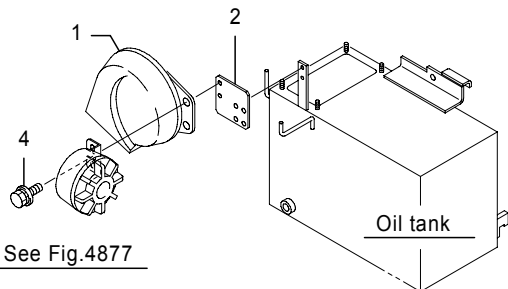


Fig.4895 HORN  
 FB20P-28P(241AC4204-),FB30P(251AC0501-)

(A)=FB20P (D)=FB30P  
 (B)=FB25P (E)=  
 (C)=FB28P (F)=

No.	Parts No.	Parts Name	(A)	(B)	(C)	(D)	(E)	(F)	i/a	Remarks
1	36610-00690	Horn	1	1	1	1				Jpn
	1912-88019	Horn	1	1	1	1				Exp
2	50003-91620	Bracket, horn	1	1	1	1				Exp,Portrelief 4spools piping
	50003-91590	Bracket, horn	1	1	1	1				Exp,Iron tank
3	0016-08016	Bolt, w/washers	2	2	2	2				Exp,Portrelief 4spools piping
4	0016-08016	Bolt, w/washers	2	2	2	2				Exp,Iron tank
5	0016-08016	Bolt, w/washers	2	2	2	2				CS/FCS/RP/DRP
		(A=241AC6266-)(B=241AC6266-)(C=241AC6266-)(D=251AC0881-)								
6	50006-83790	Cover, electric	1	1	1	1				CS/FCS/RP/DRP
		(A=241AC6266-)(B=241AC6266-)(C=241AC6266-)(D=251AC0881-)								

Note :

Fig.5000A1 ACCESSORY  
[REAR LAMP]

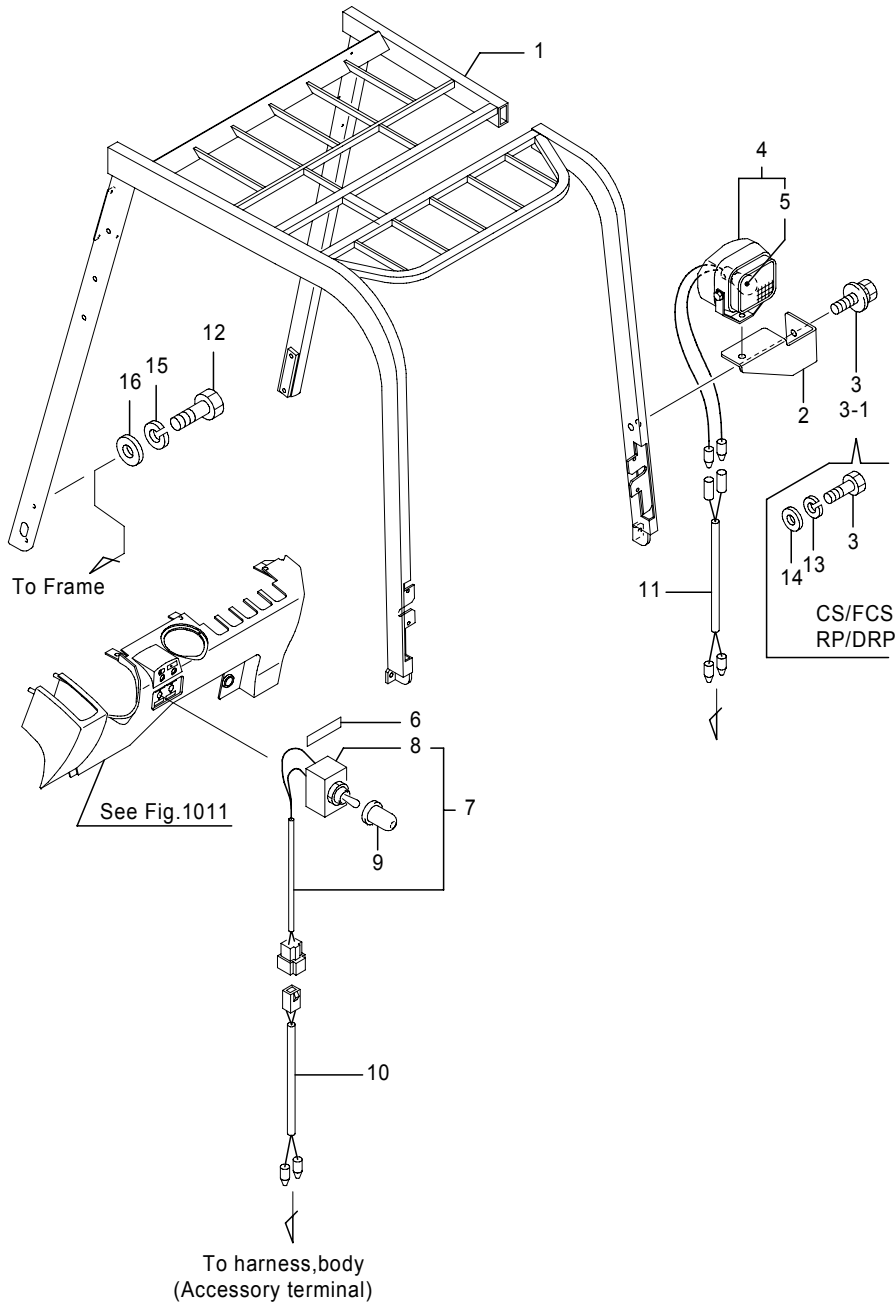


Fig.5000A1 ACCESSORY  
[REAR LAMP]

(A)=FB20P (D)=FB30P  
(B)=FB25P (E)=  
(C)=FB28P (F)=

No.	Parts No.	Parts Name	(A)	(B)	(C)	(D)	(E)	(F)	i/a	Remarks
1	50001-30190	Guard, overhead	1	1	1					
1-1	50001-30191	Guard, overhead (A=241AC2291-)(B=241AC2291-)(C=241AC2291-)	1	1	1				↑	
1	50001-30200	Guard, overhead				1				
1-1	50001-30201	Guard, overhead (D=251AC0242-)				1			↑	
2	14401-01061	Bracket, lamp	1	1	1	1				
2-1	50004-00590	Bracket, lamp (A=241AC3939-)(B=241AC3939-)(C=241AC3939-)(D=251AC0448-)	1	1	1	1			↑	
2-2	50004-00591	Bracket, lamp (A=241AC****-)(B=241AC****-)(C=241AC****-)(D=251AC****-)	1	1	1	1			↑	
3	0018-08016	Bolt, w/washers	1	1	1	1				CS/FCS/RP/DRP
	0014-08016	Bolt	1	1	1	1				
3-1	31010-03910	Bolt, w/washers (A=241AC6807-)(B=241AC6807-)(C=241AC6807-)(D=251AC0998-)	1	1	1	1			↑	CS/FCS/RP/DRP
4	36410-00180	Lamp, head	1	1	1	1				
4-1	80004-24450	Lamp, head (A=241AC4109-)(B=241AC4109-)(C=241AC4109-)(D=251AC0488-)	1	1	1	1			↑	
5	36430-00590	Bulb	1	1	1	1				[56V/40W]
6	24700-04900	Plate, name	1	1	1	1				[後照灯]
	24700-11860	Plate, name	1	1	1	1				[REAR LAMP]
7	24300-33150	Switch comp., toggle	1	1	1	1				
8	35610-00160	Switch, toggle	1	1	1	1				
9	1910-43012	Cap	1	1	1	1				
10	24801-10880	Harness, switch	1	1	1	1				
11	24800-02301	Harness, accessory	1	1	1	1				
12	0024-12030	Bolt	6	6	6	6				DRP
12-1	0024-12030	Bolt (A=241AC6807-)(B=241AC6807-)(C=241AC6807-)(D=251AC0998-)	6	6	6	6				CS/FCS/RP/DRP
13	0000-50008	Washer, lock (A=-241AC6806)(B=-241AC6806)(C=-241AC6806)(D=-251AC0997)	1	1	1	1				CS/FCS/RP/DRP
14	0000-52008	Washer, plain (A=-241AC6806)(B=-241AC6806)(C=-241AC6806)(D=-251AC0997)	1	1	1	1				CS/FCS/RP/DRP
15	0000-50012	Washer, lock (A=241AC6807-)(B=241AC6807-)(C=241AC6807-)(D=251AC0998-)	6	6	6	6				CS/FCS/RP/DRP

Note :

Fig.5000A1 ACCESSORY  
[REAR LAMP]

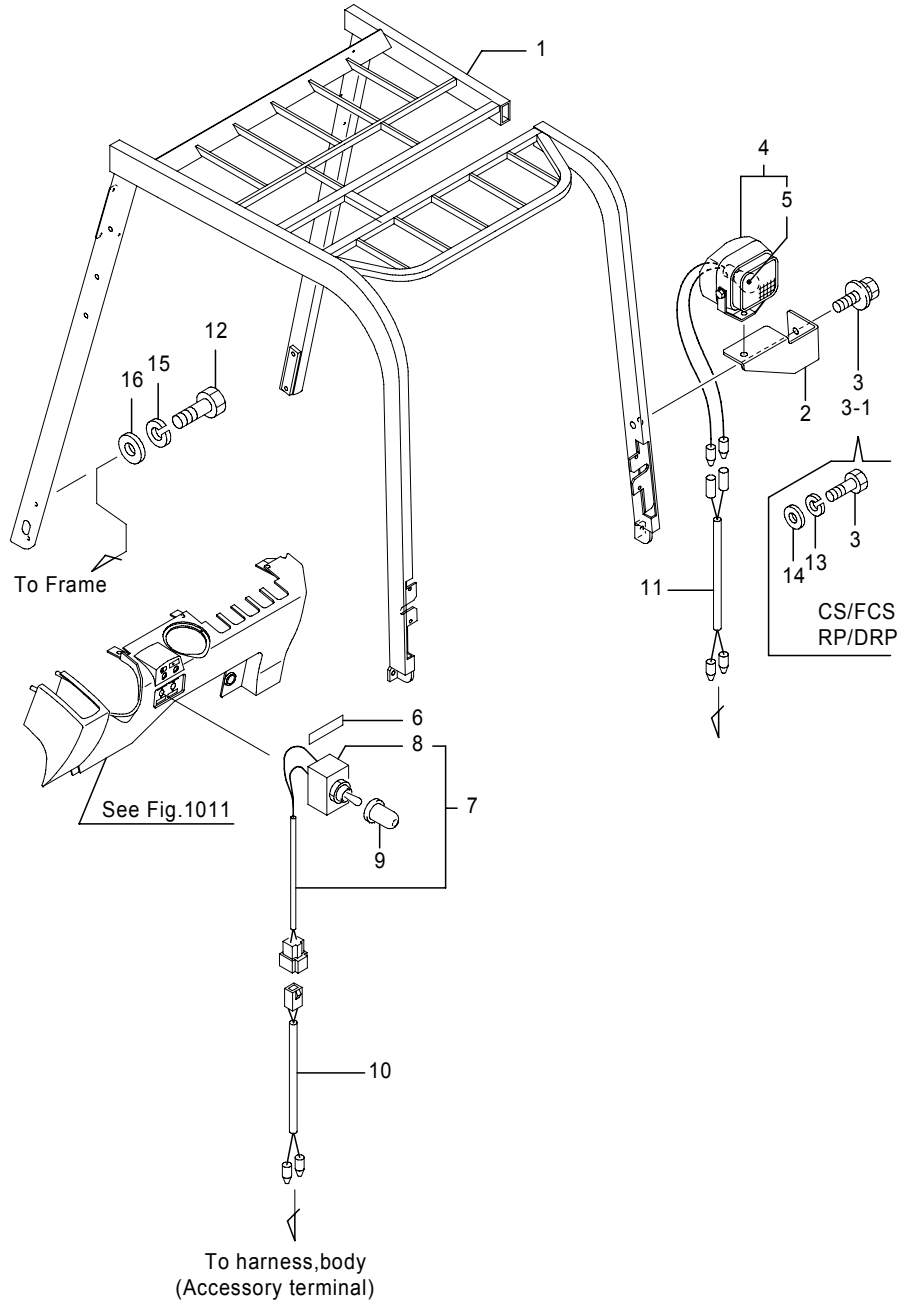


Fig.5000A1 ACCESSORY  
[REAR LAMP]

(A)=FB20P (D)=FB30P  
(B)=FB25P (E)=  
(C)=FB28P (F)=

No.	Parts No.	Parts Name	(A)	(B)	(C)	(D)	(E)	(F)	i/a	Remarks
16	0000-52012	Washer, plain	6	6	6	6				CS/FCS/RP/DRP
(A=241AC6807-)(B=241AC6807-)(C=241AC6807-)(D=251AC0998-)										

Note :

Fig.5000A2 ACCESSORY  
[REAR LAMP, MHI]

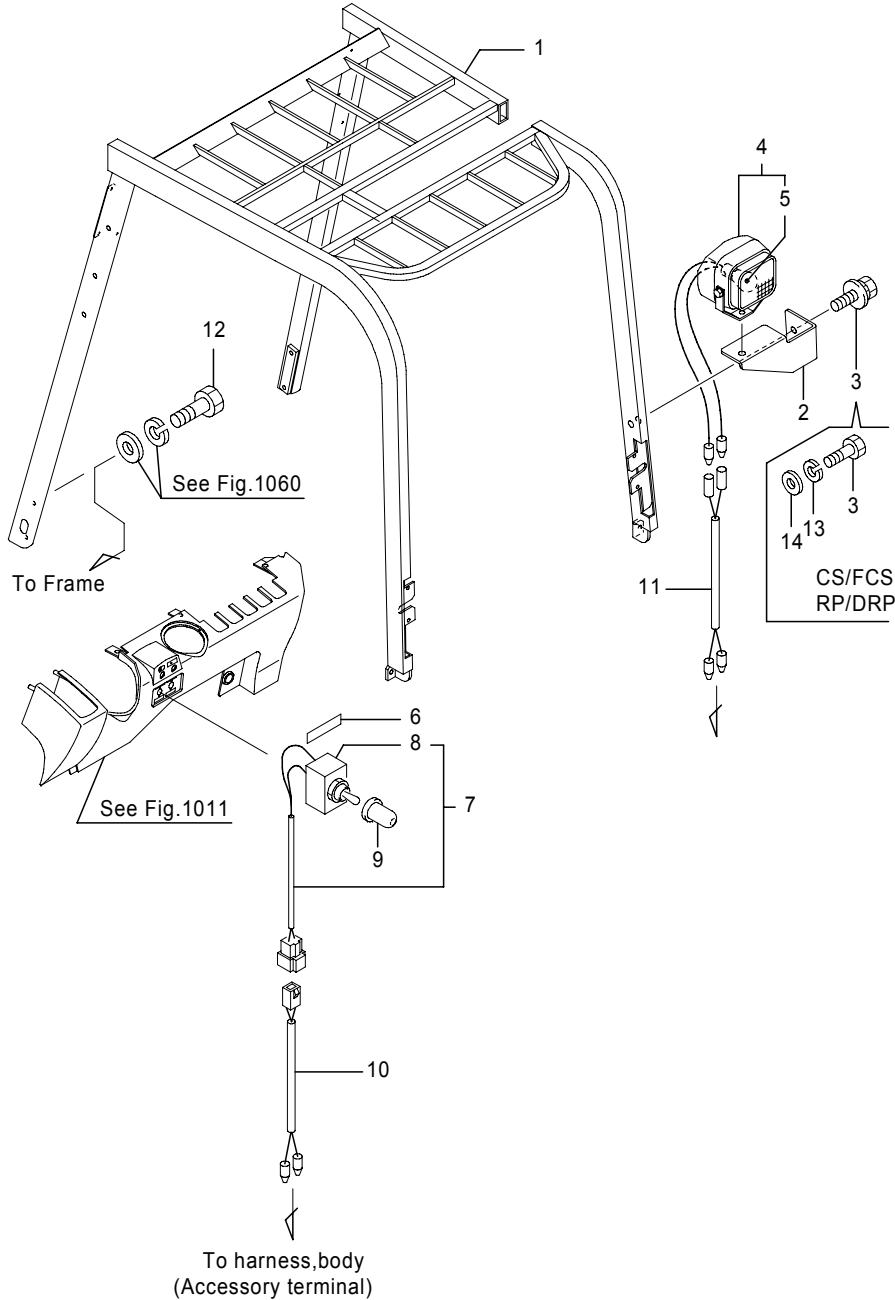


Fig.5000A2 ACCESSORY  
[REAR LAMP, MHI]

(A)=FB20P (D)=FB30P  
(B)=FB25P (E)=  
(C)=FB28P (F)=

No.	Parts No.	Parts Name	(A)	(B)	(C)	(D)	(E)	(F)	i/a	Remarks
1	50001-30191	Guard, overhead	1	1	1					
	50001-30201	Guard, overhead				1				
2	50004-00590	Bracket, lamp	1	1	1	1				
3	0018-08016	Bolt, w/washers	1	1	1	1				
	0014-08016	Bolt	1	1	1	1				CS/FCS/RP/DRP
4	80004-24450	Lamp, head	1	1	1	1				
5	36430-00590	Bulb	1	1	1	1				[56V/40W]
6	24700-04900	Plate, name	1	1	1	1				[後照灯]
	24700-11860	Plate, name	1	1	1	1				[REAR LAMP]
7	24300-33150	Switch comp., toggle	1	1	1	1				
8	35610-00160	Switch, toggle	1	1	1	1				
9	1910-43012	Cap	1	1	1	1				
10	24801-10880	Harness, switch	1	1	1	1				
11	24800-02301	Harness, accessory	1	1	1	1				
12	0024-12030	Bolt	6	6	6	6				DRP
13	0000-50008	Washer, lock	1	1	1	1				CS/FCS/RP/DRP
14	0000-52008	Washer, plain	1	1	1	1				CS/FCS/RP/DRP

Note :



Fig.5000B1 ACCESSORY  
[SPOT LAMP]

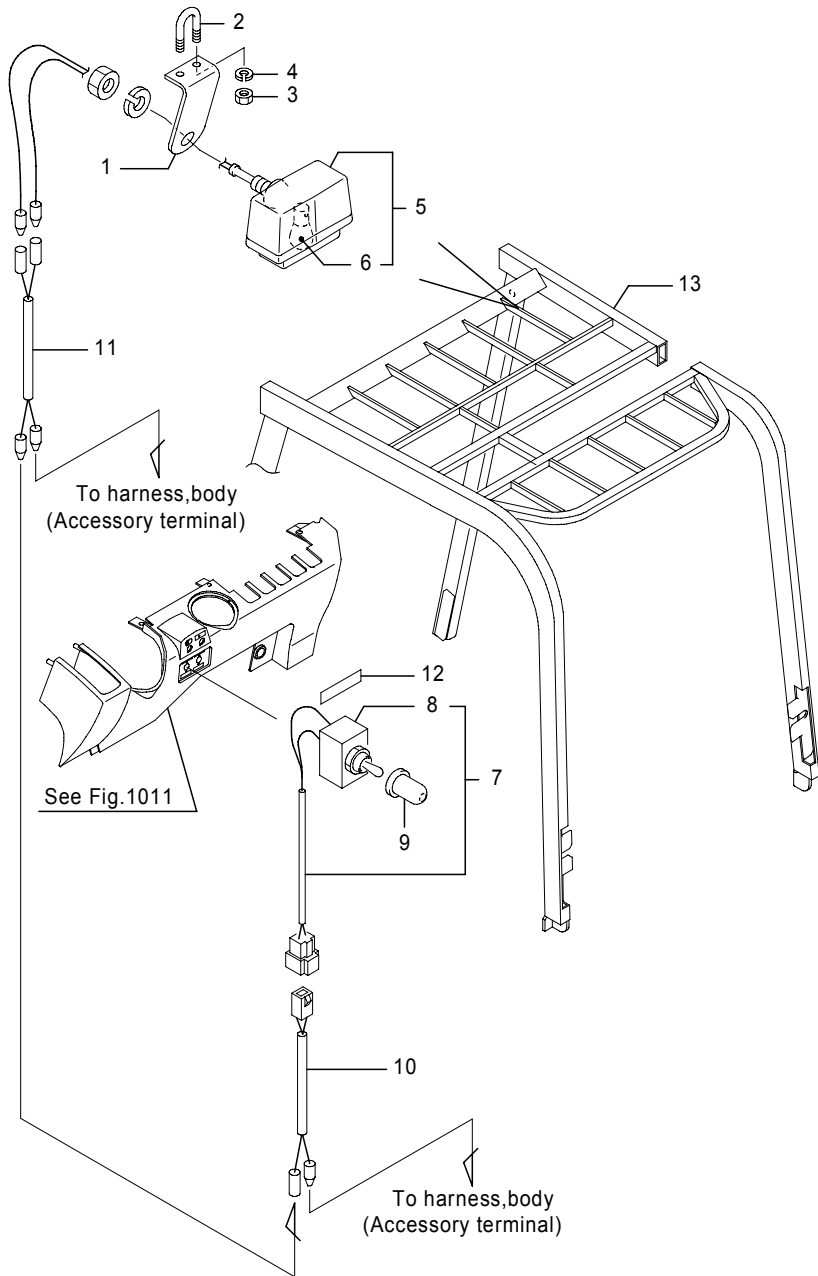


Fig.5000B1 ACCESSORY  
[SPOT LAMP]

(A)=FB20P (D)=FB30P  
(B)=FB25P (E)=  
(C)=FB28P (F)=

No.	Parts No.	Parts Name	(A)	(B)	(C)	(D)	(E)	(F)	i/a	Remarks
1	14401-01120	Bracket, light	1	1	1	1				
2	14401-01130	Bolt, U	1	1	1	1				
3	0000-05006	Nut	2	2	2	2				
4	0000-71006	Washer, lock	2	2	2	2				
5	36420-02580	Lamp	1	1	1	1				
6	1913-57001	Bulb	1	1	1	1				[48V/25W]
7	24300-33150	Switch comp., toggle	1	1	1	1				
8	35620-00020	Switch, toggle	1	1	1	1				
9	1910-43012	Cap	1	1	1	1				
10	24801-19720	Harness, switch	1	1	1	1				
11	24800-90530	Harness, accessory	1	1	1	1				
12	24700-04811	Plate, name	1	1	1	1				[スポットランプ]
	24700-10490	Plate, name	1	1	1	1				[SPOT LAMP]
13	50001-37090	Guard, overhead	1	1	1					
13-1	50001-37091	Guard, overhead	1	1	1					↑
(A=241AC2291-)(B=241AC2291-)(C=241AC2291-)										
13	50001-37100	Guard, overhead				1				
13-1	50001-37101	Guard, overhead				1				↑
(D=251AC0242-)										

Note :

Fig.5000B2 ACCESSORY  
[SPOT LAMP, MHI]

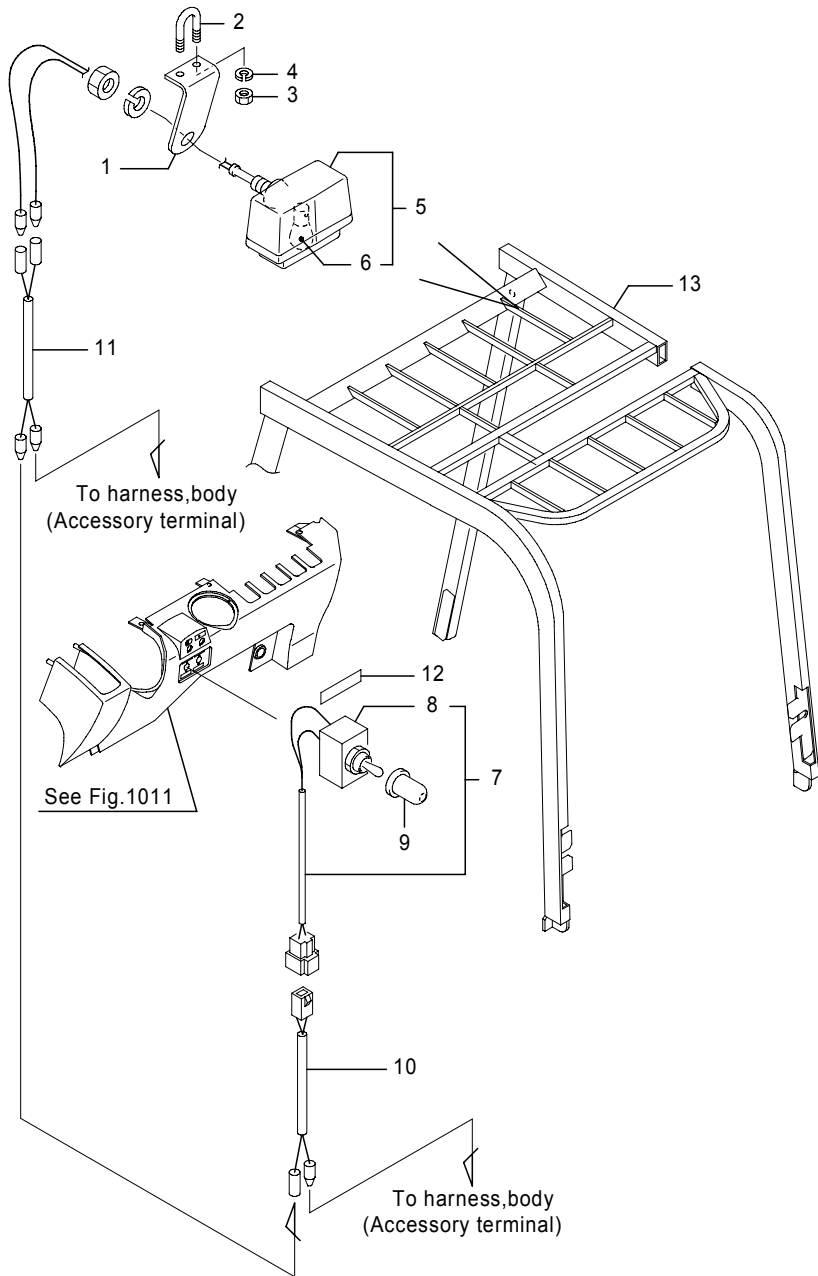


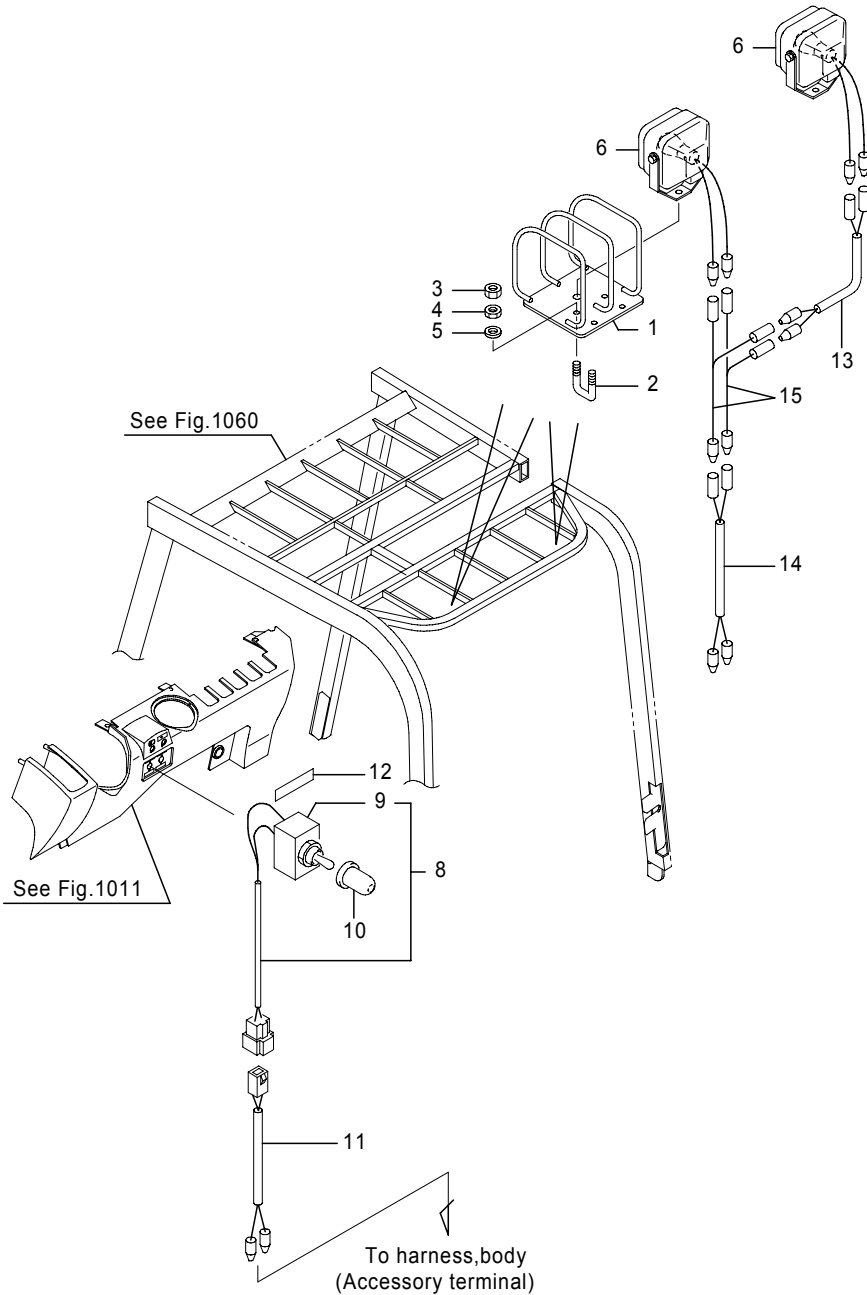
Fig.5000B2 ACCESSORY  
[SPOT LAMP, MHI]

(A)=FB20P (D)=FB30P  
(B)=FB25P (E)=  
(C)=FB28P (F)=

No.	Parts No.	Parts Name	(A)	(B)	(C)	(D)	(E)	(F)	i/a	Remarks
1	14401-01120	Bracket, light	1	1	1	1				
2	14401-01130	Bolt, U	1	1	1	1				
3	0000-05006	Nut	2	2	2	2				
4	0000-71006	Washer, lock	2	2	2	2				
5	36420-02580	Lamp	1	1	1	1				
6	1913-57001	Bulb	1	1	1	1				[48V/25W]
7	24300-33150	Switch comp., toggle	1	1	1	1				
8	35620-00020	Switch, toggle	1	1	1	1				
9	1910-43012	Cap	1	1	1	1				
10	24801-19720	Harness, switch	1	1	1	1				
11	24800-90530	Harness, accessory	1	1	1	1				
12	24700-04811	Plate, name	1	1	1	1				[スポットランプ]
	24700-10490	Plate, name	1	1	1	1				[SPOT LAMP]
13	50001-37091	Guard, overhead	1	1	1					
	50001-37101	Guard, overhead				1				

Note :

Fig.5000C ACCESSORY  
[WORKING LAMP]



462-1781-01A  
(462-1781/485-5510)

Fig.5000C ACCESSORY  
[WORKING LAMP]

(A)=FB20P (D)=FB30P  
(B)=FB25P (E)=  
(C)=FB28P (F)=

No.	Parts No.	Parts Name	(A)	(B)	(C)	(D)	(E)	(F)	i/a	Remarks
1	14104-32400	Guard, lamp	2	2	2	2				
2	14400-01190	Bolt, U	4	4	4	4				
	50000-07660	Bolt, U	4	4	4	4				CS/FCS/RP/DRP
3	0000-00006	Nut	8	8	8	8				
	0000-04006	Nut	8	8	8	8				CS/FCS/RP/DRP
4	0000-10006	Nut, jam	8	8	8	8				
	0000-14006	Nut, jam	8	8	8	8				CS/FCS/RP/DRP
5	0000-72006	Washer, plain	8	8	8	8				
	0000-52006	Washer, plain	8	8	8	8				CS/FCS/RP/DRP
6	36410-00410	Lamp, head	2	2	2	2				[56V/40W]
8	24300-33150	Switch comp., toggle	1	1	1	1				
9	35620-00020	Switch, toggle	1	1	1	1				
10	1910-43012	Cap	1	1	1	1				
11	24801-10880	Harness, switch	1	1	1	1				
12	24700-05710	Plate, name	1	1	1	1				
13	24800-70400	Harness, accessory	1	1	1	1				
14	24800-73240	Harness, accessory	1	1	1	1				
15	24801-10900	Harness, accessory	2	2	2	2				

Note :

Fig.5000D1 ACCESSORY  
[REVOLVING LAMP]

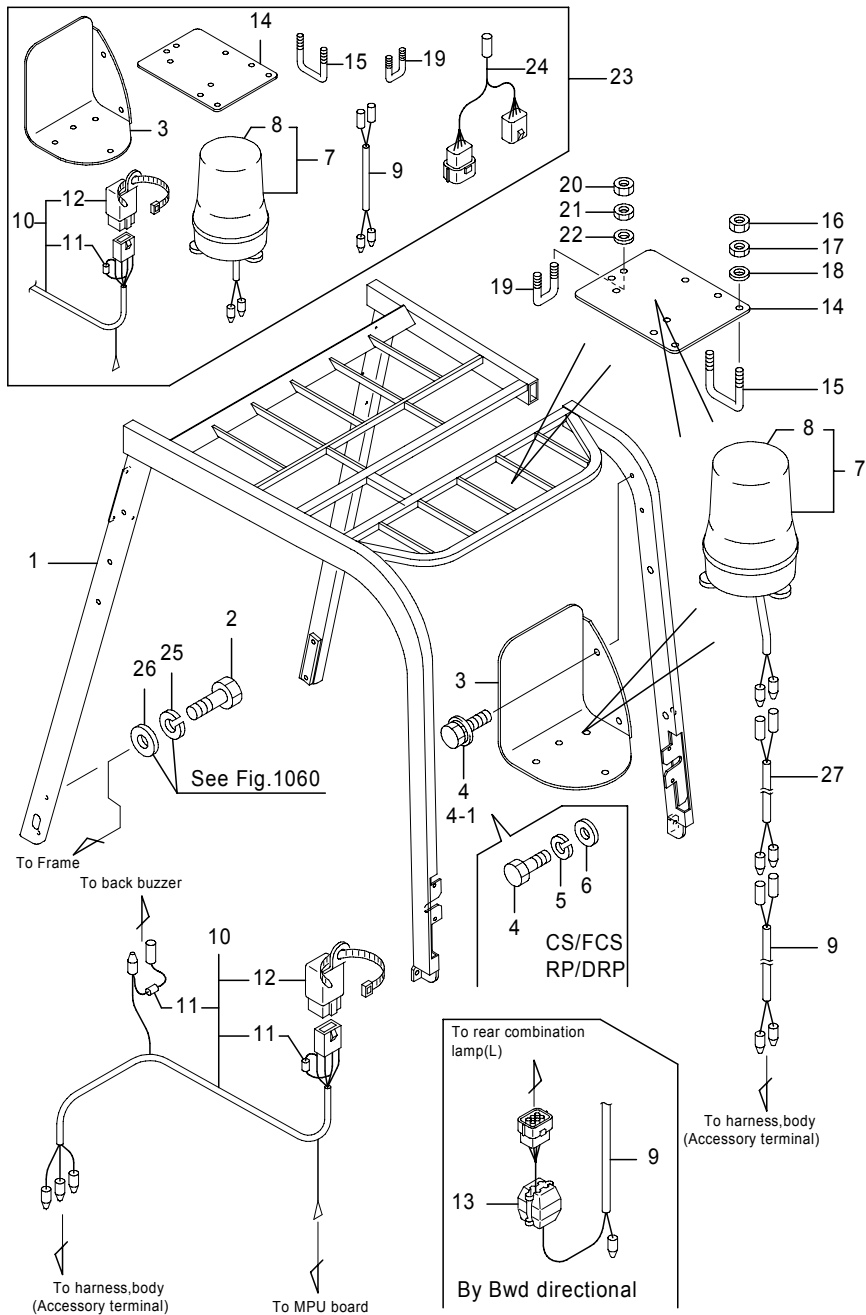


Fig.5000D1 ACCESSORY  
[REVOLVING LAMP]

(A)=FB20P (D)=FB30P  
(B)=FB25P (E)=  
(C)=FB28P (F)=

No.	Parts No.	Parts Name	(A)	(B)	(C)	(D)	(E)	(F)	i/a	Remarks
1	50001-32100	Guard, overhead	1	1	1					*1
1-1	50001-32101	Guard, overhead (A=241AC2291-)(B=241AC2291-)(C=241AC2291-)	1	1	1				↑	*1
1	50001-32110	Guard, overhead				1				*1
1-1	50001-32111	Guard, overhead (D=251AC0242-)				1			↑	*1
2	0024-12030	Bolt	6	6	6	6				DRP,*1
2-1	0024-12030	Bolt (A=241AC6778-)(B=241AC6778-)(C=241AC6778-)(D=251AC0996-)	6	6	6	6				CS/FCS/RP/DRP,*1
3	14401-07230	Bracket, lamp	1	1	1	1				*1
4	0018-08016	Bolt, w/washers	2	2	2	2				*1
4-1	0014-08016	Bolt	2	2	2	2				CS/FCS/RP/DRP,*1
4-1	31010-03910	Bolt, w/washers (A=241AC6778-)(B=241AC6778-)(C=241AC6778-)(D=251AC0996-)	2	2	2	2				CS/FCS/RP/DRP,*1
5	0000-50008	Washer, lock (A=241AC6777)(B=241AC6777)(C=241AC6777)(D=251AC0995)	2	2	2	2				CS/FCS/RP/DRP,*1
6	0000-52008	Washer, plain (A=241AC6777)(B=241AC6777)(C=241AC6777)(D=251AC0995)	2	2	2	2				CS/FCS/RP/DRP,*1
7	24801-10700	Light comp., revolving	1	1	1	1				[56V/35W],Yellow
	24801-22350	Light comp., revolving	1	1	1	1				[56V/35W],Red
	36420-02880	Light, revolving	1	1	1	1				[**V/**W],Yellow,*1,*3,*4
8	36420-02420	Light, revolving	1	1	1	1				Yellow
	36420-02430	Light, revolving	1	1	1	1				Red
9	24800-70400	Harness, accessory	1	1	1	1				*3
	24801-08830	Harness, accessory	1	1	1	1				*1,*4
9-1	24801-11960	Harness, accessory (A=241AC7289-)(B=241AC7289-)(C=241AC7289-)(D=251AC1075-)	1	1	1	1			↑	*1,*4
9	24801-29660	Harness, accessory	1	1	1	1				*1, by key SW
9-1	54000-02050	Harness, accessory (A=241AC****-)(B=241AC****-)(C=241AC****-)(D=251AC****-)	1	1	1	1			↑	*1, by key SW
10	24801-10731	Harness, revolving	1	1	1					with Fwd/Bwd travel
	24801-10741	Harness, revolving				1				with Fwd/Bwd travel
11	35010-01900	Diode	2	2	2	2				[1G6]
12	35820-00000	Relay	1	1	1	1				[DC48V]

Note : \*1:Hanging type \*2:Upper overhead guard type  
\*3:By key SW, By Fwd/Bwd directional, By Bwd directional  
\*4:w/safety roof, install on rear left

Fig.5000D1 ACCESSORY  
[REVOLVING LAMP]

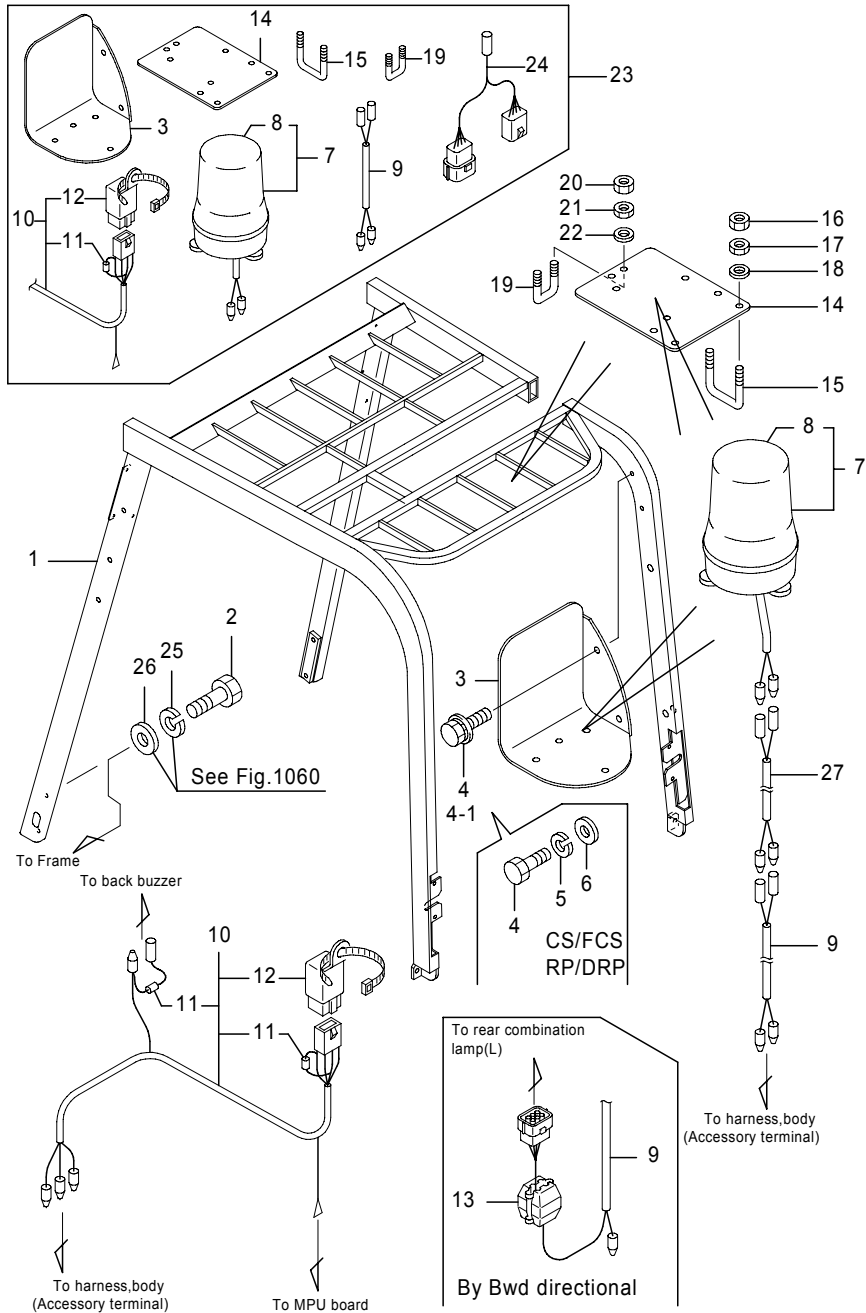


Fig.5000D1 ACCESSORY  
[REVOLVING LAMP]

(A)=FB20P (D)=FB30P  
(B)=FB25P (E)=  
(C)=FB28P (F)=

No.	Parts No.	Parts Name	(A)	(B)	(C)	(D)	(E)	(F)	i/a	Remarks
14	14104-32420	Bracket, lamp	1	1	1	1				*2
15	14400-01190	Bolt, U	2	2	2	2				*2
	50000-07660	Bolt, U	2	2	2	2				*2, CS/FCS/RP/DRP
16	0000-00006	Nut	4	4	4	4				*2
16-1	0000-05006	Nut	4	4	4	4			↑	*2
-----										
(A=241AC6807-)(B=241AC6807-)(C=241AC6807-)(D=251AC0998-)										
16	0000-04006	Nut	4	4	4	4				*2, CS/FCS/RP/DRP
17	0000-10006	Nut, jam	4	4	4	4				*2
17-1	0000-15006	Nut, jam	4	4	4	4			↑	*2
-----										
(A=241AC6807-)(B=241AC6807-)(C=241AC6807-)(D=251AC0998-)										
17	0000-14006	Nut, jam	4	4	4	4				*2, CS/FCS/RP/DRP
18	0000-72006	Washer, plain	4	4	4	4				*2
18-1	0000-73006	Washer, plain	4	4	4	4			↑	*2
-----										
(A=241AC6807-)(B=241AC6807-)(C=241AC6807-)(D=251AC0998-)										
18	0000-52006	Washer, plain	4	4	4	4				*2, CS/FCS/RP/DRP
19	14401-01130	Bolt, U	1	1	1	1				*2
	50004-51410	Bolt, U	1	1	1	1				*2, CS/FCS/RP/DRP
20	0000-00006	Nut	2	2	2	2				*2
20-1	0000-05006	Nut	2	2	2	2			↑	*2
-----										
(A=241AC6807-)(B=241AC6807-)(C=241AC6807-)(D=251AC0998-)										
20	0000-04006	Nut	2	2	2	2				*2, CS/FCS/RP/DRP
21	0000-10006	Nut, jam	2	2	2	2				*2
21-1	0000-15006	Nut, jam	2	2	2	2			↑	*2
-----										
(A=241AC6807-)(B=241AC6807-)(C=241AC6807-)(D=251AC0998-)										
21	0000-14006	Nut, jam	2	2	2	2				*2, CS/FCS/RP/DRP
22	0000-72006	Washer, plain	2	2	2	2				*2
22-1	0000-73006	Washer, plain	2	2	2	2			↑	*2
-----										
(A=241AC6807-)(B=241AC6807-)(C=241AC6807-)(D=251AC0998-)										
22	0000-52006	Washer, plain	2	2	2	2				*2, CS/FCS/RP/DRP
23	99505-00281	Revolving lamp KIT	1	1	1	1				*2,w.o/No.3
	99505-00282	Revolving lamp KIT	1	1	1	1				*3,w.o/No.14,15,19
24	24801-10750	Harness, revolving	1	1	1	1				with Bwd travel
25	0000-50012	Washer, lock	6	6	6	6				CS/FCS/RP/DRP,*1
-----										
(A=241AC6778-)(B=241AC6778-)(C=241AC6778-)(D=251AC0996-)										

Note : \*1:Hanging type \*2:Upper overhead guard type  
\*3:By key SW, By Fwd/Bwd directional, By Bwd directional  
\*4:w/safety roof, install on rear left

Fig.5000D1 ACCESSORY  
[REVOLVING LAMP]

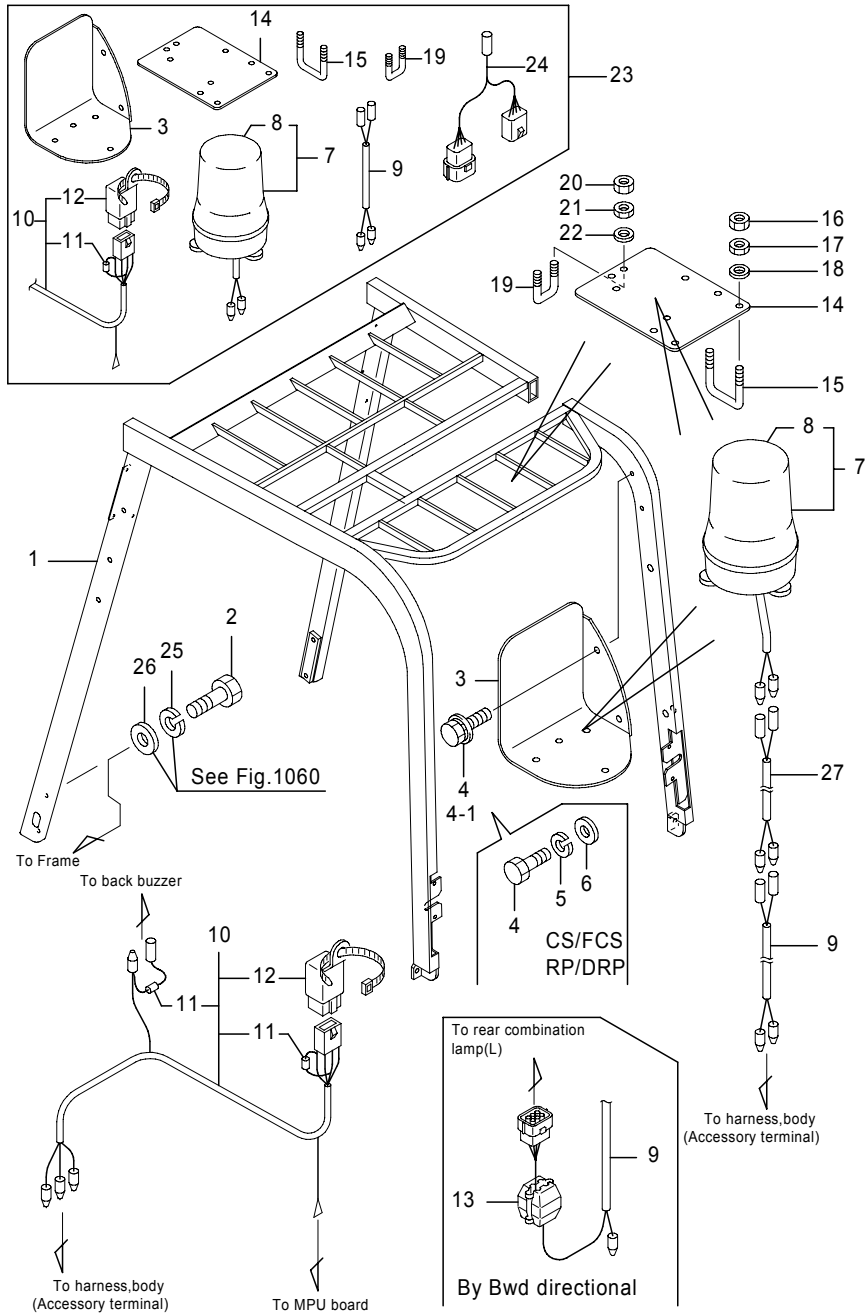


Fig.5000D1 ACCESSORY  
[REVOLVING LAMP]

(A)=FB20P (D)=FB30P  
(B)=FB25P (E)=  
(C)=FB28P (F)=

No.	Parts No.	Parts Name	(A)	(B)	(C)	(D)	(E)	(F)	i/a	Remarks
26	0000-52012	Washer, plain (A=241AC6778-)(B=241AC6778-)(C=241AC6778-)(D=251AC0996-)	6	6	6	6				CS/FCS/RP/DRP,*1
27	24800-93660	Harness, accessory (A=241AC7289-)(B=241AC7289-)(C=241AC7289-)(D=251AC1075-)	1	1	1	1			↑	*1,*4

Note : \*1:Hanging type \*2:Upper overhead guard type  
\*3:By key SW, By Fwd/Bwd directional, By Bwd directional  
\*4:w/safety roof, install on rear left

Fig.5000D2 ACCESSORY  
[REVOLVING LAMP, MHI]

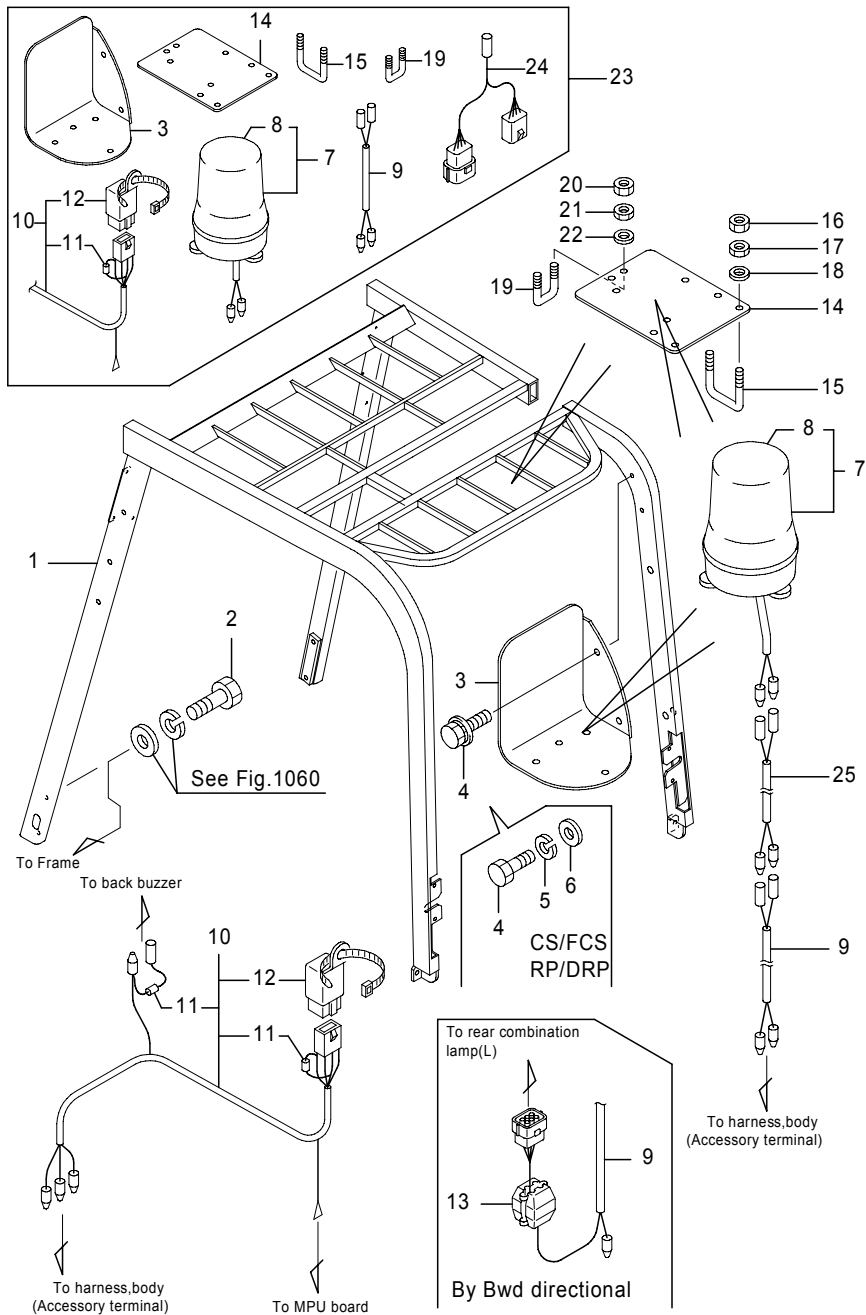


Fig.5000D2 ACCESSORY  
[REVOLVING LAMP, MHI]

(A)=FB20P (D)=FB30P  
(B)=FB25P (E)=  
(C)=FB28P (F)=

No.	Parts No.	Parts Name	(A)	(B)	(C)	(D)	(E)	(F)	i/a	Remarks
1	50001-32101	Guard, overhead	1	1	1					*1
	50001-32111	Guard, overhead				1				*1
2	0024-12030	Bolt	6	6	6	6				DRP,*1
3	14401-07230	Bracket, lamp	1	1	1	1				*1
4	0018-08016	Bolt, w/washers	2	2	2	2				*1
	0014-08016	Bolt	2	2	2	2				CS/FCS/RP/DRP,*1
5	0000-50008	Washer, lock	2	2	2	2				CS/FCS/RP/DRP,*1
6	0000-52008	Washer, plain	2	2	2	2				CS/FCS/RP/DRP,*1
7	24801-10700	Light comp., revolving	1	1	1	1				[56V/35W],Yellow
	24801-22350	Light comp., revolving	1	1	1	1				[56V/35W],Red
	36420-02880	Light, revolving	1	1	1	1				[**V/**W],Yellow,*1,*3,*4
8	36420-02420	Light, revolving	1	1	1	1				Yellow
	36420-02430	Light, revolving	1	1	1	1				Red
9	24800-70400	Harness, accessory	1	1	1	1				*3
	24801-08830	Harness, accessory	1	1	1	1				*1,*4
9-1	24801-11960	Harness, accessory	1	1	1	1			↑	*1,*4
	(A=241AC7289-)(B=241AC7289-)(C=241AC7289-)(D=251AC1075-)									
9	24801-29660	Harness, accessory	1	1	1	1				*1, by key SW
9-1	54000-02050	Harness, accessory	1	1	1	1			↑	*1, by key SW
	(A=241AC****-)(B=241AC****-)(C=241AC****-)(D=251AC****-)									
10	24801-10731	Harness, revolving	1	1	1					with Fwd/Bwd travel
	24801-10741	Harness, revolving				1				with Fwd/Bwd travel
11	35010-01900	Diode	2	2	2	2				[1G6]
12	35820-00000	Relay	1	1	1	1				[DC48V]
13	70000-12510	Terminal, splice	1	1	1	1				with Bwd travel
14	14104-32420	Bracket, lamp	1	1	1	1				*2
15	14400-01190	Bolt, U	2	2	2	2				*2
	50000-07660	Bolt, U	2	2	2	2				*2, CS/FCS/RP/DRP
16	0000-00006	Nut	4	4	4	4				*2
16-1	0000-05006	Nut	4	4	4	4			↑	*2
	(A=241AC6807-)(B=241AC6807-)(C=241AC6807-)(D=251AC0998-)									
16	0000-04006	Nut	4	4	4	4				*2, CS/FCS/RP/DRP
17	0000-10006	Nut, jam	4	4	4	4				*2
17-1	0000-15006	Nut, jam	4	4	4	4			↑	*2
	(A=241AC6807-)(B=241AC6807-)(C=241AC6807-)(D=251AC0998-)									

Note : \*1:Hanging type \*2:Upper overhead guard type  
\*3:By key SW, By Fwd/Bwd directional, By Bwd directional  
\*4:w/safety roof, install on rear left

Fig.5000D2 ACCESSORY  
[REVOLVING LAMP, MHI]

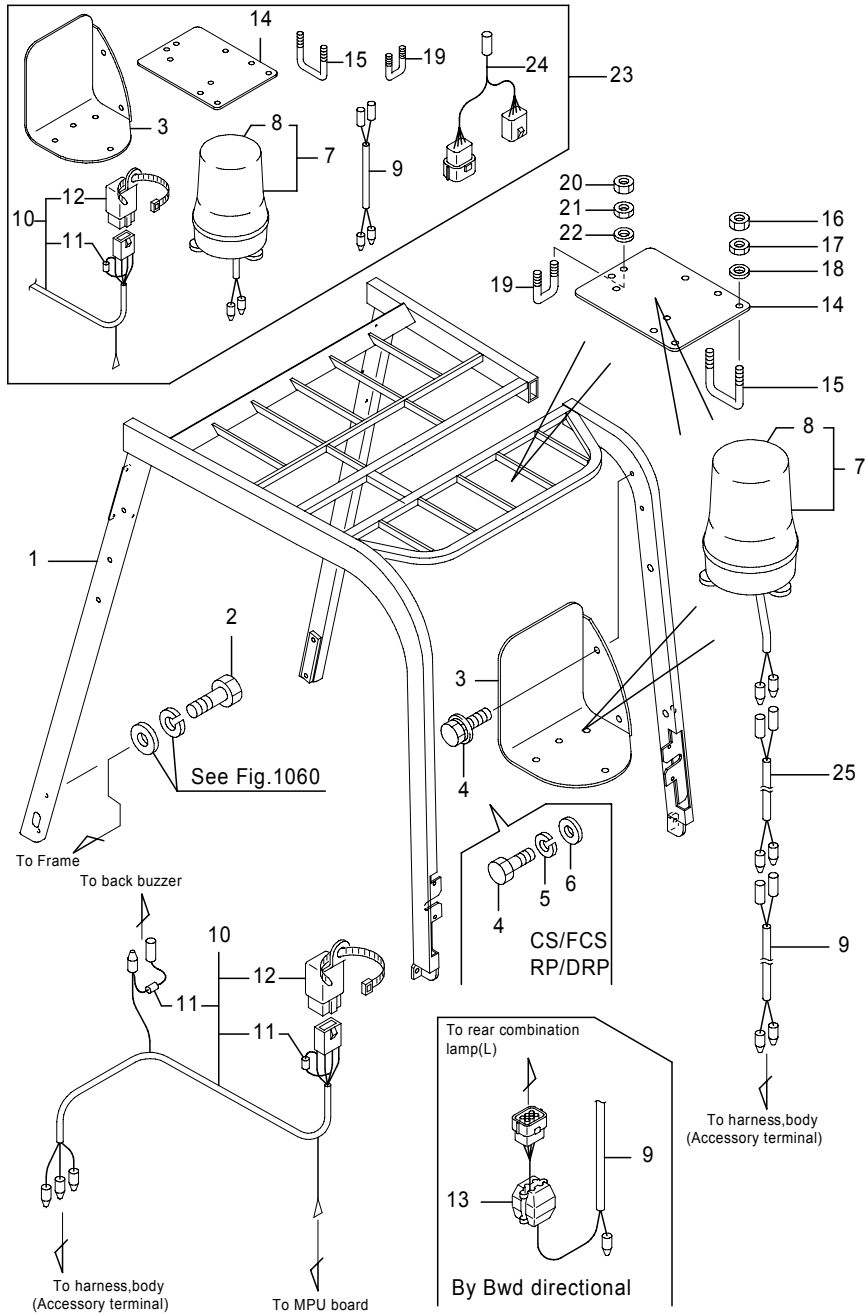


Fig.5000D2 ACCESSORY  
[REVOLVING LAMP, MHI]

(A)=FB20P (D)=FB30P  
(B)=FB25P (E)=  
(C)=FB28P (F)=

No.	Parts No.	Parts Name	(A)	(B)	(C)	(D)	(E)	(F)	i/a	Remarks
17	0000-14006	Nut, jam	4	4	4	4				*2, CS/FCS/RP/DRP
18	0000-72006	Washer, plain	4	4	4	4				*2
18-1	0000-73006	Washer, plain	4	4	4	4			↑	*2
(A=241AC6807-)(B=241AC6807-)(C=241AC6807-)(D=251AC0998-)										
18	0000-52006	Washer, plain	4	4	4	4				*2, CS/FCS/RP/DRP
19	14401-01130	Bolt, U	1	1	1	1				*2
	50004-51410	Bolt, U	1	1	1	1				*2, CS/FCS/RP/DRP
20	0000-00006	Nut	2	2	2	2				*2
20-1	0000-05006	Nut	2	2	2	2			↑	*2
(A=241AC6807-)(B=241AC6807-)(C=241AC6807-)(D=251AC0998-)										
20	0000-04006	Nut	2	2	2	2				*2, CS/FCS/RP/DRP
21	0000-10006	Nut, jam	2	2	2	2				*2
21-1	0000-15006	Nut, jam	2	2	2	2			↑	*2
(A=241AC6807-)(B=241AC6807-)(C=241AC6807-)(D=251AC0998-)										
21	0000-14006	Nut, jam	2	2	2	2				*2, CS/FCS/RP/DRP
22	0000-72006	Washer, plain	2	2	2	2				*2
22-1	0000-73006	Washer, plain	2	2	2	2			↑	*2
(A=241AC6807-)(B=241AC6807-)(C=241AC6807-)(D=251AC0998-)										
22	0000-52006	Washer, plain	2	2	2	2				*2, CS/FCS/RP/DRP
23	99505-00281	Revolving lamp KIT	1	1	1	1				w.o/No.3
	99505-00282	Revolving lamp KIT	1	1	1	1				w.o/No.14,15,19
24	24801-10750	Harness, revolving	1	1	1	1				with Bwd travel
25	24800-93660	Harness, accessory	1	1	1	1			↑	*1, *4
(A=241AC7289-)(B=241AC7289-)(C=241AC7289-)(D=251AC1075-)										

Note : \*1:Hanging type \*2:Upper overhead guard type  
\*3:By key SW, By Fwd/Bwd directional, By Bwd directional  
\*4:w/safety roof, install on rear left



Fig.5000E1 ACCESSORY  
[REVOLVING LAMP(LED)]

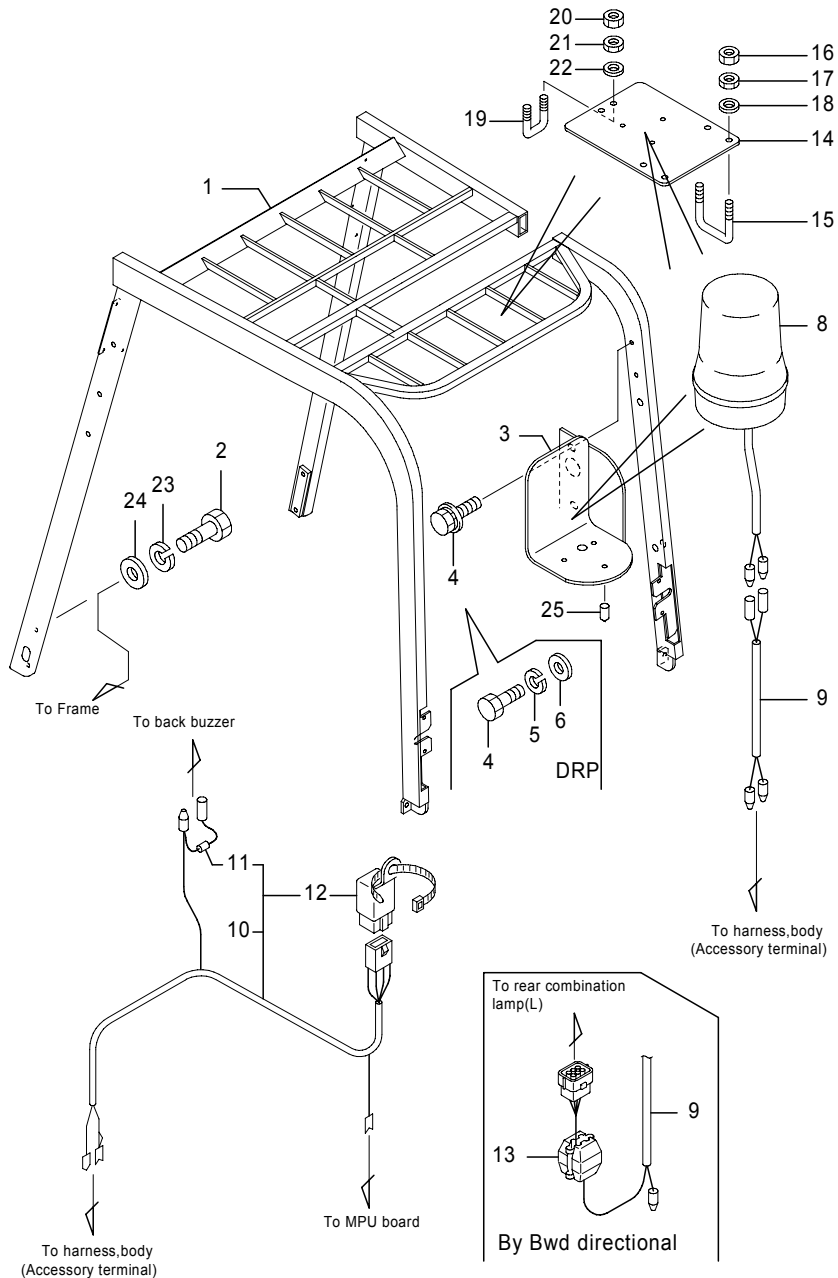


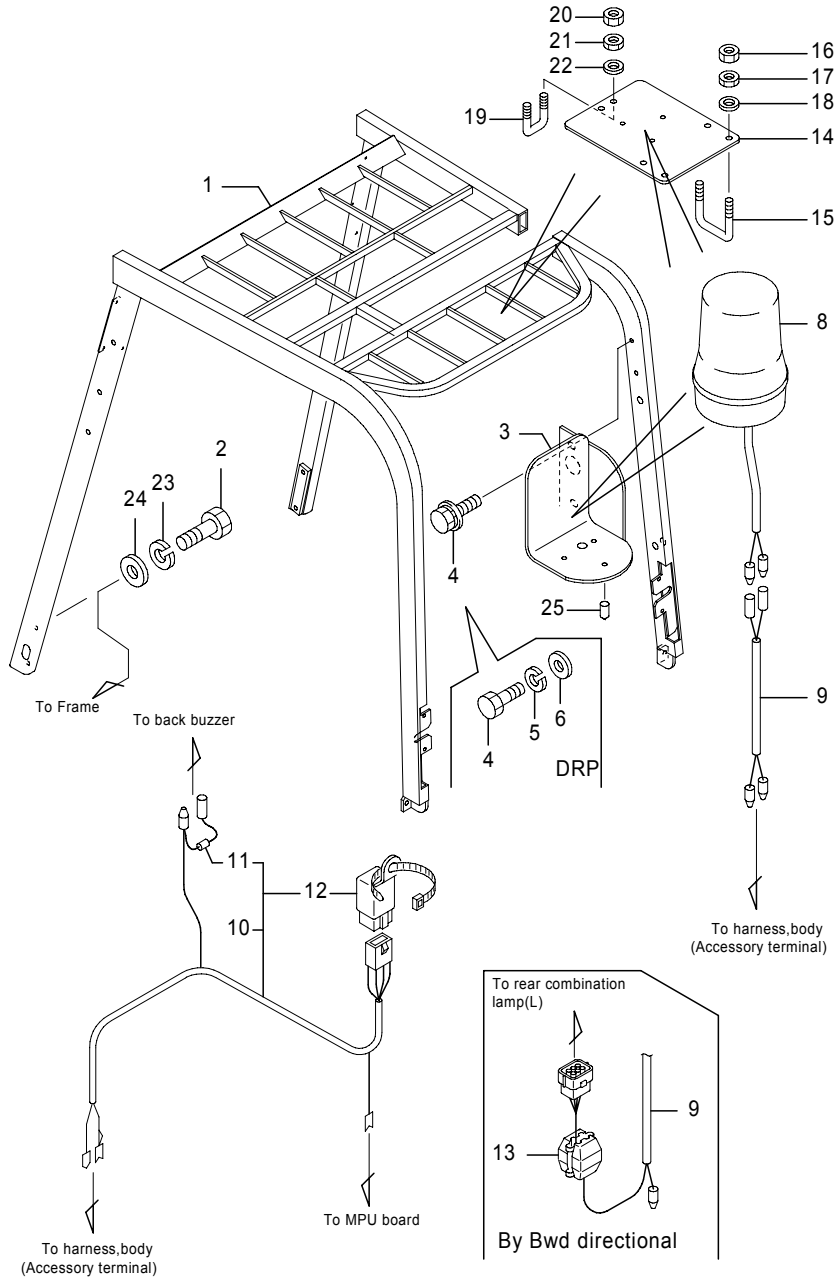
Fig.5000E1 ACCESSORY  
[REVOLVING LAMP(LED)]

(A)=FB20P (D)=FB30P  
(B)=FB25P (E)=  
(C)=FB28P (F)=

No.	Parts No.	Parts Name	(A)	(B)	(C)	(D)	(E)	(F)	i/a	Remarks
1	50004-51370	Guard, overhead	1	1	1	1				*1,L
	50004-54920	Guard, overhead	1	1	1	1				*1,L,high visibility type
2	0024-12030	Bolt	6	6	6	6				*1,CS/FCS/RP/DRP
3	50004-51480	Bracket, lamp	1	1	1	1				*1
3-1	50008-00240	Bracket, lamp	1	1	1	1				*1
-----										
(A=241AC7638-)(B=241AC7638-)(C=241AC7638-)(D=251AC1121-)										
4	0018-08025	Bolt, w/washers	2	2	2	2				*1
	70000-27690	Bolt, w/washers	2	2	2	2				*1,CS/FCS/RP/DRP
-----										
(A=241AC7638-)(B=241AC7638-)(C=241AC7638-)(D=251AC1121-)										
	0014-08025	Bolt	2	2	2	2				*1,CS/FCS/RP/DRP
-----										
(A=-241AC7637)(B=-241AC7637)(C=-241AC7637)(D=-251AC1120)										
5	0000-50008	Washer, lock	2	2	2	2				*1,CS/FCS/RP/DRP
-----										
(A=-241AC7637)(B=-241AC7637)(C=-241AC7637)(D=-251AC1120)										
6	0000-52008	Washer, plain	2	2	2	2				*1,CS/FCS/RP/DRP
-----										
(A=-241AC7637)(B=-241AC7637)(C=-241AC7637)(D=-251AC1120)										
8	70000-93120	Lamp, revolving	1	1	1	1				[**V/**W]
	70000-93130	Lamp, revolving	1	1	1	1				[**V/**W], by key SW, Red
9	24800-70400	Harness, accessory	1	1	1	1				*3
	24801-29660	Harness, accessory	1	1	1	1				*1, by key SW
9-1	54000-02050	Harness, accessory	1	1	1	1				*1, *3
-----										
(A=241AC****-)(B=241AC****-)(C=241AC****-)(D=251AC****-)										
10	54000-95600	Harness, revolving	1	1	1	1				with Fwd/Bwd travel
11	35010-01900	Diode	1	1	1	1				[1G6]
12	35820-00000	Relay	1	1	1	1				[DC48V]
13	70000-12510	Terminal, splice	1	1	1	1				with Bwd travel
-----										
14	50004-51400	Bracket, lamp	1	1	1	1				*2
15	14400-01190	Bolt, U	2	2	2	2				*2
	50000-07660	Bolt, U	2	2	2	2				*2,CS/FCS/RP/DRP
16	0000-05006	Nut	4	4	4	4				*2
	0000-04006	Nut	4	4	4	4				*2,CS/FCS/RP/DRP
-----										
17	0000-15006	Nut, jam	4	4	4	4				*2
	0000-14006	Nut, jam	4	4	4	4				*2,CS/FCS/RP/DRP
18	0000-73006	Washer, plain	4	4	4	4				*2
	0000-52006	Washer, plain	4	4	4	4				*2,CS/FCS/RP/DRP
19	14401-01130	Bolt, U	1	1	1	1				*2

Note : \*1:Hanging type \*2:Upper overhead guard type  
\*3:By key SW, By Fwd/Bwd directional, By Bwd directional

Fig.5000E1 ACCESSORY  
[REVOLVING LAMP(LED)]



462-2478-01  
(462-2478/485-5509)

Fig.5000E1 ACCESSORY  
[REVOLVING LAMP(LED)]

(A)=FB20P (D)=FB30P  
(B)=FB25P (E)=  
(C)=FB28P (F)=

No.	Parts No.	Parts Name	(A)	(B)	(C)	(D)	(E)	(F)	i/a	Remarks
19	50004-51410	Bolt, U	1	1	1	1				*2,CS/FCS/RP/DRP
20	0000-05006	Nut	2	2	2	2				*2
	0000-04006	Nut	2	2	2	2				*2,CS/FCS/RP/DRP
21	0000-15006	Nut, jam	2	2	2	2				*2
	0000-14006	Nut, jam	2	2	2	2				*2,CS/FCS/RP/DRP
22	0000-73006	Washer, plain	2	2	2	2				*2
	0000-52006	Washer, plain	2	2	2	2				*2,CS/FCS/RP/DRP
23	0000-50012	Washer, lock	6	6	6	6				*1,CS/FCS/RP/DRP
24	0000-52012	Washer, plain	6	6	6	6				*1,CS/FCS/RP/DRP
25	70001-34150	Cap	3	3	3	3				*1

(A=241AC6748-)(B=241AC6748-)(C=241AC6748-)

Note : \*1: Hanging type \*2: Upper overhead guard type  
\*3: By key SW, By Fwd/Bwd directional, By Bwd directional

Fig.5000E2 ACCESSORY  
[REVOLVING LAMP(LED), MHI]

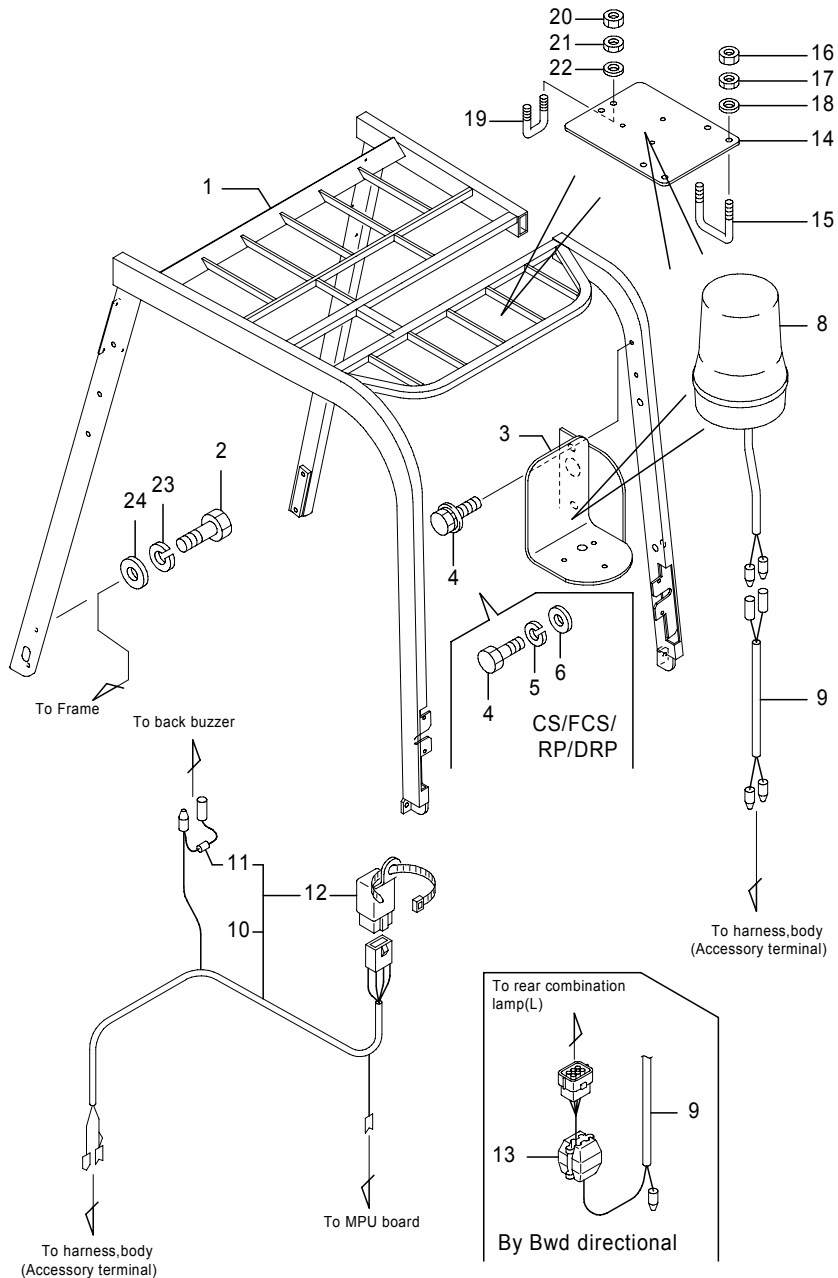


Fig.5000E2 ACCESSORY  
[REVOLVING LAMP(LED), MHI]

(A)=FB20P (D)=FB30P  
(B)=FB25P (E)=  
(C)=FB28P (F)=

No.	Parts No.	Parts Name	(A)	(B)	(C)	(D)	(E)	(F)	i/a	Remarks
1	50004-51370	Guard, overhead	1	1	1	1				*1,L
	50004-54920	Guard, overhead	1	1	1	1				*1,L,high visibility type
2	0024-12030	Bolt	6	6	6	6				*1,CS/FCS/RP/DRP
3	50004-51480	Bracket, lamp	1	1	1	1				*1
4	0018-08025	Bolt, w/washers	2	2	2	2				*1
	0014-08025	Bolt	2	2	2	2				*1,CS/FCS/RP/DRP
5	0000-50008	Washer, lock	2	2	2	2				*1,CS/FCS/RP/DRP
6	0000-52008	Washer, plain	2	2	2	2				*1,CS/FCS/RP/DRP
8	70000-93120	Lamp, revolving	1	1	1	1				[**V/**W]
	70000-93130	Lamp, revolving	1	1	1	1				[**V/**W], by key SW, Red
9	24800-70400	Harness, accessory	1	1	1	1				*3
	24801-29660	Harness, accessory	1	1	1	1				*1, by key SW
9-1	54000-02050	Harness, accessory	1	1	1	1			↑	*1, *3
	(A=241AC****-)(B=241AC****-)(C=241AC****-)(D=251AC****-)									
10	54000-95600	Harness, revolving	1	1	1	1				with Fwd/Bwd travel
11	35010-01900	Diode	1	1	1	1				[1G6]
12	35820-00000	Relay	1	1	1	1				[DC48V]
13	70000-12510	Terminal, splice	1	1	1	1				with Bwd travel
14	50004-51400	Bracket, lamp	1	1	1	1				*2
15	14400-01190	Bolt, U	2	2	2	2				*2
	50000-07660	Bolt, U	2	2	2	2				*2,CS/FCS/RP/DRP
16	0000-05006	Nut	4	4	4	4				*2
	0000-04006	Nut	4	4	4	4				*2,CS/FCS/RP/DRP
17	0000-15006	Nut, jam	4	4	4	4				*2
	0000-14006	Nut, jam	4	4	4	4				*2,CS/FCS/RP/DRP
18	0000-73006	Washer, plain	4	4	4	4				*2
	0000-52006	Washer, plain	4	4	4	4				*2,CS/FCS/RP/DRP
19	14401-01130	Bolt, U	1	1	1	1				*2
	50004-51410	Bolt, U	1	1	1	1				*2,CS/FCS/RP/DRP
20	0000-05006	Nut	2	2	2	2				*2
	0000-04006	Nut	2	2	2	2				*2,CS/FCS/RP/DRP
21	0000-15006	Nut, jam	2	2	2	2				*2
	0000-14006	Nut, jam	2	2	2	2				*2,CS/FCS/RP/DRP
22	0000-73006	Washer, plain	2	2	2	2				*2
	0000-52006	Washer, plain	2	2	2	2				*2,CS/FCS/RP/DRP

Note : \*1:Hanging type \*2:Upper overhead guard type  
\*3:By key SW, By Fwd/Bwd directional, By Bwd directional

Fig.5000E2 ACCESSORY  
[REVOLVING LAMP(LED), MHI]

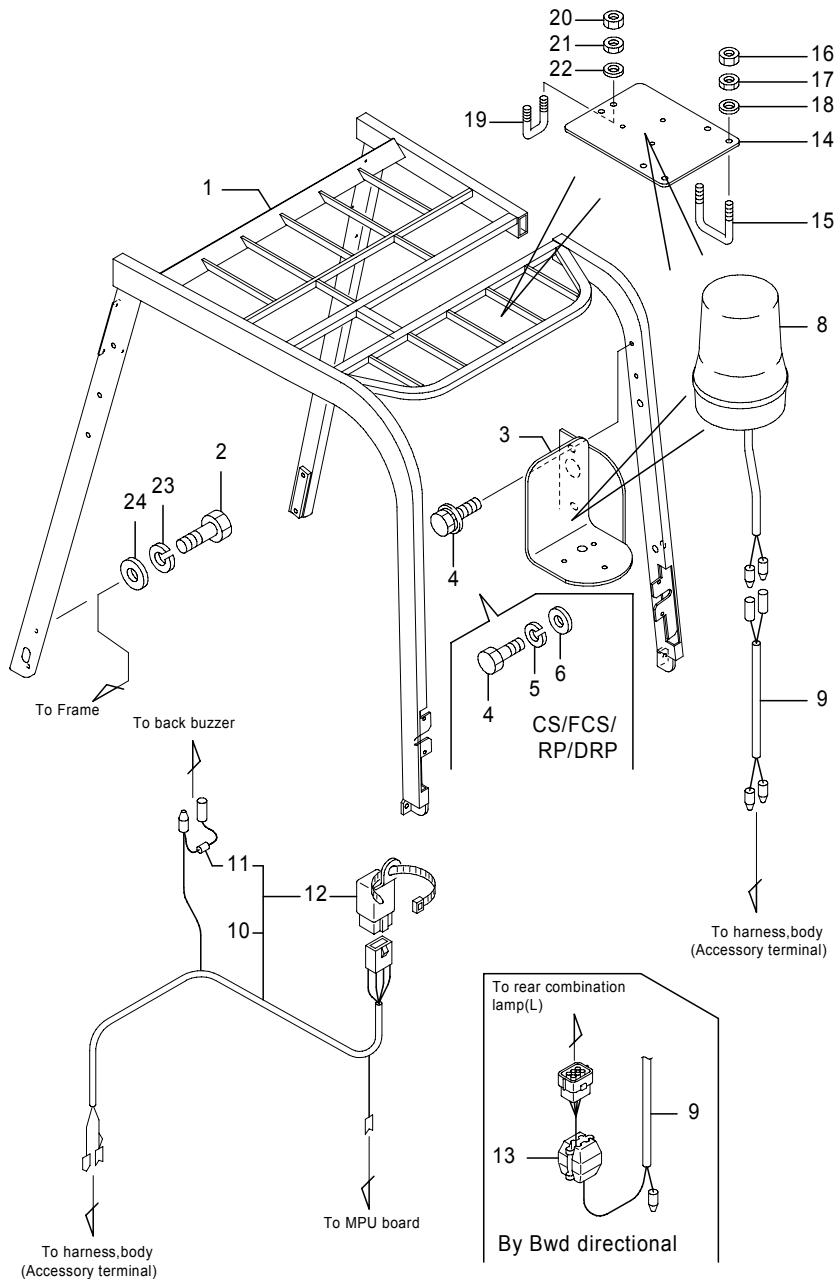


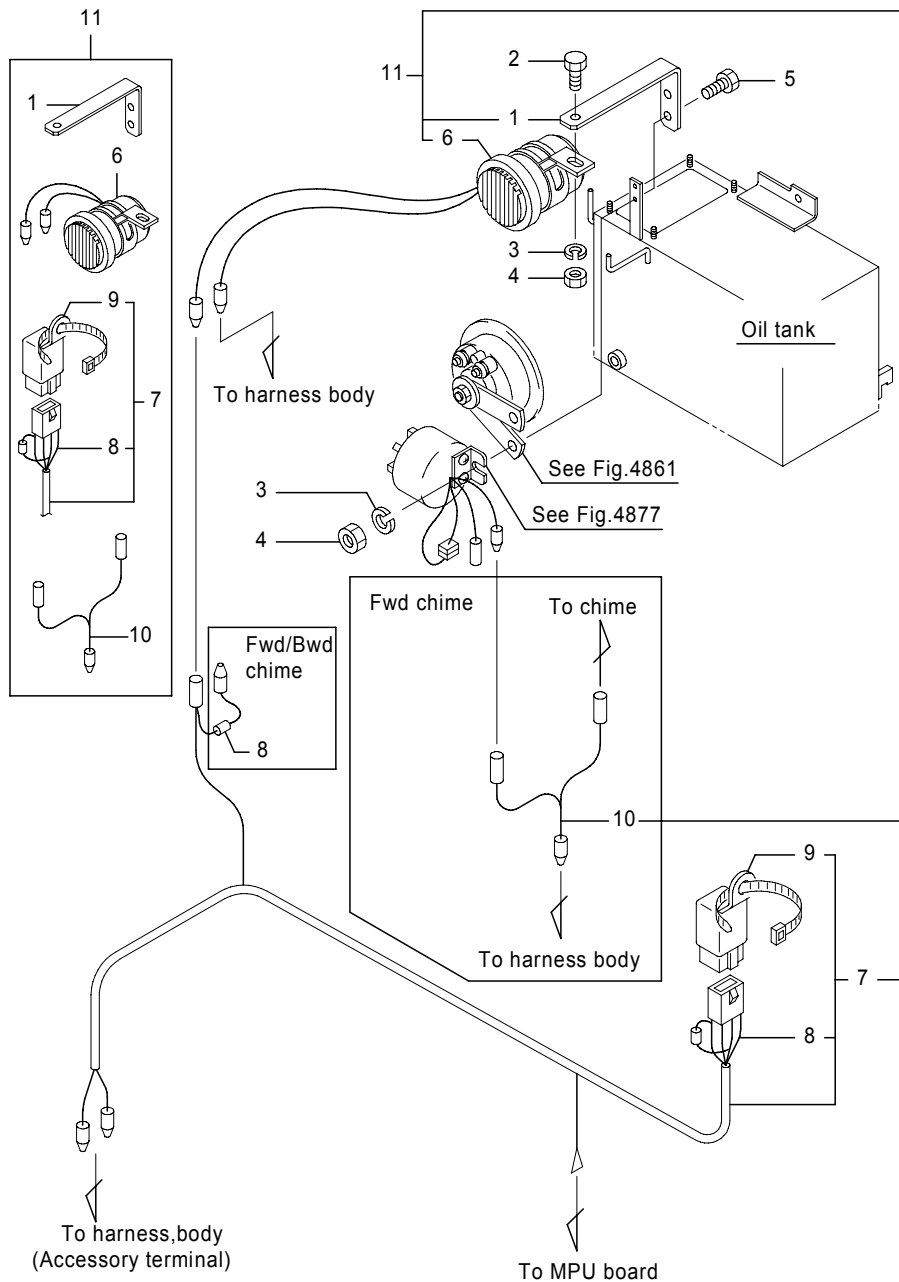
Fig.5000E2 ACCESSORY  
[REVOLVING LAMP(LED), MHI]

(A)=FB20P (D)=FB30P  
(B)=FB25P (E)=  
(C)=FB28P (F)=

No.	Parts No.	Parts Name	(A)	(B)	(C)	(D)	(E)	(F)	i/a	Remarks
23	0000-50012	Washer, lock	6	6	6	6				*1,CS/FCS/RP/DRP
24	0000-52012	Washer, plain	6	6	6	6				*1,CS/FCS/RP/DRP

Note : \*1:Hanging type \*2:Upper overhead guard type  
\*3:By key SW, By Fwd/Bwd directional, By Bwd directional

Fig.5000F ACCESSORY  
[CHIME]



462-1757-01A  
(462-1757/485-5511)

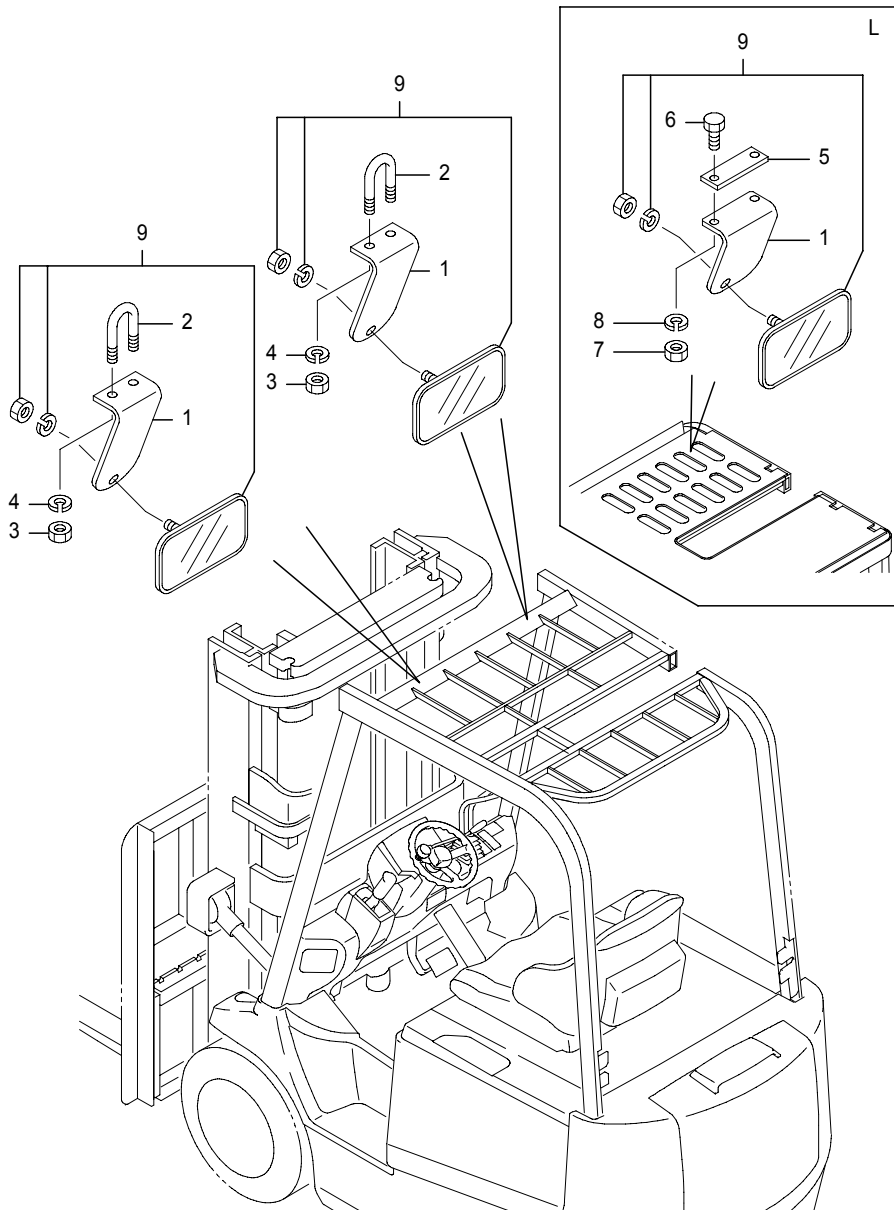
Fig.5000F ACCESSORY  
[CHIME]

(A)=FB20P (D)=FB30P  
(B)=FB25P (E)=  
(C)=FB28P (F)=

No.	Parts No.	Parts Name	(A)	(B)	(C)	(D)	(E)	(F)	i/a	Remarks
1	14401-01150	Bracket, chime	1	1	1	1				
2	0010-08020	Bolt	1	1	1	1				
3	0000-70008	Washer, lock	3	3	3	3				
4	0000-00008	Nut	3	3	3	3				
5	0010-08025	Bolt	2	2	2	2				
6	36630-00160	Chime	1	1	1	1				[DC48V]
7	24801-10931	Harness, buzzer	1	1	1					Fwd/Bwd chime
	24801-10941	Harness, buzzer					1			Fwd/Bwd chime
	24801-10971	Harness, chime	1	1	1					Fwd chime
	24801-10981	Harness, chime					1			Fwd chime
8	35010-01900	Diode	2	2	2	2				[1G6],Fwd/Bwd chime
	35010-01900	Diode	1	1	1	1				[1G6],Fwd chime
9	35820-00000	Relay	1	1	1	1				[DC48V]
10	24801-10990	Harness, accessory	1	1	1	1				Fwd chime
11	99505-00276	Chime KIT	1	1	1	1				w./No.10
	99505-00278	Chime KIT	1	1	1	1				w./No.10

Note :

Fig.5000G ACCESSORY  
[ROOM MIRROR]



462-1759-01A  
(462-1759)

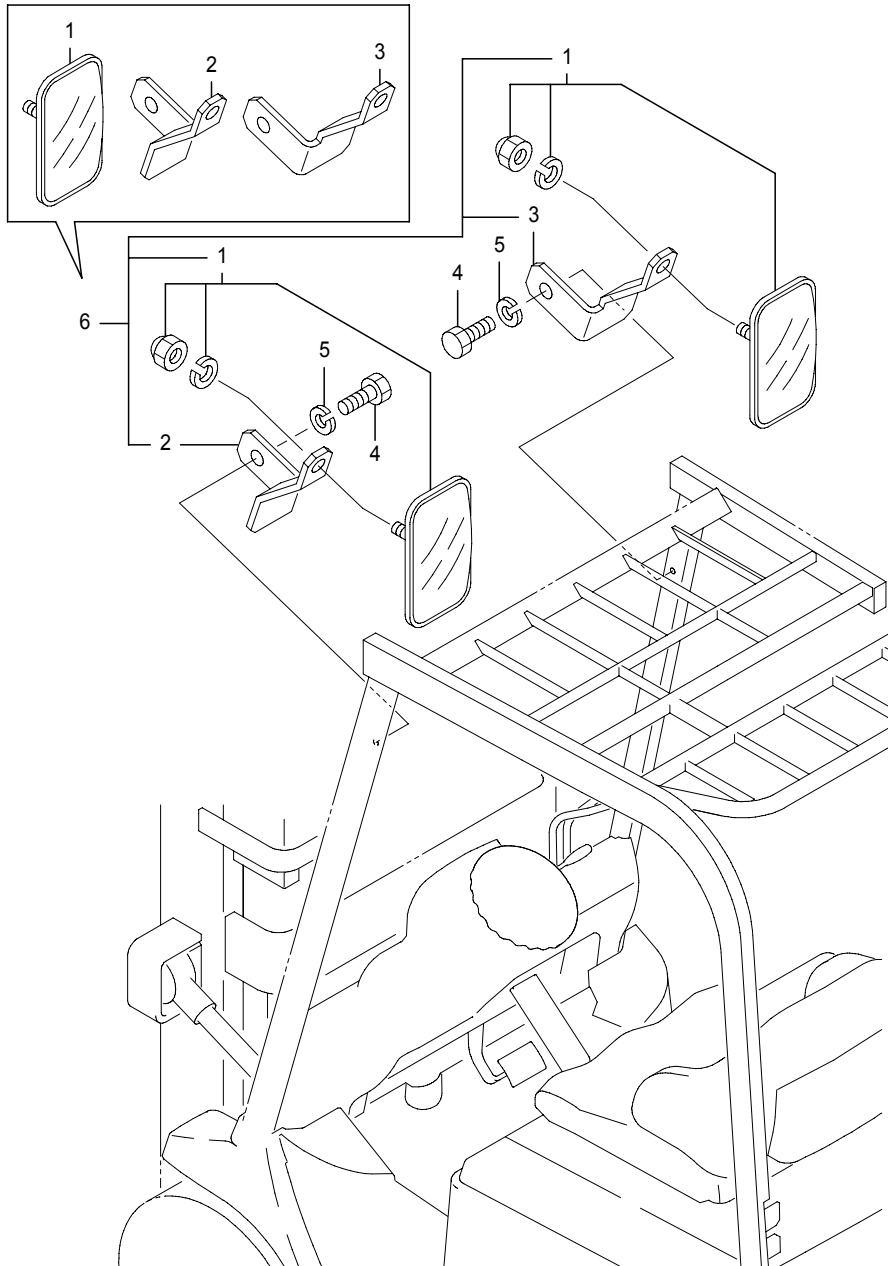
Fig.5000G ACCESSORY  
[ROOM MIRROR]

(A)=FB20P (D)=FB30P  
(B)=FB25P (E)=  
(C)=FB28P (F)=

No.	Parts No.	Parts Name	(A)	(B)	(C)	(D)	(E)	(F)	i/a	Remarks
1	14102-57990	Bracket, mirror	1	1	1	1				RH
	14102-57990	Bracket, mirror	2	2	2	2				LH/RH
	14104-43570	Bracket, mirror	1	1	1	1				RH, L
2	14401-01130	Bolt, U	1	1	1	1				RH
	50004-51410	Bolt, U	1	1	1	1				RH,CS/FCS/RP/DRP
	14401-01130	Bolt, U	2	2	2	2				LH/RH
3	50004-51410	Bolt, U	2	2	2	2				LH/RH,CS/FCS/RP/DRP
	0000-05006	Nut	2	2	2	2				RH
	0000-04006	Nut	2	2	2	2				RH,CS/FCS/RP/DRP
4	0000-05006	Nut	4	4	4	4				LH/RH
	0000-04006	Nut	4	4	4	4				LH/RH,CS/FCS/RP/DRP
	0000-71006	Washer, lock	2	2	2	2				RH
	0000-50006	Washer, lock	2	2	2	2				RH,CS/FCS/RP/DRP
5	0000-71006	Washer, lock	4	4	4	4				LH/RH
	0000-50006	Washer, lock	4	4	4	4				LH/RH,CS/FCS/RP/DRP
	14102-65030	Plate, mirror	1	1	1	1				RH, L
	0015-06020	Bolt	2	2	2	2				RH, L
6	0000-05006	Nut	2	2	2	2				RH, L
	0000-71006	Washer, lock	2	2	2	2				RH, L
7	0000-05006	Nut	2	2	2	2				RH, L
	0000-71006	Washer, lock	2	2	2	2				RH, L
8	32090-01480	Mirror, driving	1	1	1	1				RH
	32090-01480	Mirror, driving	2	2	2	2				LH/RH

Note :

Fig.5000H ACCESSORY  
[BACK MIRROR]



462-1780-01A  
(462-1780)

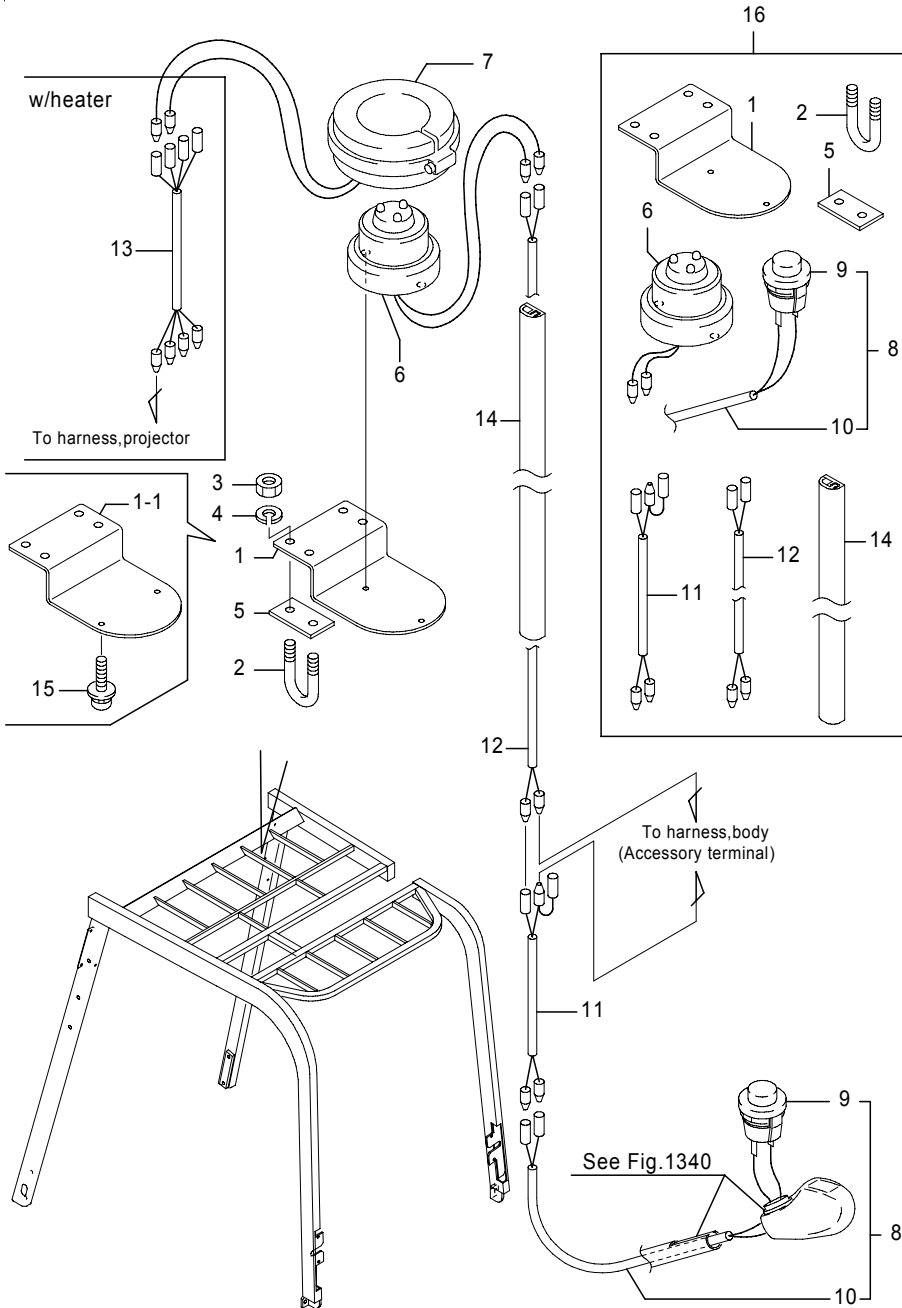
Fig.5000H ACCESSORY  
[BACK MIRROR]

(A)=FB20P (D)=FB30P  
(B)=FB25P (E)=  
(C)=FB28P (F)=

No.	Parts No.	Parts Name	(A)	(B)	(C)	(D)	(E)	(F)	i/a	Remarks
1	32090-01480	Mirror, driving	2	2	2	2				LH/RH
	32090-01480	Mirror, driving	1	1	1	1				LH
2	14400-55220	Bracket(L), mirror	1	1	1	1				LH
3	14400-55230	Bracket(R), mirror	1	1	1	1				LH/RH
4	0010-08016	Bolt	2	2	2	2				LH/RH
	0014-08016	Bolt	2	2	2	2				LH/RH,CS/FCS/RP/DRP
	0010-08016	Bolt	1	1	1	1				LH
	0014-08016	Bolt	1	1	1	1				LH,CS/FCS/RP/DRP
5	0000-70008	Washer, lock	2	2	2	2				LH/RH
	0000-50008	Washer, lock	2	2	2	2				LH/RH,CS/FCS/RP/DRP
	0000-70008	Washer, lock	1	1	1	1				LH
	0000-50008	Washer, lock	1	1	1	1				LH,CS/FCS/RP/DRP
6	99505-00279	Back mirror KIT	1	1	1	1				

Note :

Fig.5000I ACCESSORY  
[MAGIC EYE]



462-2065-01A  
(462-2065/485-5543)

Fig.5000I ACCESSORY  
[MAGIC EYE]

(A)=FB20P (D)=FB30P  
(B)=FB25P (E)=  
(C)=FB28P (F)=

No.	Parts No.	Parts Name	(A)	(B)	(C)	(D)	(E)	(F)	i/a	Remarks
1	50000-37010	Bracket, magic eye	1	1	1	1				
1-1	50000-37011	Bracket, magic eye (A=241AC2143-)(B=241AC2143-)(C=241AC2143-)(D=251AC0221-)	1	1	1	1			↑	
2	14401-01140	Bolt, U	2	2	2	2				
3	0000-15006	Nut, jam	4	4	4	4				
4	0000-71006	Washer, lock	4	4	4	4				
5	14400-23400	Plate, revolving light	2	2	2	2				
6	35410-00030	Eye, magic	1	1	1	1				
7	35410-00050	Heater, magic eye	1	1	1	1				w/heater, [48V/20W]
8	24300-38240	Switch comp., push	1	1	1	1				
9	35610-35950	Switch, push	1	1	1	1				
10	24300-38250	Harness, horn switch	1	1	1	1				
11	24801-19260	Harness, projector	1	1	1	1				
12	24801-11960	Harness, accessory	1	1	1	1				
13	24801-21650	Harness, accessory	1	1	1	1				w/heater
14	14102-67021	Protector, head guard	2	2	2	2				
15	0076-03025	Screw, w/washers (A=241AC2143-)(B=241AC2143-)(C=241AC2143-)(D=251AC0221-)	2	2	2	2				
16	99505-00280	Mgic eye KIT	1	1	1	1				

Note :



Fig.5000J ACCESSORY  
[EXTENSION FORK]

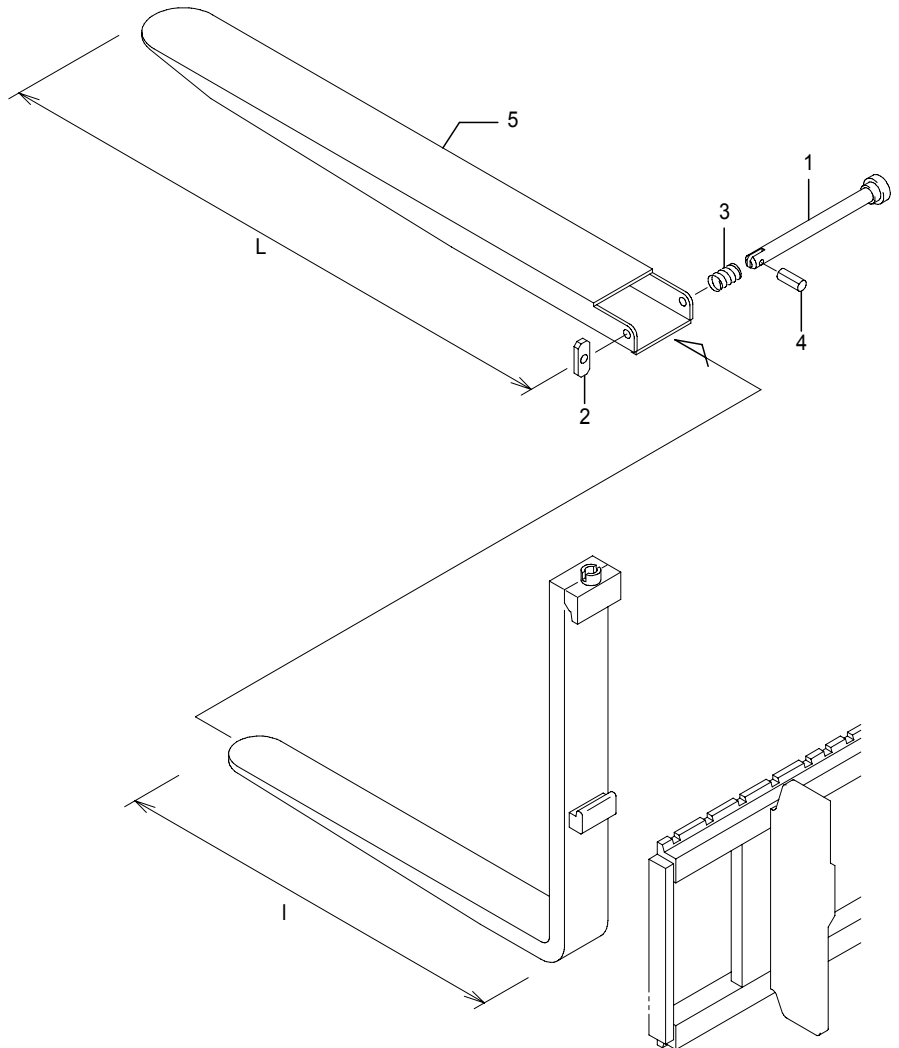


Fig.5000J ACCESSORY  
[EXTENSION FORK]

(A)=FB20P (D)=FB30P  
(B)=FB25P (E)=  
(C)=FB28P (F)=

No.	Parts No.	Parts Name	(A)	(B)	(C)	(D)	(E)	(F)	i/a	Remarks
1	4210-69440	Pin, extension fork	2	2	2	2				
2	4210-69410	Stopper	2	2	2	2				
3	4210-69430	Spring	2	2	2	2				
4	0303-06010	Pin, spring	2	2	2	2				
5	14705-71010	Fork, extension	2							[l=850,t36×W122], L=1050
	14705-71020	Fork, extension	2							[l=920,t36×W120], L=1100
	14705-71030	Fork, extension	2							[l=920,t36×W120], L=1150
	14705-71040	Fork, extension	2							[l=920,t36×W120], L=1200
	14705-71050	Fork, extension	2							[l=920,t36×W120], L=1300
	14705-71060	Fork, extension	2							[l=920,t36×W120], L=1400
	14705-71070	Fork, extension	2							[l=920,t36×W120], L=1500
	14705-71080	Fork, extension	2							[l=920,t36×W120], L=1550
	14705-71090	Fork, extension	2							[l=920,t36×W120], L=1600
	14705-71100	Fork, extension	2							[l=920,t36×W120], L=1650
	14705-71110	Fork, extension	2							[l=920,t36×W120], L=1700
	14705-71120	Fork, extension	2							[l=920,t36×W120], L=1800
	14705-71130	Fork, extension	2							[l=920,t36×W120], L=1900
	14705-71140	Fork, extension	2							[l=920,t36×W120], L=2000
	14705-71150	Fork, extension	2							[l=920,t36×W120], L=2200
	14705-71160	Fork, extension	2							[l=1000,t36×W122], L=1200
	14705-71170	Fork, extension	2							[l=1000,t36×W122], L=1300
	14705-71180	Fork, extension	2							[l=1000,t36×W122], L=1800
	14705-71190	Fork, extension	2							[l=1070,t36×W122], L=1200
	14705-71200	Fork, extension	2							[l=1070,t36×W122], L=1300
	14705-71210	Fork, extension	2							[l=1070,t36×W122], L=1400
	14705-71220	Fork, extension	2							[l=1070,t36×W122], L=1500
	14705-71230	Fork, extension	2							[l=1070,t36×W122], L=1600
	14705-71240	Fork, extension	2							[l=1070,t36×W122], L=1700
	14705-71250	Fork, extension	2							[l=1070,t36×W122], L=1800
	14705-71260	Fork, extension	2							[l=1070,t36×W122], L=1900
	14705-71270	Fork, extension	2							[l=1070,t36×W122], L=2000
	14705-71280	Fork, extension	2							[l=1070,t36×W122], L=2100
	14705-71290	Fork, extension	2							[l=1070,t36×W122], L=2200
	14705-71290	Fork, extension	2	2						[l=850,t40×W122], L=1050
	14700-73440	Fork, extension	2	2						[l=920,t40×W122], L=1100

Note :

Fig.5000J ACCESSORY  
[EXTENSION FORK]

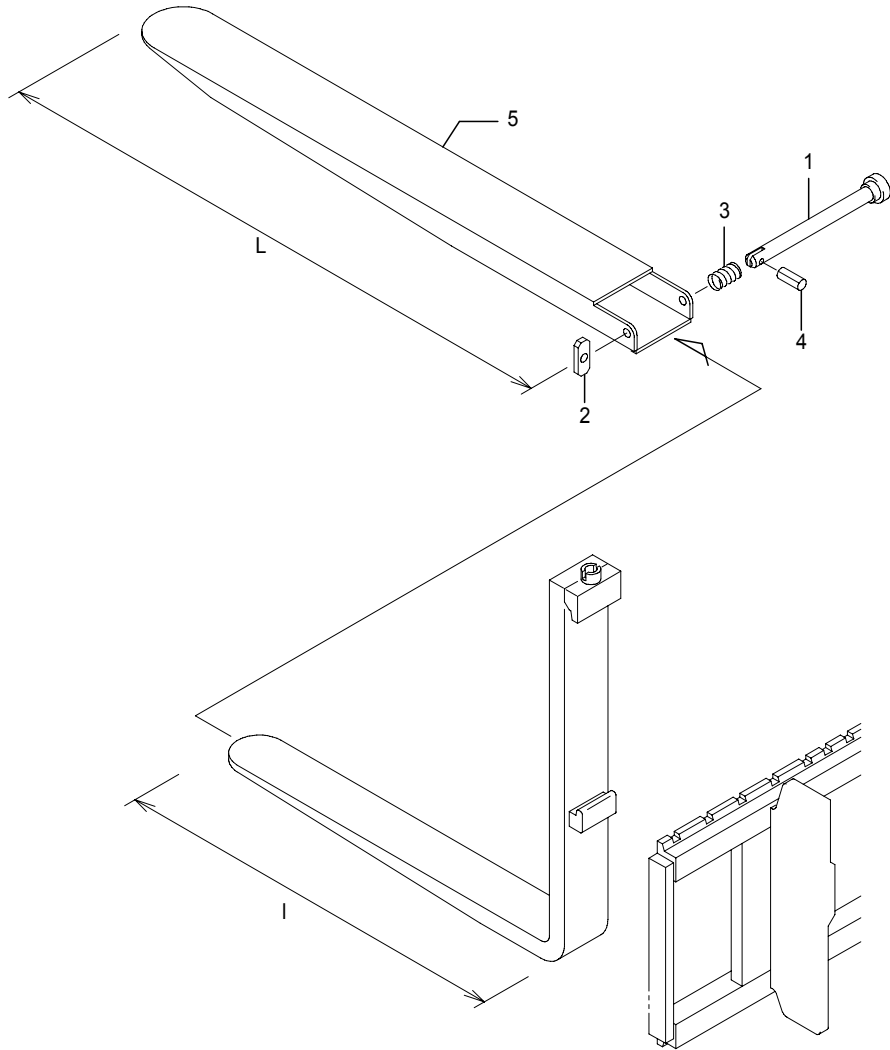


Fig.5000J ACCESSORY  
[EXTENSION FORK]

(A)=FB20P (D)=FB30P  
(B)=FB25P (E)=  
(C)=FB28P (F)=

No.	Parts No.	Parts Name	(A)	(B)	(C)	(D)	(E)	(F)	i/a	Remarks
5	14701-13840	Fork, extension	2	2						[l=920,t40×W122], L=1150
	14700-03650	Fork, extension	2	2						[l=920,t40×W122], L=1200
	14700-03660	Fork, extension	2	2						[l=920,t40×W122], L=1300
	14700-03670	Fork, extension	2	2						[l=920,t40×W122], L=1400
	14700-03680	Fork, extension	2	2						[l=920,t40×W122], L=1500
	14700-94490	Fork, extension	2	2						[l=920,t40×W122], L=1550
	14700-03690	Fork, extension	2	2						[l=920,t40×W122], L=1600
	14700-57100	Fork, extension	2	2						[l=920,t40×W122], L=1650
	14700-03700	Fork, extension	2	2						[l=920,t40×W122], L=1700
	14700-03710	Fork, extension	2	2						[l=920,t40×W122], L=1800
	14700-21940	Fork, extension	2	2						[l=920,t40×W122], L=1900
	14700-21950	Fork, extension	2	2						[l=920,t40×W122], L=2000
	14701-00380	Fork, extension	2	2						[l=1000,t40×W122], L=1200
	14701-61670	Fork, extension	2	2						[l=1000,t40×W122], L=1300
	14701-08600	Fork, extension	2	2						[l=1000,t40×W122], L=1800
	14701-45160	Fork, extension	2	2						[l=1000,t40×W122], L=2200
	14702-98130	Fork, extension	2	2						[l=1070,t40×W122], L=1200
	14700-03720	Fork, extension	2	2						[l=1070,t40×W122], L=1400
	14700-03730	Fork, extension	2	2						[l=1070,t40×W122], L=1500
	14700-03740	Fork, extension	2	2						[l=1070,t40×W122], L=1600
	14700-03750	Fork, extension	2	2						[l=1070,t40×W122], L=1700
	14700-03760	Fork, extension	2	2						[l=1070,t40×W122], L=1800
	14700-03770	Fork, extension	2	2						[l=1070,t40×W122], L=1900
	14700-03780	Fork, extension	2	2						[l=1070,t40×W122], L=2000
	14701-17190	Fork, extension	2	2						[l=1070,t40×W122], L=2100
	14700-98010	Fork, extension	2	2						[l=1070,t40×W122], L=2200
	14700-03790	Fork, extension	2	2						[l=1220,t40×W122], L=1500
	14700-03800	Fork, extension	2	2						[l=1220,t40×W122], L=1600
	14700-03810	Fork, extension	2	2						[l=1220,t40×W122], L=1700
	14700-03820	Fork, extension	2	2						[l=1220,t40×W122], L=1800
	14700-03830	Fork, extension	2	2						[l=1220,t40×W122], L=1900
	14700-03840	Fork, extension	2	2						[l=1220,t40×W122], L=2000
	14701-70740	Fork, extension	2	2						[l=1220,t40×W122], L=2100
	14700-65650	Fork, extension			2	2				[l=1070,t44×W122], L=1200
	14700-57980	Fork, extension			2	2				[l=1070,t44×W122], L=1300

Note :

Fig.5000J ACCESSORY  
[EXTENSION FORK]

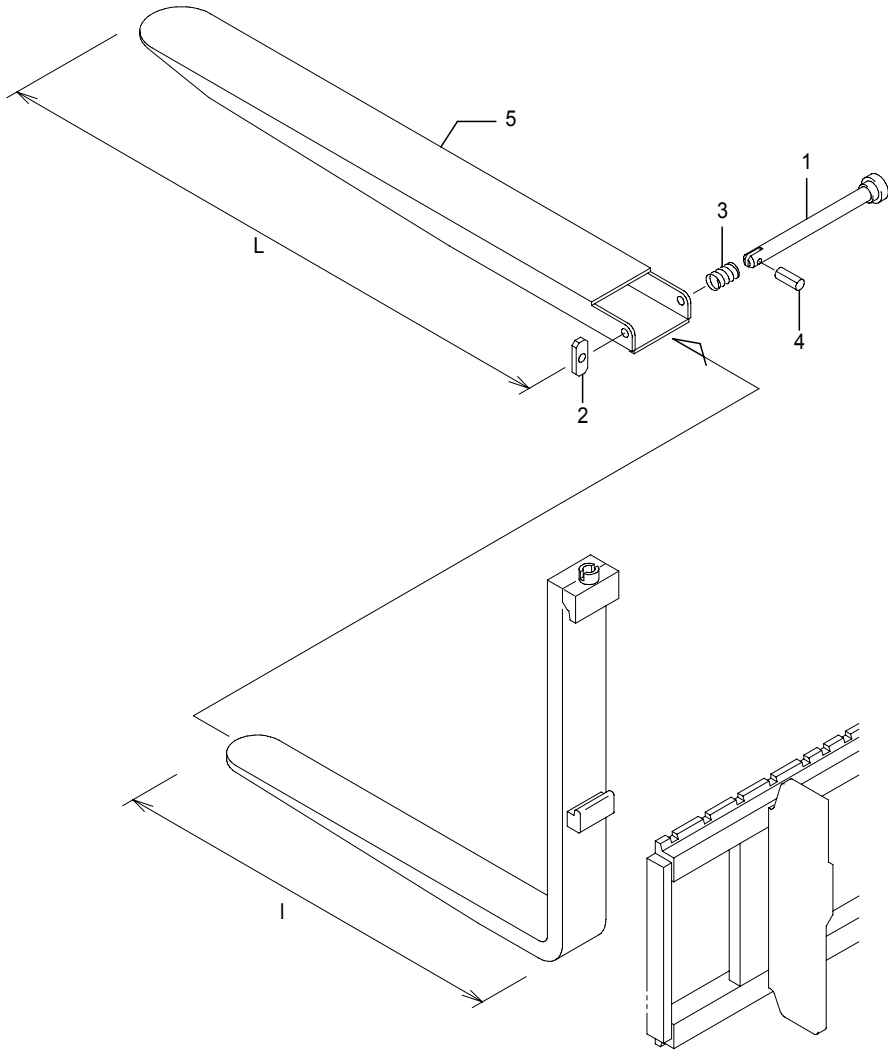


Fig.5000J ACCESSORY  
[EXTENSION FORK]

(A)=FB20P (D)=FB30P  
(B)=FB25P (E)=  
(C)=FB28P (F)=

No.	Parts No.	Parts Name	(A)	(B)	(C)	(D)	(E)	(F)	i/a	Remarks
5	14700-03890	Fork, extension				2	2			[l=1070,t44×W122], L=1400
	14700-93740	Fork, extension				2	2			[l=1070,t44×W122], L=1450
	14700-03900	Fork, extension				2	2			[l=1070,t44×W122], L=1500
	14700-03910	Fork, extension				2	2			[l=1070,t44×W122], L=1600
	14700-03920	Fork, extension				2	2			[l=1070,t44×W122], L=1700
	14700-03930	Fork, extension				2	2			[l=1070,t44×W122], L=1800
	14700-03940	Fork, extension				2	2			[l=1070,t44×W122], L=1900
	14700-03950	Fork, extension				2	2			[l=1070,t44×W122], L=2000
	14700-04020	Fork, extension				2	2			[l=1370,t44×W122], L=1700
	14700-04030	Fork, extension				2	2			[l=1370,t44×W122], L=1800
	14700-04040	Fork, extension				2	2			[l=1370,t44×W122], L=1900
	14700-04050	Fork, extension				2	2			[l=1370,t44×W122], L=2000

Note :

Fig.5000K ACCESSORY  
[EARTH CHAIN]

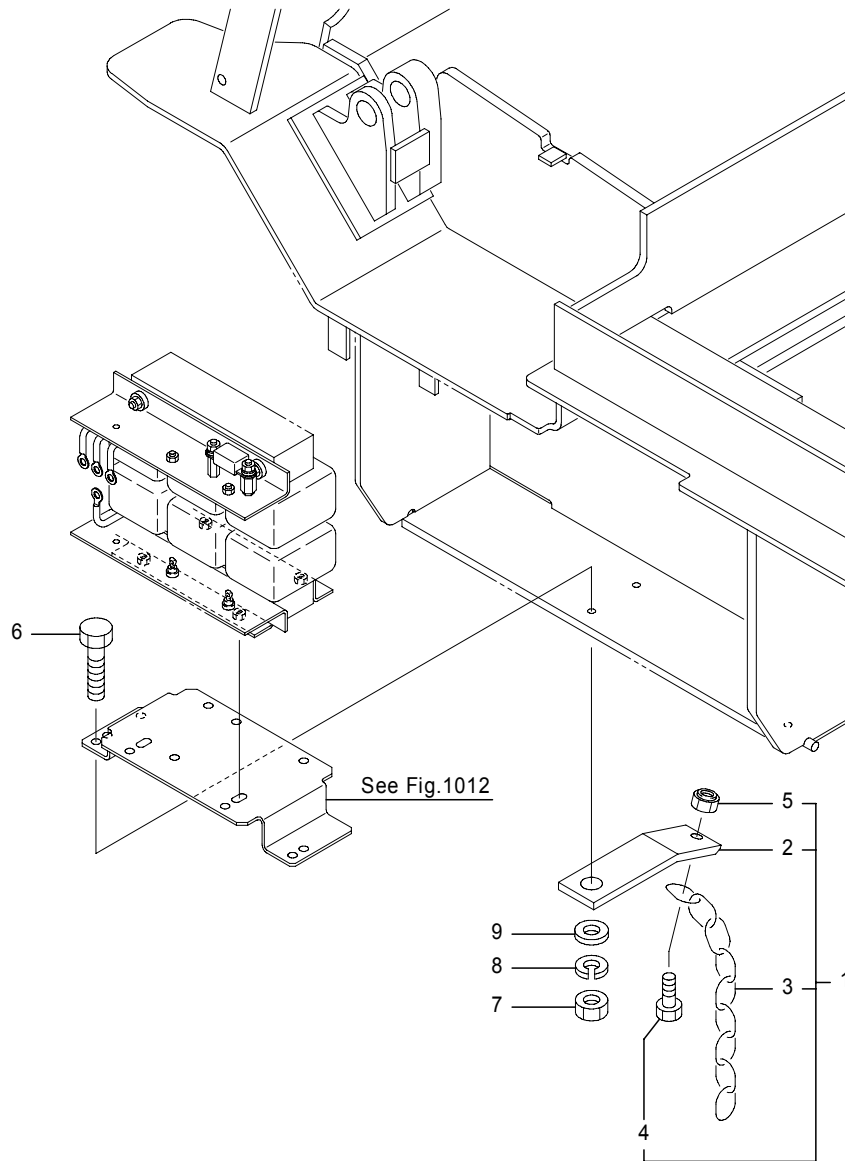


Fig.5000K ACCESSORY  
[EARTH CHAIN]

(A)=FB20P (D)=FB30P  
(B)=FB25P (E)=  
(C)=FB28P (F)=

No.	Parts No.	Parts Name	(A)	(B)	(C)	(D)	(E)	(F)	i/a	Remarks
1	14800-38540	Chain comp., earth	1	1	1	1				
2	14800-38550	Bracket, chain	1	1	1	1				
3	31440-20320	Chain	1	1	1	1				
4	0000-05012	Bolt	1	1	1	1				
5	00000-41005	Nut, U	1	1	1	1				
6	0125-10040	Bolt	1	1	1	1				
7	0000-25010	Nut	1	1	1	1				
8	0000-71010	Washer, lock	1	1	1	1				
9	0000-73010	Washer, plain	1	1	1	1				

Note :

Fig.5001A FRONT WINDOW 1  
[WIPER(UNDER)]

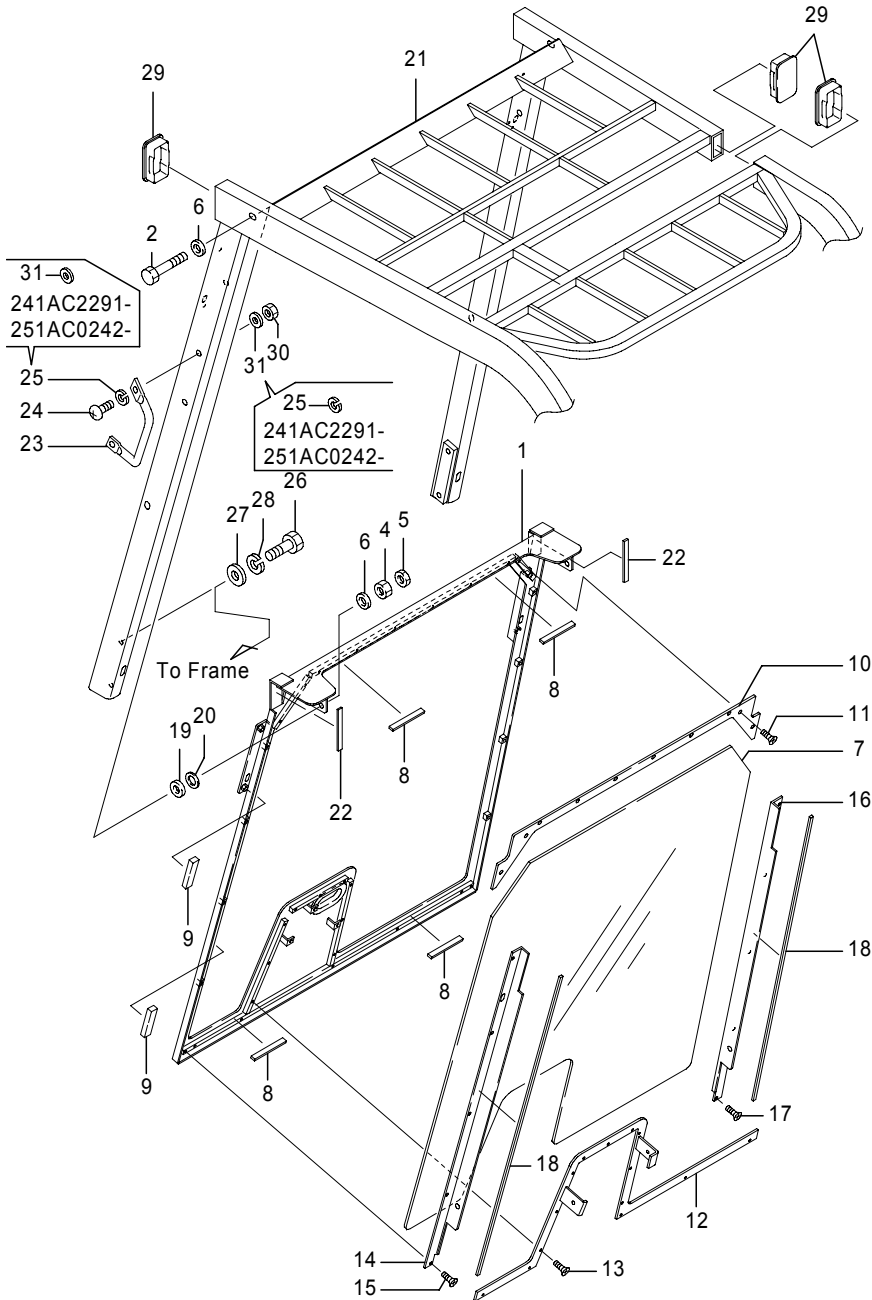


Fig.5001A FRONT WINDOW 1  
[WIPER(UNDER)]

(A)=FB20P (D)=FB30P  
(B)=FB25P (E)=  
(C)=FB28P (F)=

No.	Parts No.	Parts Name	(A)	(B)	(C)	(D)	(E)	(F)	i/a	Remarks
1	14800-42521	Window, front	1	1	1	1				
	14800-42581	Window, front	1	1	1					L
2	0025-10070	Bolt	4	4	4	4				
4	0000-25010	Nut	4	4	4	4				
5	0000-35010	Nut, jam	4	4	4	4				
6	0000-73010	Washer, plain	8	8	8	8				
7	14800-42530	Glass, front	1	1	1	1				t5
	14800-42600	Glass, front	1	1	1					t5,L
8	14800-40270	Rubber(1)	4	4	4	4				
9	14800-40190	Rubber(2)	4	4	4	4				
10	14800-42690	Support(1)	1	1	1	1				
11	0081-05010	Screw, flat head	8	8	8	8				
12	14800-42540	Support(2)	1	1	1	1				
13	0081-05010	Screw, flat head	14	14	14	14				
14	14800-40243	Support(3)	1	1	1	1				
	14800-40901	Support(3)	1	1	1					L
15	0081-05010	Screw, flat head	5	5	5	5				
16	14800-40253	Support(4)	1	1	1	1				
	14800-40911	Support(4)	1	1	1					L
17	0081-05010	Screw, flat head	5	5	5	5				
18	14800-39951	Packing(1)	2	2	2	2				
19	14800-39962	Packing(2)	4	4	4	4				
20	14800-41170	Packing(3)	AR	AR	AR	AR				
21	50001-32650	Guard, overhead	1	1	1					
21-1	50001-32651	Guard, overhead	1	1	1					↑
	(A=241AC2291-)(B=241AC2291-)(C=241AC2291-)									
21	50001-32660	Guard, overhead				1				
21-1	50001-32661	Guard, overhead				1				↑
	(D=251AC0242-)									
21	50001-32680	Guard, overhead	1	1	1					L
21-1	50001-32681	Guard, overhead	1	1	1					↑ L
	(A=241AC1993-)(B=241AC1993-)(C=241AC1993-)									
21-2	50001-32682	Guard, overhead	1	1	1					↑ L
	(A=241AC2291-)(B=241AC2291-)(C=241AC2291-)									
22	14800-45450	Packing(1)	2	2	2	2				

Note : Pm/Fm:Bwd tilt 3-MLH<2700, Bwd tilt 6-MLH>=2700

Mm:Bwd tilt 3-MLH<4300, Bwd tilt 6-MLH>=4300

Fig.5001A FRONT WINDOW 1  
[WIPER(UNDER)]

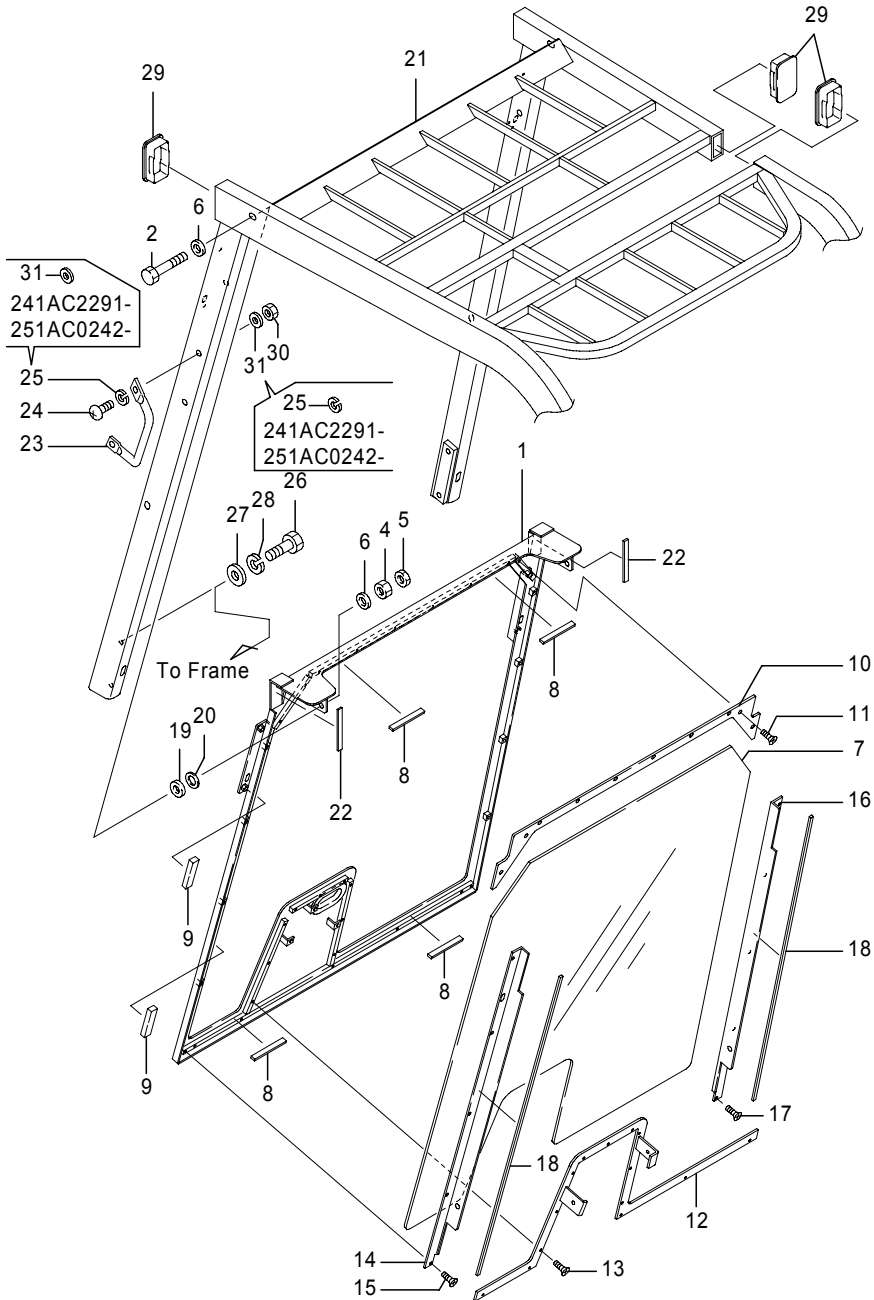


Fig.5001A FRONT WINDOW 1  
[WIPER(UNDER)]

(A)=FB20P (D)=FB30P  
(B)=FB25P (E)=  
(C)=FB28P (F)=

No.	Parts No.	Parts Name	(A)	(B)	(C)	(D)	(E)	(F)	i/a	Remarks
23	32310-02760	Grip	1	1	1	1				LH
24	0071-06060	Screw, pan head	2	2	2	2				LH
25	0000-71006	Washer, lock	2	2	2	2				LH
26	0022-12030	Bolt	6	6	6	6				
27	0000-73012	Washer, plain	6	6	6	6				
28	0000-71012	Washer, lock	6	6	6	6				
29	14104-51590	Cap	4	4	4	4				
30	31030-03430	Nut, cap	2	2	2	2				
31	0000-73006	Washer, plain	2	2	2	2				

Note : Pm/Fm:Bwd tilt 3-MLH<2700, Bwd tilt 6-MLH>=2700  
Mm:Bwd tilt 3-MLH<4300, Bwd tilt 6-MLH>=4300

Fig.5001B FRONT WINDOW 1  
[WIPER(UNDER), MHI]

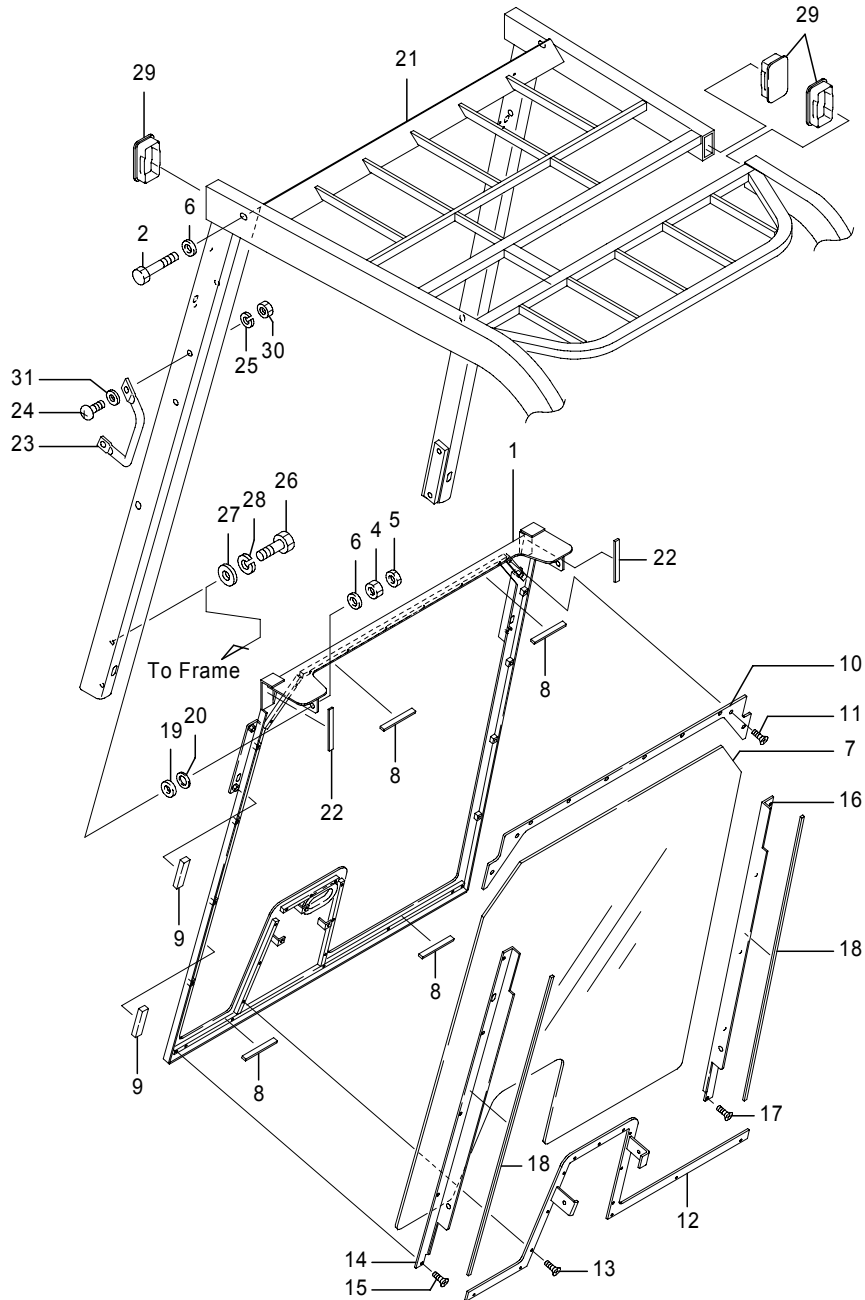


Fig.5001B FRONT WINDOW 1  
[WIPER(UNDER), MHI]

(A)=FB20P (D)=FB30P  
(B)=FB25P (E)=  
(C)=FB28P (F)=

No.	Parts No.	Parts Name	(A)	(B)	(C)	(D)	(E)	(F)	i/a	Remarks
1	14800-42521	Window, front	1	1	1	1				
	14800-42581	Window, front	1	1	1					L
2	0025-10070	Bolt	4	4	4	4				
4	0000-25010	Nut	4	4	4	4				
5	0000-35010	Nut, jam	4	4	4	4				
6	0000-73010	Washer, plain	8	8	8	8				
7	14800-42530	Glass, front	1	1	1	1				t5
	14800-42600	Glass, front	1	1	1					t5,L
8	14800-40270	Rubber(1)	4	4	4	4				
9	14800-40190	Rubber(2)	4	4	4	4				
10	14800-42690	Support(1)	1	1	1	1				
11	0081-05010	Screw, flat head	8	8	8	8				
12	14800-42540	Support(2)	1	1	1	1				
13	0081-05010	Screw, flat head	14	14	14	14				
14	14800-40243	Support(3)	1	1	1	1				
	14800-40901	Support(3)	1	1	1					L
15	0081-05010	Screw, flat head	5	5	5	5				
16	14800-40253	Support(4)	1	1	1	1				
	14800-40911	Support(4)	1	1	1					L
17	0081-05010	Screw, flat head	5	5	5	5				
18	14800-39951	Packing(1)	2	2	2	2				
19	14800-39962	Packing(2)	4	4	4	4				
20	14800-41170	Packing(3)	AR	AR	AR	AR				
21	50001-32651	Guard, overhead	1	1	1					
	50001-32661	Guard, overhead				1				
	50005-95680	Guard, overhead	1	1	1					L,high visibility type
22	14800-45450	Packing(1)	2	2	2	2				
23	32310-02760	Grip	1	1	1	1				LH
24	0071-06060	Screw, pan head	2	2	2	2				LH
25	0000-71006	Washer, lock	2	2	2	2				LH
26	0022-12030	Bolt	6	6	6	6				
27	0000-73012	Washer, plain	6	6	6	6				
28	0000-71012	Washer, lock	6	6	6	6				
29	50006-18090	Cap	4	4	4	4				
30	31030-03430	Nut, cap	2	2	2	2				

Note : Pm/Fm:Bwd tilt 3-MLH<2700, Bwd tilt 6-MLH>=2700

Mm:Bwd tilt 3-MLH<4300, Bwd tilt 6-MLH>=4300

Fig.5001B FRONT WINDOW 1  
[WIPER(UNDER), MHI]

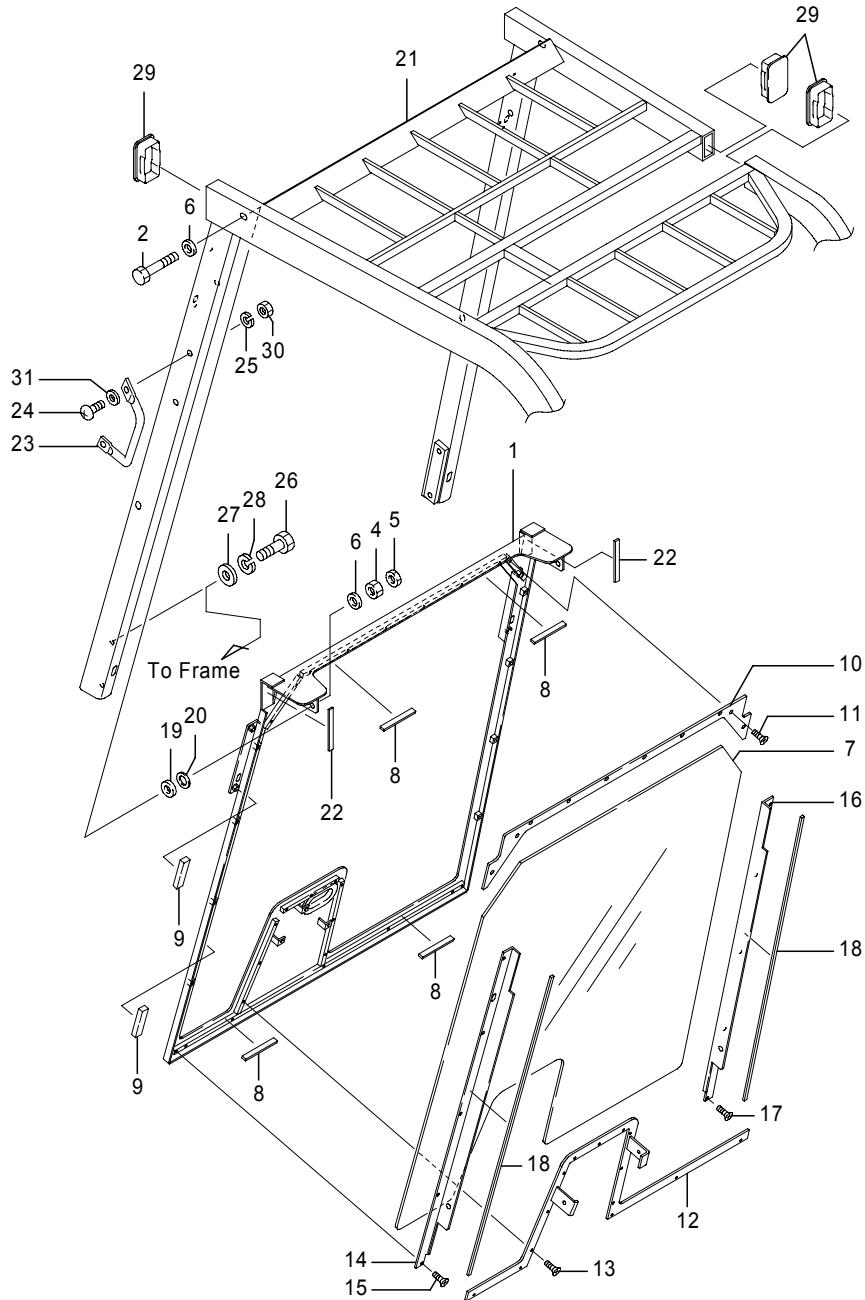


Fig.5001B FRONT WINDOW 1  
[WIPER(UNDER), MHI]

(A)=FB20P (D)=FB30P  
(B)=FB25P (E)=  
(C)=FB28P (F)=

No.	Parts No.	Parts Name	(A)	(B)	(C)	(D)	(E)	(F)	i/a	Remarks
31	0000-73006	Washer, plain	2	2	2	2				

Note : Pm/Fm:Bwd tilt 3-MLH<2700, Bwd tilt 6-MLH>=2700  
Mm:Bwd tilt 3-MLH<4300, Bwd tilt 6-MLH>=4300



Fig.5001C FRONT WINDOW 1  
[WIPER(UNDER)],FB20P/25P(241AC7134-)

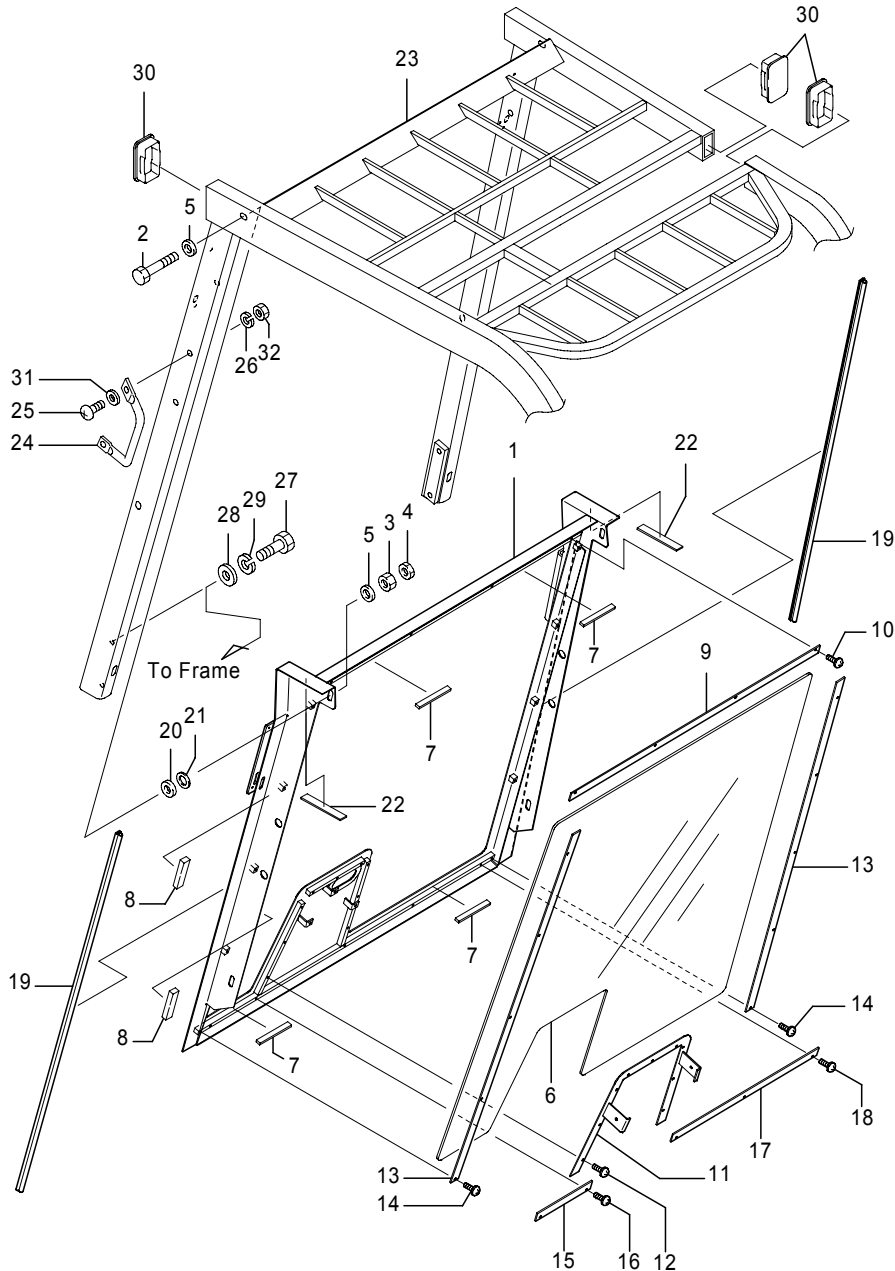


Fig.5001C FRONT WINDOW 1  
[WIPER(UNDER)],FB20P/25P(241AC7134-)

(A)=FB20P (D)=FB30P  
(B)=FB25P (E)=  
(C)=FB28P (F)=

No.	Parts No.	Parts Name	(A)	(B)	(C)	(D)	(E)	(F)	i/a	Remarks
1	50007-63150	Window, front	1	1						
	50007-63160	Window, front	1	1						L, high visibility type
2	0025-10075	Bolt	4	4						
3	0000-25010	Nut	4	4						
4	0000-35010	Nut, jam	4	4						
5	0000-73010	Washer, plain	8	8						
6	50007-63170	Glass, front	1	1						t5
	50007-63180	Glass, front	1	1						t5,L,high visibility type
7	14800-40270	Rubber(1)	4	4						
8	14800-40190	Rubber(2)	4	4						
9	50007-63190	Support(1)	1	1						
10	0078-05010	Screw, w/washer	4	4						
11	50007-63200	Support(2)	1	1						
12	0078-05010	Screw, w/washer	9	9						
13	50007-63210	Support(3)	2	2						
	50007-63220	Support(3)	2	2						L, high visibility type
14	0078-05010	Screw, w/washer	10	10						
15	14800-40253	Support(4)	1	1						
16	0078-05010	Screw, w/washer	2	2						
17	14800-40911	Support(5)	1	1						
18	0078-05010	Screw, w/washer	3	3						
19	70001-51270	Protector	2	2						
20	14800-39962	Packing(2)	4	4						
21	14800-41170	Packing(3)	AR	AR						
22	50007-69110	Cushion	2	2						
23	50007-63270	Guard, overhead	1	1						
	50007-63280	Guard, overhead	1	1						L, high visibility type
24	32310-02760	Grip	1	1						LH
25	0071-06060	Screw, pan head	2	2						LH
26	0000-73006	Washer, plain	2	2						
27	0022-12030	Bolt	6	6						
	0024-12030	Bolt	6	6						CS/FCS/RP
28	0000-73012	Washer, plain	6	6						
	0000-52012	Washer, plain	6	6						CS/FCS/RP
29	0000-71012	Washer, lock	6	6						

Note : Pm:Bwd tilt 6-MLH>=3000

Fig.5001C FRONT WINDOW 1  
[WIPER(UNDER)],FB20P/25P(241AC7134-)

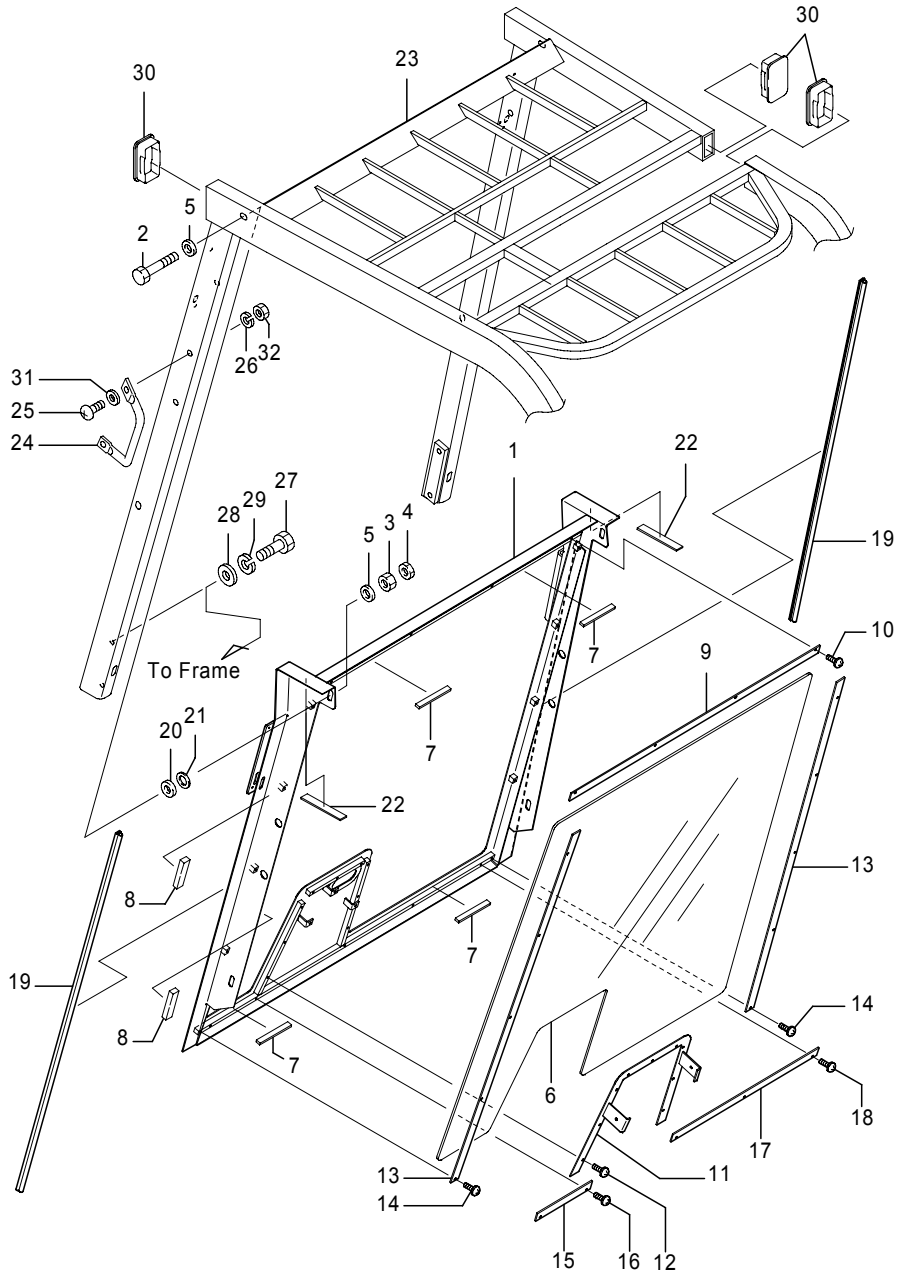


Fig.5001C FRONT WINDOW 1  
[WIPER(UNDER)],FB20P/25P(241AC7134-)

(A)=FB20P (D)=FB30P  
(B)=FB25P (E)=  
(C)=FB28P (F)=

No.	Parts No.	Parts Name	(A)	(B)	(C)	(D)	(E)	(F)	i/a	Remarks
29	0000-50012	Washer, lock	6	6						CS/FCS/RP
30	14104-51590	Cap	4	4						
31	0000-71006	Washer, lock	2	2						LH
32	31030-03430	Nut, cap	2	2						

Note : Pm:Bwd tilt 6-MLH>=3000

Fig.5002A FRONT WINDOW 2  
[WIPER(UNDER),WIPER CONTROLLER & COVER]

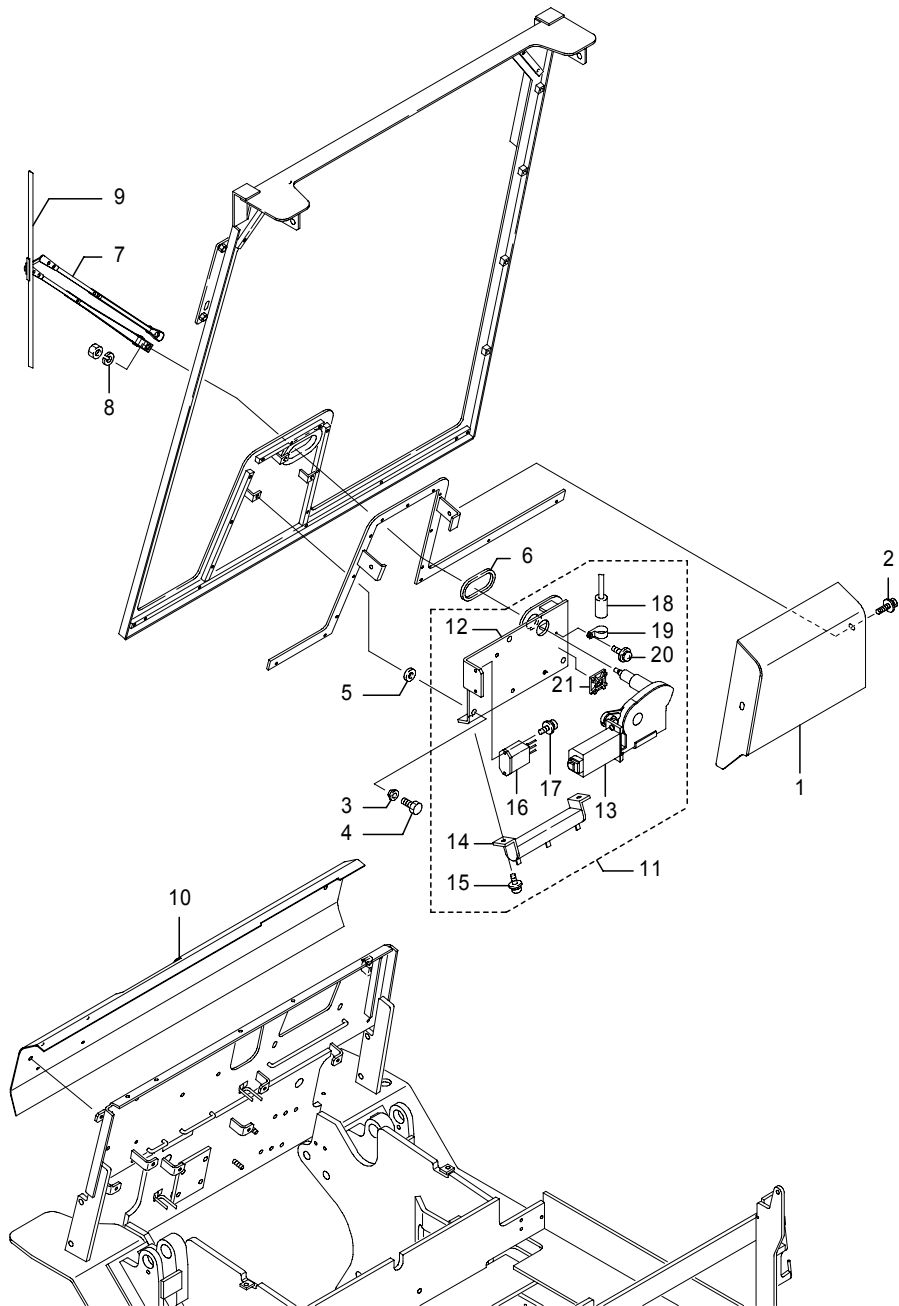


Fig.5002A FRONT WINDOW 2  
[WIPER(UNDER),WIPER CONTROLLER & COVER]

(A)=FB20P (D)=FB30P  
(B)=FB25P (E)=  
(C)=FB28P (F)=

No.	Parts No.	Parts Name	(A)	(B)	(C)	(D)	(E)	(F)	i/a	Remarks
1	14800-42391	Cover	1	1	1	1				
2	31010-03610	Bolt, w/washers	2	2	2	2				
3	31220-11000	Bushing	3	3	3	3				
4	0010-06016	Bolt	3	3	3	3				
5	31040-01520	Washer	3	3	3	3				
6	14800-25931	Packing	1	1	1	1				
7	37450-10090	Arm, wiper	1	1	1	1				
8	0000-70006	Washer, lock	1	1	1	1				
9	37450-10100	Blade, wiper	1	1	1	1				
10	50001-32430	Cover(5), front	1	1	1	1				
10-1	50001-93980	Cover(5), front (D=251AC0245-)					1		↓	
10	50001-93980	Cover(5), front	1	1	1					650/730Ah
11	24801-26511	Controller, wiper	1	1	1	1				
12	24801-26441	Base, wiper	1	1	1	1				
13	37420-15080	Motor, wiper	1	1	1	1				
14	38910-03850	Resistor	1	1	1	1				
15	0075-05010	Screw, w/washers	2	2	2	2				
16	1910-52151	Relay	1	1	1	1				[DC24V]
17	0075-03010	Screw, w/washers	2	2	2	2				
18	39110-00880	Condenser	1	1	1	1				
19	37990-03940	Clamp, nylon	1	1	1	1				
20	0075-03010	Screw, w/washers	1	1	1	1				
21	37990-45320	Base, mount	1	1	1	1				

Note :

Fig.5002B FRONT WINDOW 2  
[WIPER(UNDER),WIPER CONTROLLER & COVER, MHI]

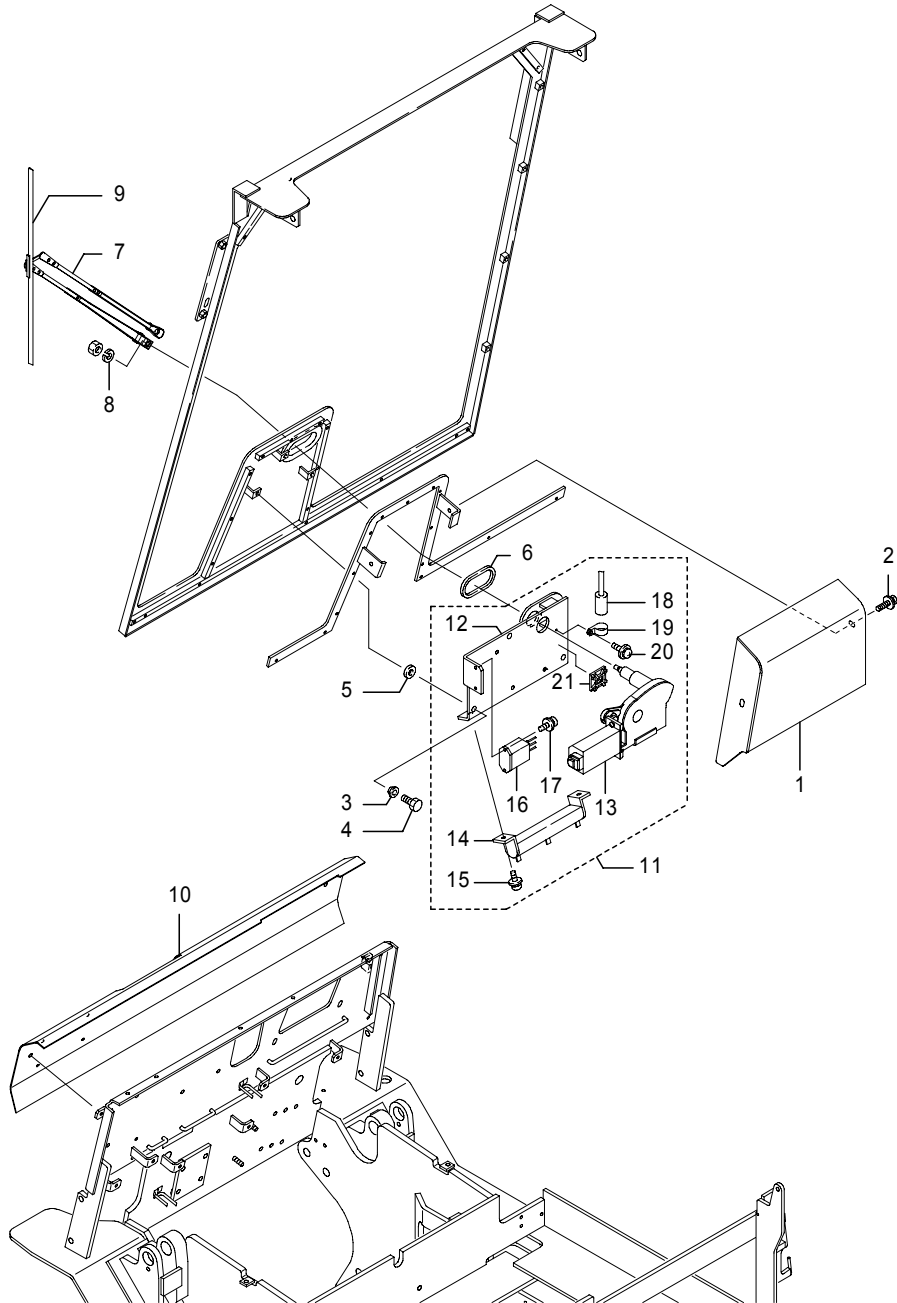


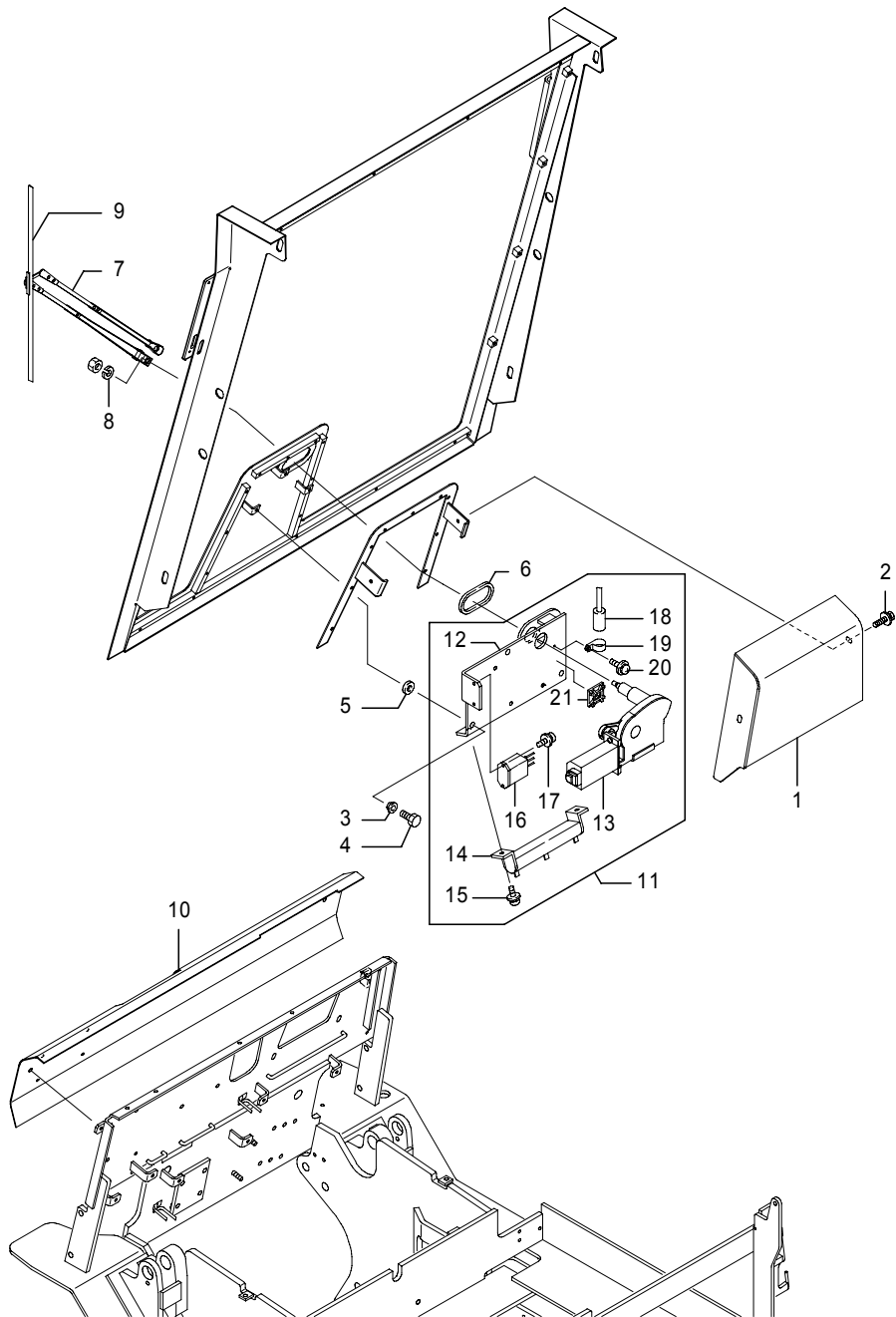
Fig.5002B FRONT WINDOW 2  
[WIPER(UNDER),WIPER CONTROLLER & COVER, MHI]

(A)=FB20P (D)=FB30P  
(B)=FB25P (E)=  
(C)=FB28P (F)=

No.	Parts No.	Parts Name	(A)	(B)	(C)	(D)	(E)	(F)	i/a	Remarks
1	14800-42391	Cover	1	1	1	1				
2	31010-03610	Bolt, w/washers	2	2	2	2				
3	31220-11000	Bushing	3	3	3	3				
4	0010-06016	Bolt	3	3	3	3				
5	31040-01520	Washer	3	3	3	3				
6	14800-25931	Packing	1	1	1	1				
7	37450-10090	Arm, wiper	1	1	1	1				
8	0000-70006	Washer, lock	1	1	1	1				
9	37450-10100	Blade, wiper	1	1	1	1				
10	50001-32430	Cover(5), front	1	1	1					
	50001-93980	Cover(5), front				1				FB20P-28P=650/730Ah
11	24801-26511	Controller, wiper	1	1	1	1				
12	24801-26441	Base, wiper	1	1	1	1				
13	37420-15080	Motor, wiper	1	1	1	1				
14	38910-03850	Resistor	1	1	1	1				
15	0075-05010	Screw, w/washers	2	2	2	2				
16	1910-52151	Relay	1	1	1	1				[DC24V]
17	0075-03010	Screw, w/washers	2	2	2	2				
18	39110-00880	Condenser	1	1	1	1				
19	37990-03940	Clamp, nylon	1	1	1	1				
20	0075-03010	Screw, w/washers	1	1	1	1				
21	37990-45320	Base, mount	1	1	1	1				

Note :

Fig.5002C FRONT WINDOW 2  
 [WIPER(UNDER),WIPER CONTROLLER & COVER],20/25P(241AC7134-)



462-2833-02  
 (462-2833/485-7865)

Fig.5002C FRONT WINDOW 2  
 [WIPER(UNDER),WIPER CONTROLLER & COVER],20/25P(241AC7134-)

(A)=FB20P (D)=FB30P  
 (B)=FB25P (E)=  
 (C)=FB28P (F)=

No.	Parts No.	Parts Name	(A)	(B)	(C)	(D)	(E)	(F)	i/a	Remarks
1	14800-42391	Cover	1						1	
2	31010-03610	Bolt, w/washers	2						2	
3	31220-11000	Bushing	3						3	
4	0010-06016	Bolt	3						3	
5	31040-01520	Washer	3						3	
6	14800-25931	Packing	1						1	
7	37450-10090	Arm, wiper	1						1	
8	0000-70006	Washer, lock	1						1	
9	37450-10100	Blade, wiper	1						1	
10	50001-32430	Cover(5), front	1						1	
11	24801-26511	Controller, wiper	1						1	
12	24801-26441	Base, wiper	1						1	
13	37420-15080	Motor, wiper	1						1	
14	38910-03850	Resistor	1						1	
15	0075-05010	Screw, w/washers	2						2	
16	1910-52151	Relay	1						1	[DC24V]
17	0075-03010	Screw, w/washers	2						2	
18	39110-00880	Condenser	1						1	
19	37990-03940	Clamp, nylon	1						1	
20	0075-03010	Screw, w/washers	1						1	
21	37990-45320	Base, mount	1						1	

Note : Pm:Bwd tilt 6-MLH>=3000

Fig.5003 FRONT WINDOW 3  
[WIPER(UNDER),SWITCH & WIRE HARNESS]

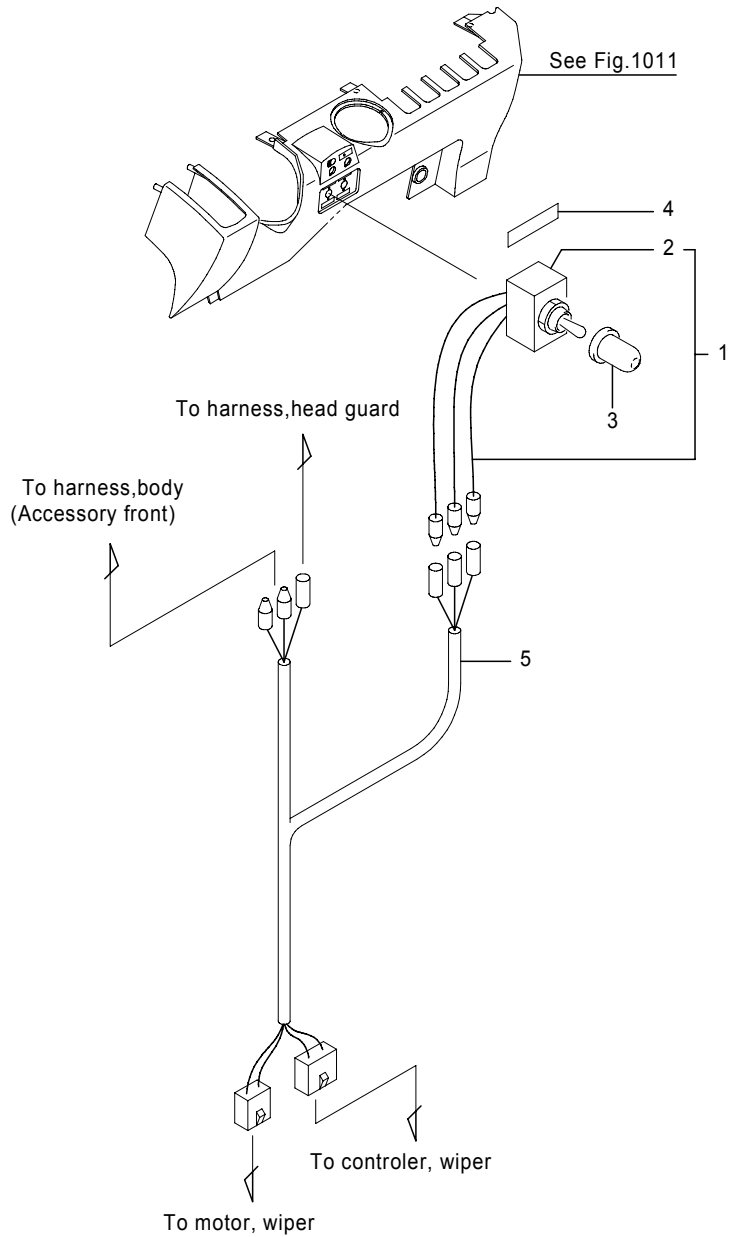


Fig.5003 FRONT WINDOW 3  
[WIPER(UNDER),SWITCH & WIRE HARNESS]

(A)=FB20P (D)=FB30P  
(B)=FB25P (E)=  
(C)=FB28P (F)=

No.	Parts No.	Parts Name	(A)	(B)	(C)	(D)	(E)	(F)	i/a	Remarks
1	24300-22992	Switch comp., toggle	1	1	1	1				
2	35610-00160	Switch, toggle	1	1	1	1				
3	1910-43012	Cap, water resistant	1	1	1	1				
4	24700-13530	Label, switch	1	1	1	1				[ワイハ]
	24700-13530	Label, switch	1	1	1	1				[WIPER]
5	24801-17440	Harness, wiper	1	1	1	1				

Note :

Fig.5004 FRONT WINDOW 1  
[WIPER(UPPER)]

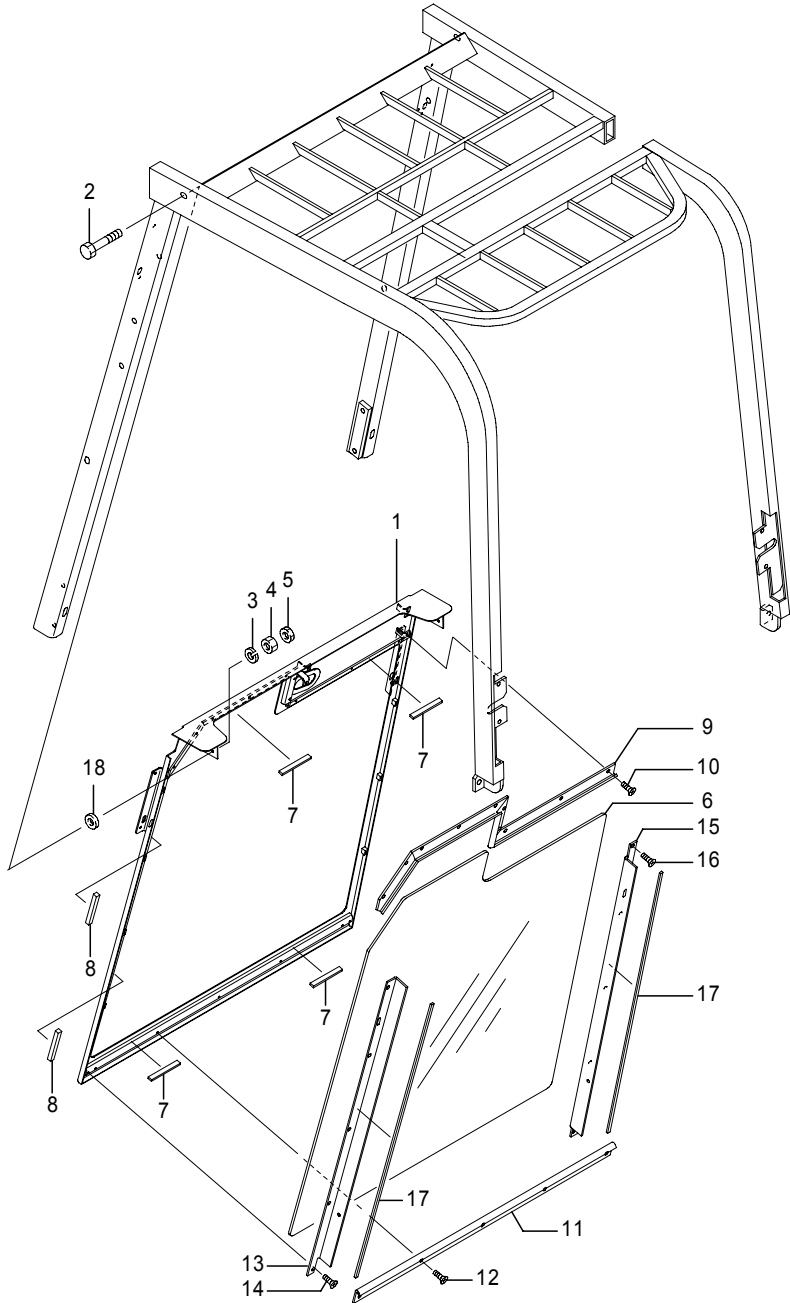


Fig.5004 FRONT WINDOW 1  
[WIPER(UPPER)]

(A)=FB20P (D)=FB30P  
(B)=FB25P (E)=  
(C)=FB28P (F)=

No.	Parts No.	Parts Name	(A)	(B)	(C)	(D)	(E)	(F)	i/a	Remarks
1	14800-40000	Window, front	1	1	1	1				
2	0010-06060	Bolt	4	4	4	4				
3	0000-70006	Washer, lock	4	4	4	4				
4	0000-00006	Nut	4	4	4	4				
5	0000-10006	Nut, jam	4	4	4	4				
6	14800-40020	Glass, front	1	1	1	1				t6
7	14800-35370	Rubber(1)	4	4	4	4				
8	14800-39931	Rubber(2)	4	4	4	4				
9	14800-40040	Support(1)	1	1	1	1				
10	0080-05010	Screw, flat head	10	10	10	10				
11	14800-40060	Support(2)	1	1	1	1				
12	0080-05010	Screw, flat head	5	5	5	5				
13	14800-40070	Support(3)	1	1	1	1				
14	0080-05010	Screw, flat head	5	5	5	5				
15	14800-40080	Support(4)	1	1	1	1				
16	0080-05010	Screw, flat head	5	5	5	5				
17	14800-39950	Packing(1)	2	2	2	2				
18	14800-39960	Packing(2)	4	4	4	4				

Note : Bwd tilt 4-MLH<2500, Bwd tilt 6-MLH>=2500

Fig.5005 FRONT WINDOW 2  
[WIPER(UPPER),WIPER CONTROLLER & COVER]

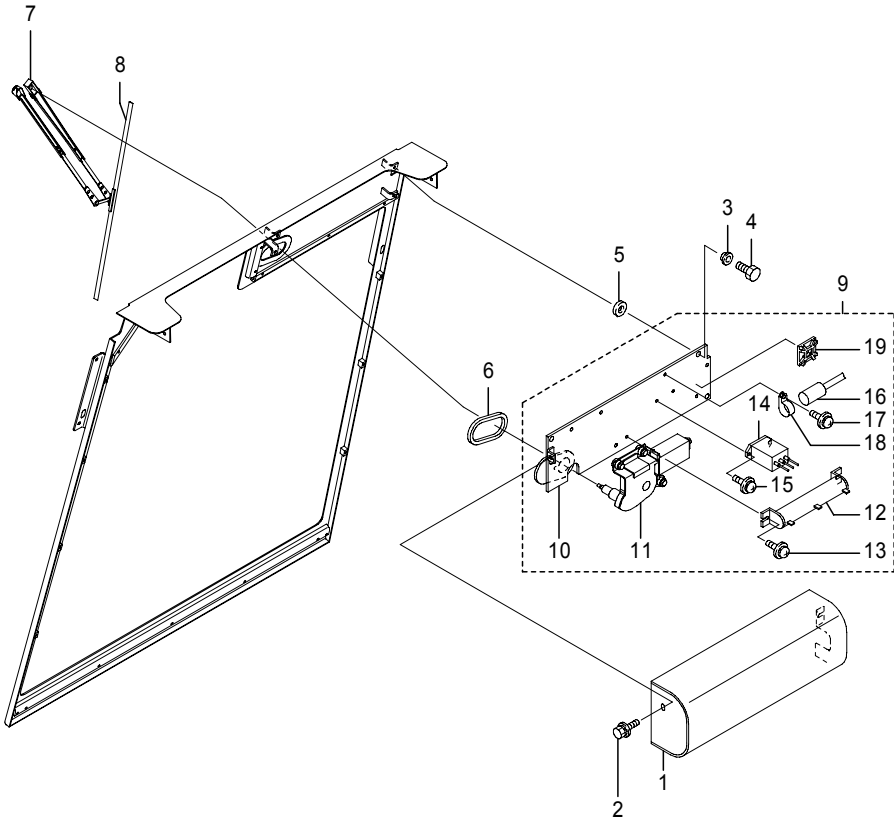


Fig.5005 FRONT WINDOW 2  
[WIPER(UPPER),WIPER CONTROLLER & COVER]

(A)=FB20P (D)=FB30P  
(B)=FB25P (E)=  
(C)=FB28P (F)=

No.	Parts No.	Parts Name	(A)	(B)	(C)	(D)	(E)	(F)	i/a	Remarks
1	14800-39910	Cover	1	1	1	1				
2	31010-03610	Bolt, w/washers	2	2	2	2				
3	31220-11000	Bushing	4	4	4	4				
4	0010-06016	Bolt	4	4	4	4				
5	31040-01520	Washer	4	4	4	4				
6	14800-25931	Packing	1	1	1	1				
7	37450-10090	Arm, wiper	1	1	1	1				
8	37450-10100	Blade, wiper	1	1	1	1				
9	24801-16810	Controller, wiper	1	1	1	1				
10	24801-16820	Base, wiper	1	1	1	1				
11	37420-15080	Motor, wiper	1	1	1	1				
12	38910-03850	Resistor	1	1	1	1				
13	0075-05010	Screw, w/washers	2	2	2	2				
14	1910-52151	Relay	1	1	1	1				[DC24V]
15	0075-03010	Screw, w/washers	2	2	2	2				
16	39110-00880	Condenser	1	1	1	1				
17	37990-03940	Clamp, nylon	1	1	1	1				
18	0075-03010	Screw, w/washers	1	1	1	1				
19	37990-45320	Base, mount	1	1	1	1				

Note :



Fig.5006 FRONT WINDOW 3  
[WIPER(UPPER),SWITCH & WIRE HARNESS]

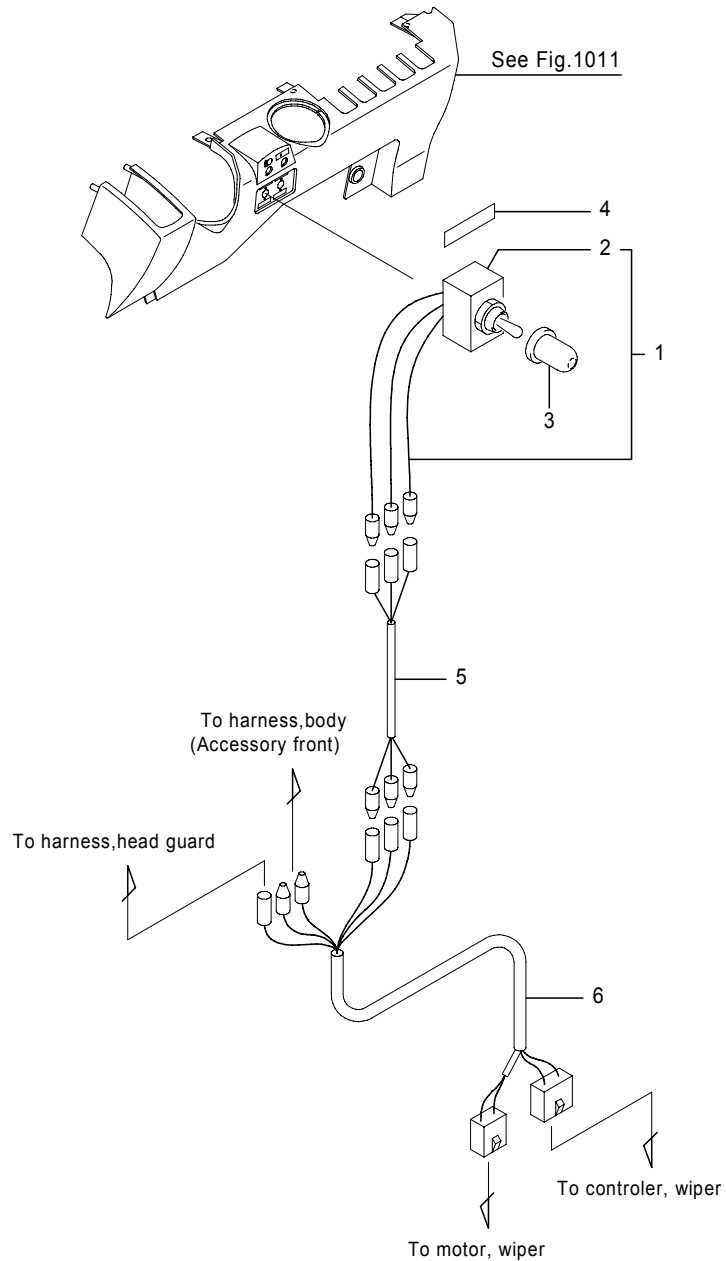


Fig.5006 FRONT WINDOW 3  
[WIPER(UPPER),SWITCH & WIRE HARNESS]

(A)=FB20P (D)=FB30P  
(B)=FB25P (E)=  
(C)=FB28P (F)=

No.	Parts No.	Parts Name	(A)	(B)	(C)	(D)	(E)	(F)	i/a	Remarks
1	24300-22992	Switch comp., toggle	1	1	1	1				
2	35610-00160	Switch, toggle	1	1	1	1				
3	1910-43012	Cap, water resistant	1	1	1	1				
4	24700-13530	Label, switch	1	1	1	1				[ワイハ]
	24700-13530	Label, switch	1	1	1	1				[WIPER]
5	24801-16860	Harness, switch	1	1	1	1				
6	24801-16850	Harness, wiper	1	1	1	1				

Note :

Fig.5011 COVER  
[DUST RESISTANT]

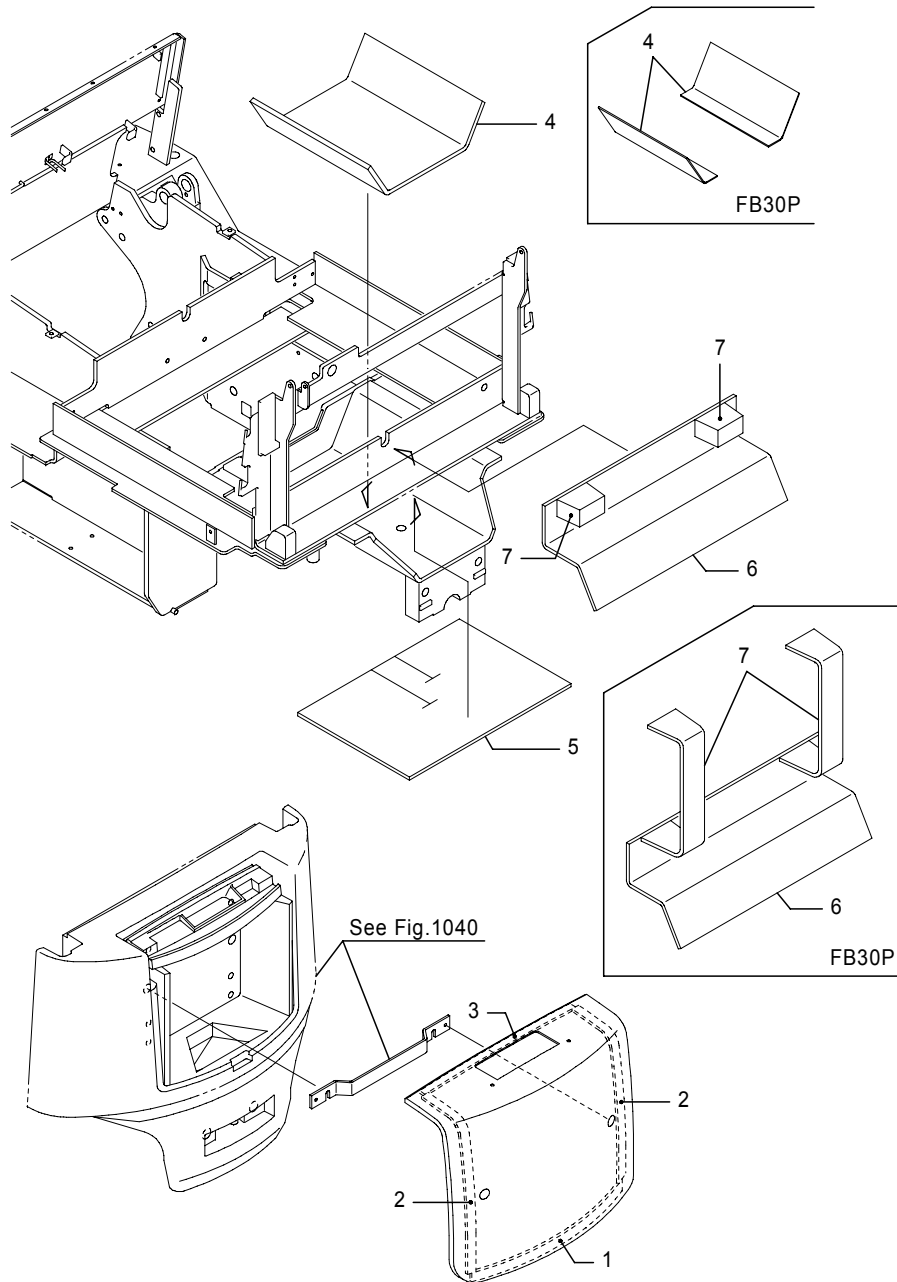


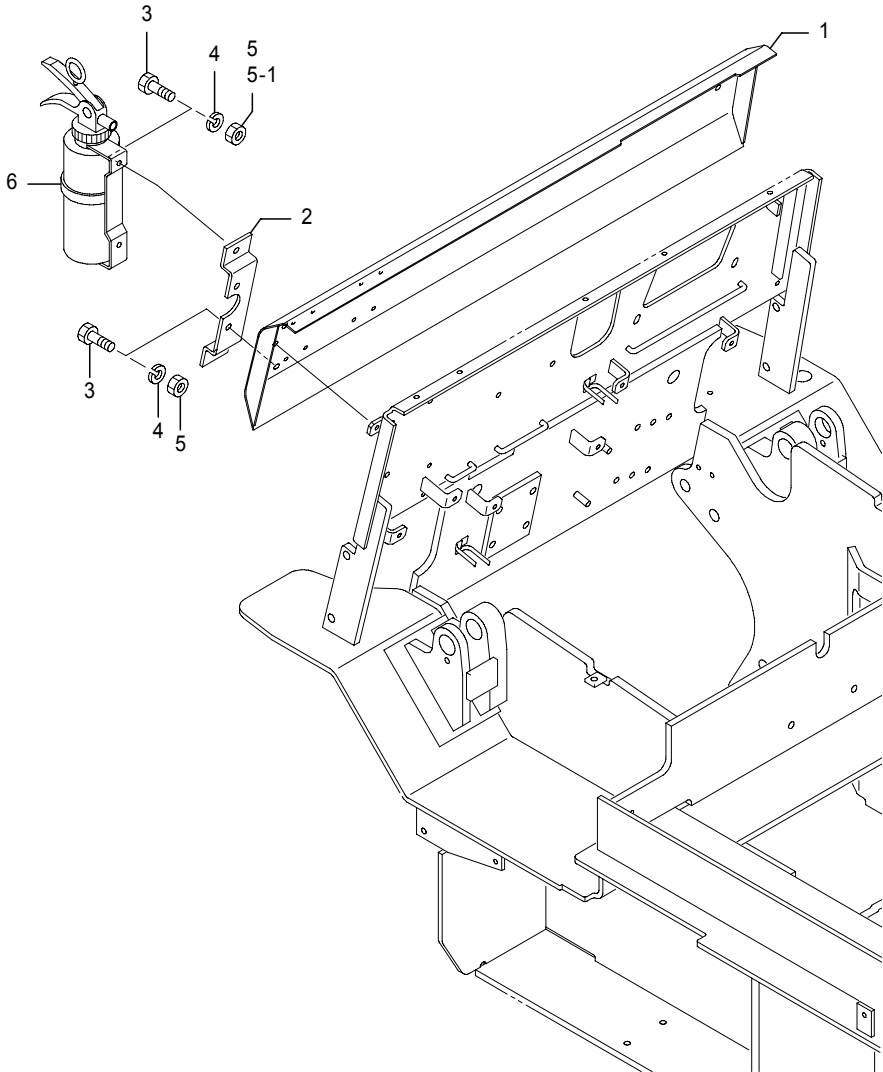
Fig.5011 COVER  
[DUST RESISTANT]

(A)=FB20P (D)=FB30P  
(B)=FB25P (E)=  
(C)=FB28P (F)=

No.	Parts No.	Parts Name	(A)	(B)	(C)	(D)	(E)	(F)	i/a	Remarks
1	14104-56090	Packing	1	1	1	1				L=520
2	50001-32360	Packing	2	2	2	2				L=595
3	50001-32330	Packing	1	1	1	1				
4	14104-56040	Filter(1)	1	1	1	1				
	50001-51600	Rubber						2		
5	14104-56060	Filter(2)	1	1	1	1				
	50001-51220	Filter(2)						1		
6	14104-56070	Filter(3)	1	1	1	1				
	50001-51230	Filter(3)						1		
7	14104-56080	Filter(4)	2	2	2	2				
	50001-51240	Filter(4)						2		

Note :

Fig.5012A COVER  
[w/EXTINGUISHER]



462-1779-02A  
(462-2010)

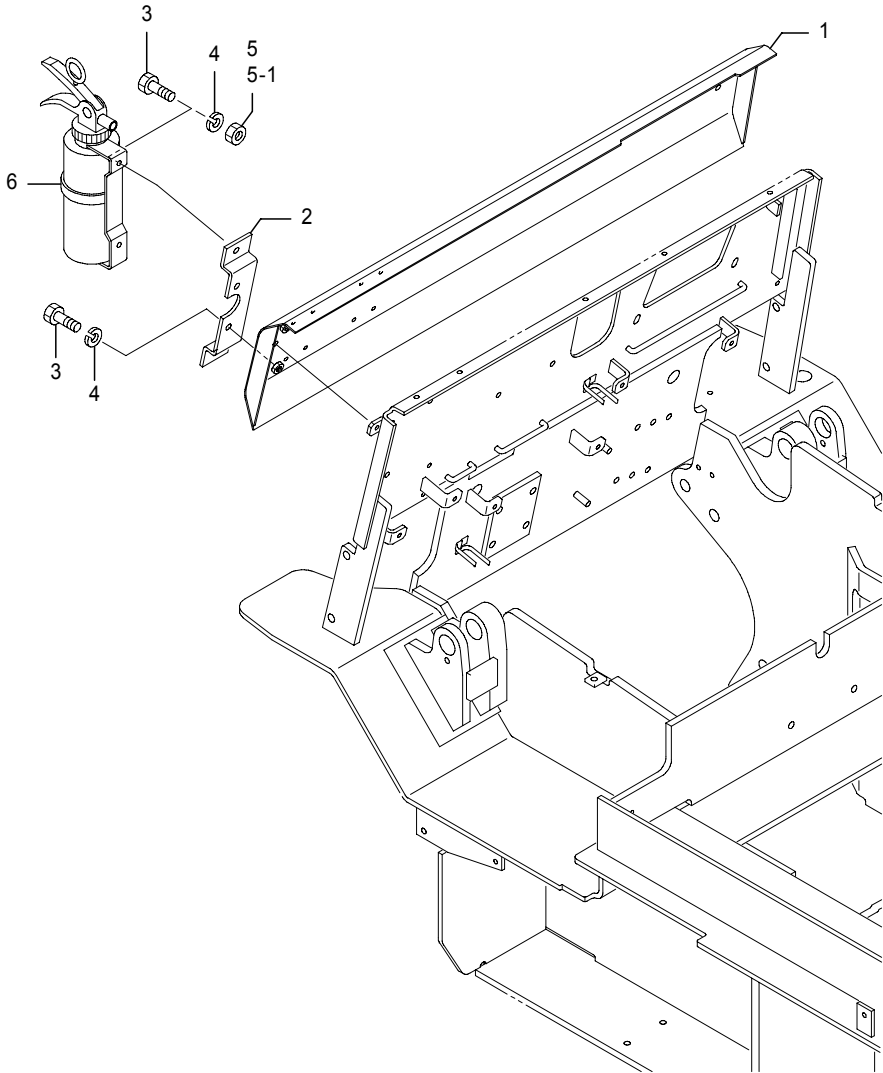
Fig.5012A COVER  
[w/EXTINGUISHER]

(A)=FB20P (D)=FB30P  
(B)=FB25P (E)=  
(C)=FB28P (F)=

No.	Parts No.	Parts Name	(A)	(B)	(C)	(D)	(E)	(F)	i/a	Remarks
1	50001-31590	Cover(5), front	1	1	1	1				
1-1	50002-02650	Cover(5), front (A=241AC2299-)(B=241AC2299-)(C=241AC2299-)	1	1	1				↑	
	50001-84750	Cover(5), front (D=251AC0245-)				1			↑	
2	14401-01670	Bracket, extinguisher	1	1	1	1				
3	0010-08018	Bolt	4	4	4	4				
4	0000-70008	Washer, lock	4	4	4	4				
5	0000-00008	Nut	4	4	4	4				
5-1	0000-00008	Nut (A=241AC2299-)(B=241AC2299-)(C=241AC2299-)(D=251AC0245-)	2	2	2	2			↑	
6	32250-00450	Extinguisher, fire	1	1	1	1				

Note :

Fig.5012B COVER  
[w/EXTINGUISHER, MHI]



462-2751-01  
(462-2751)

Fig.5012B COVER  
[w/EXTINGUISHER, MHI]

(A)=FB20P (D)=FB30P  
(B)=FB25P (E)=  
(C)=FB28P (F)=

No.	Parts No.	Parts Name	(A)	(B)	(C)	(D)	(E)	(F)	i/a	Remarks
1	50002-02650	Cover(5), front	1	1	1					
	50001-84750	Cover(5), front					1			
2	14401-01670	Bracket, extinguisher	1	1	1	1				
3	0010-08018	Bolt	4	4	4	4				
4	0000-70008	Washer, lock	4	4	4	4				
5	0000-00008	Nut	2	2	2	2				
6	32250-00450	Extinguisher, fire	1	1	1	1				

Note :

Fig.5013A COVER  
[CE MARKING]

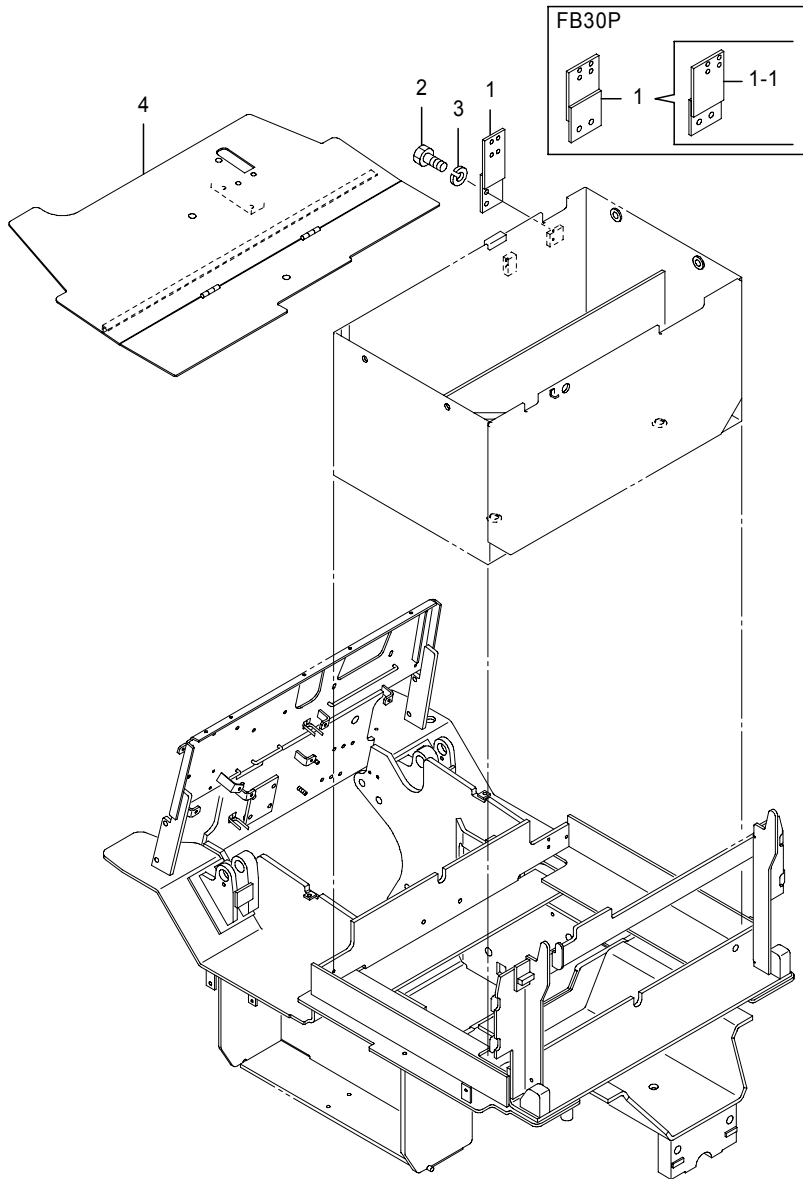


Fig.5013A COVER  
[CE MARKING]

(A)=FB20P (D)=FB30P  
(B)=FB25P (E)=  
(C)=FB28P (F)=

No.	Parts No.	Parts Name	(A)	(B)	(C)	(D)	(E)	(F)	i/a	Remarks
1	14104-41150	Bracket, plug	1							450/545Ah
1-1	14104-41151 (A=241AC4148-)	Bracket, plug	1						↑	450/545Ah
1-2	50006-84130 (A=241AC5978-)	Bracket, plug	1						↑	450/545Ah
1	14104-41691	Bracket, plug	1	1	1					565/600Ah
	14104-55051	Bracket, plug				1				
1-1	14104-55052 (D=251AC0250-)	Bracket, plug				1			↑	
2	0010-06016	Bolt	2	2	2					
	0010-10020	Bolt				2				
3	0000-70006	Washer, lock	2	2	2					
	0000-70010	Washer, lock				2				
4	50001-29080	Plate, floor				1				
4-1	50002-41940 (D=251AC0492-)	Plate, floor				1			×	

Note :

Fig.5013B COVER  
[CE MARKING, MHI]

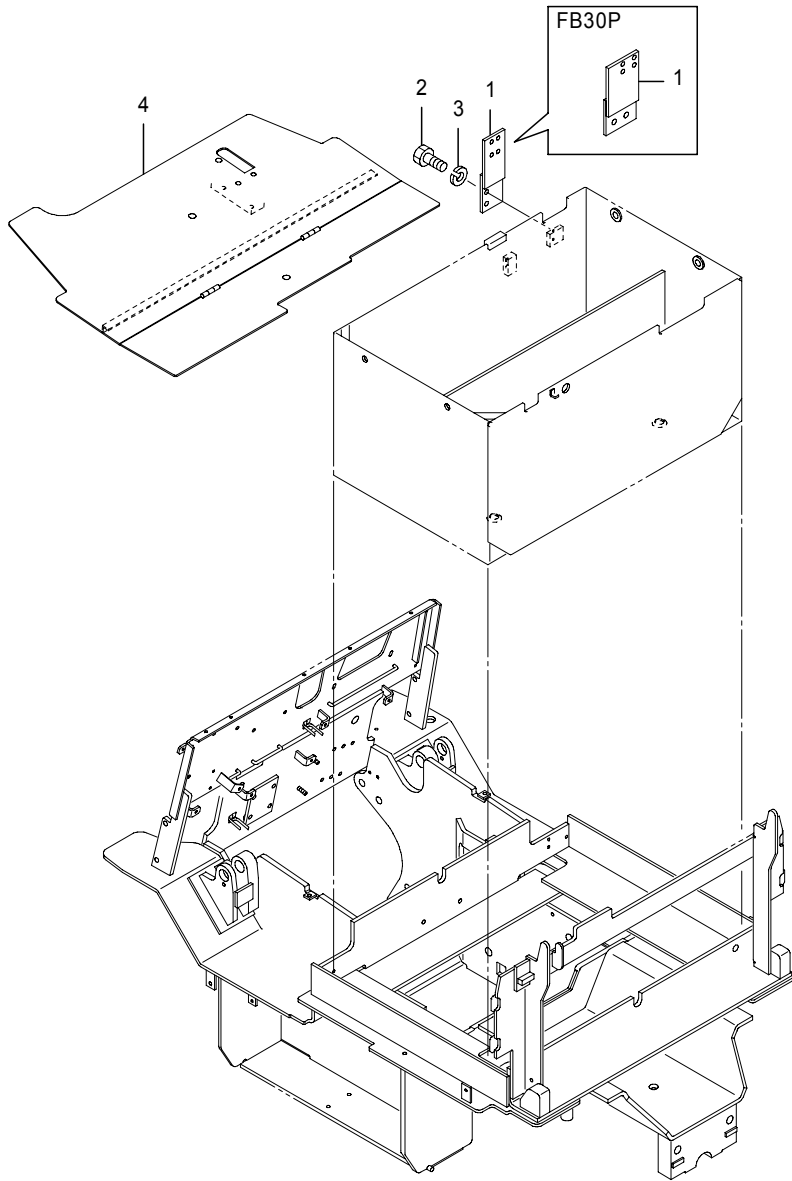


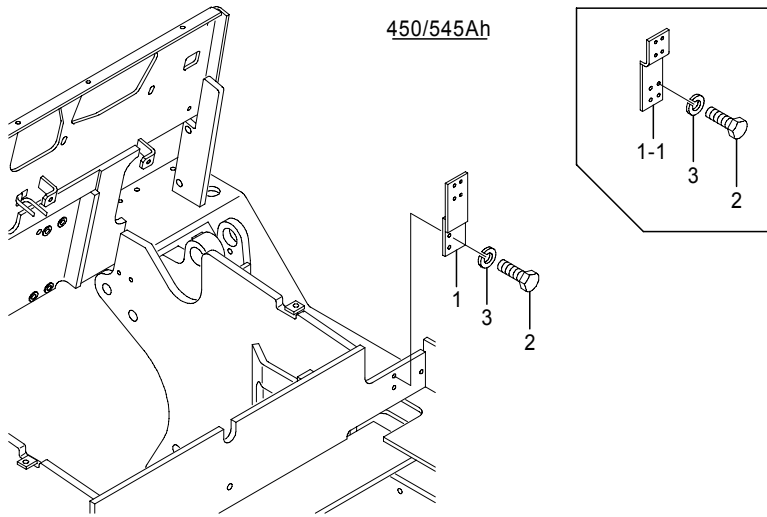
Fig.5013B COVER  
[CE MARKING, MHI]

(A)=FB20P (D)=FB30P  
(B)=FB25P (E)=  
(C)=FB28P (F)=

No.	Parts No.	Parts Name	(A)	(B)	(C)	(D)	(E)	(F)	i/a	Remarks
1	50006-84130	Bracket, plug	1							450/545Ah
	14104-41691	Bracket, plug	1	1	1					565/600Ah
	14104-55052	Bracket, plug						1		
2	0010-06016	Bolt	2	2	2					
	0010-10020	Bolt						2		
3	0000-70006	Washer, lock	2	2	2					
	0000-70010	Washer, lock						2		
4	50002-41940	Plate, floor						1		

Note :

Fig.5013C COVER  
CE MARKING, Finger tip

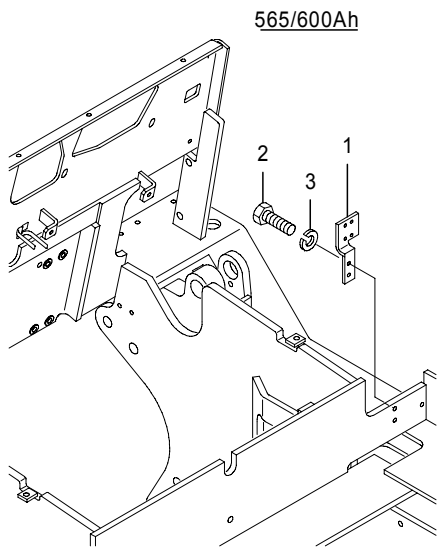


450/545Ah

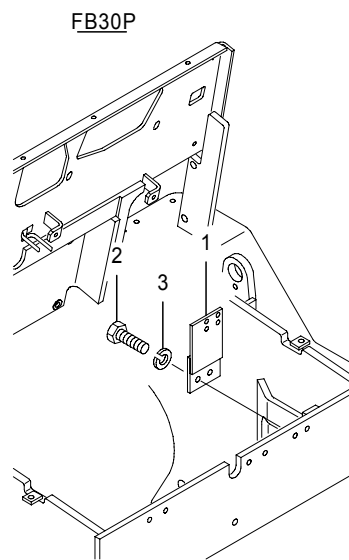
Fig.5013C COVER  
CE MARKING, Finger tip

(A)=FB20P (D)=FB30P  
(B)=FB25P (E)=  
(C)=FB28P (F)=

No.	Parts No.	Parts Name	(A)	(B)	(C)	(D)	(E)	(F)	i/a	Remarks
1	14104-41150	Bracket, plug	1							450/545Ah
1-1	50006-84130 (A=241A****-)	Bracket, plug	1							450/545Ah
1	14104-41691	Bracket, plug	1	1	1					565/600Ah
	14104-55052	Bracket, plug				1				
2	0010-06016	Bolt	2	2	2					
	0010-10020	Bolt				2				
3	0000-70006	Washer, lock	2	2	2					
	0000-70010	Washer, lock				2				



565/600Ah



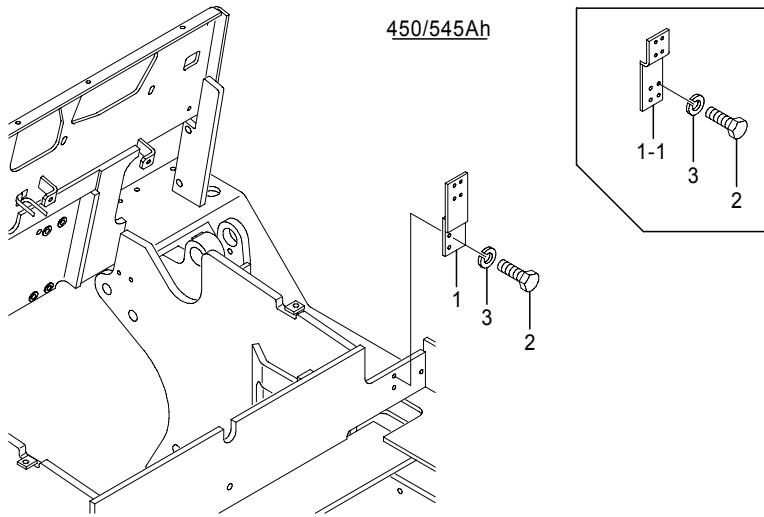
FB30P

Note :

Fig.5013D COVER  
CE MARKING, For MHI, Finger tip

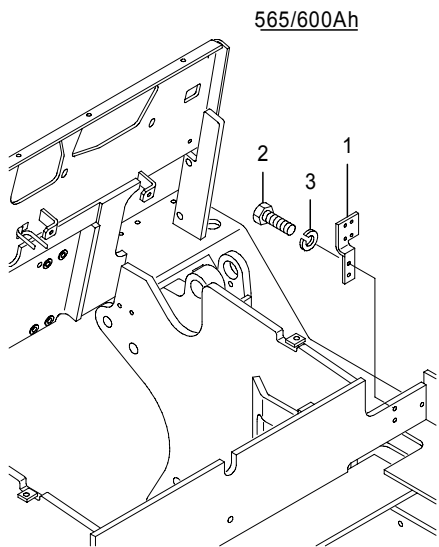
Fig.5013D COVER  
CE MARKING, For MHI, Finger tip

(A)=FB20P (D)=FB30P  
(B)=FB25P (E)=  
(C)=FB28P (F)=

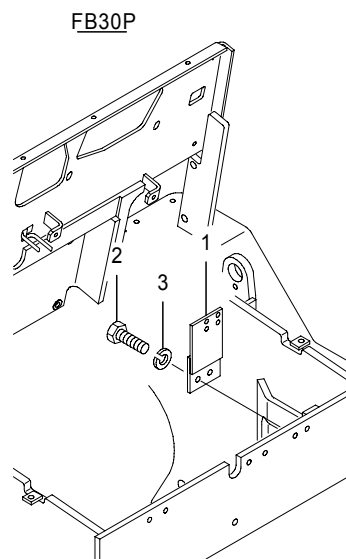


450/545Ah

No.	Parts No.	Parts Name	(A)	(B)	(C)	(D)	(E)	(F)	i/a	Remarks
1	14104-41150	Bracket, plug	1							450/545Ah
1-1	50006-84130 (A=241A****-)	Bracket, plug	1							450/545Ah
1	14104-41691	Bracket, plug	1	1	1					565/600Ah
	14104-55052	Bracket, plug				1				
2	0010-06016	Bolt	2	2	2					
	0010-10020	Bolt				2				
3	0000-70006	Washer, lock	2	2	2					
	0000-70010	Washer, lock				2				



565/600Ah



FB30P

Note :



Fig.5014 BATTERY CASE  
[CE MARKING]

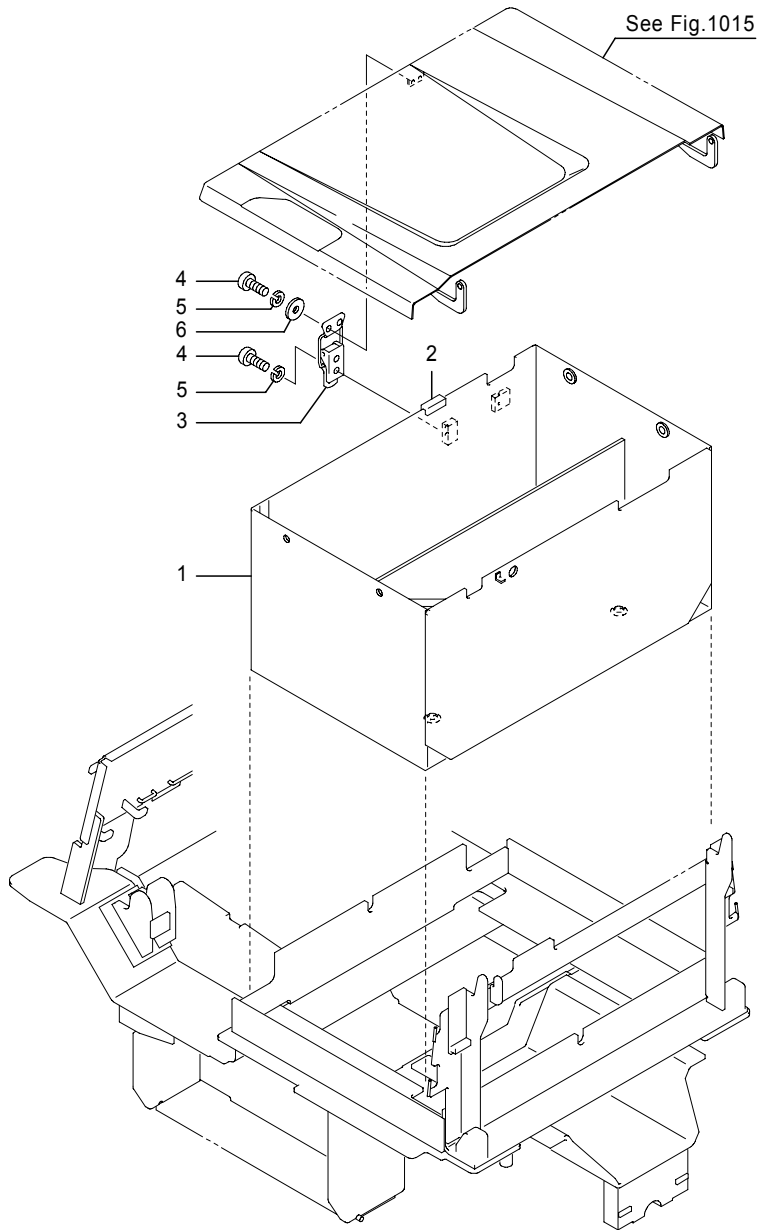


Fig.5014 BATTERY CASE  
[CE MARKING]

(A)=FB20P (D)=FB30P  
(B)=FB25P (E)=  
(C)=FB28P (F)=

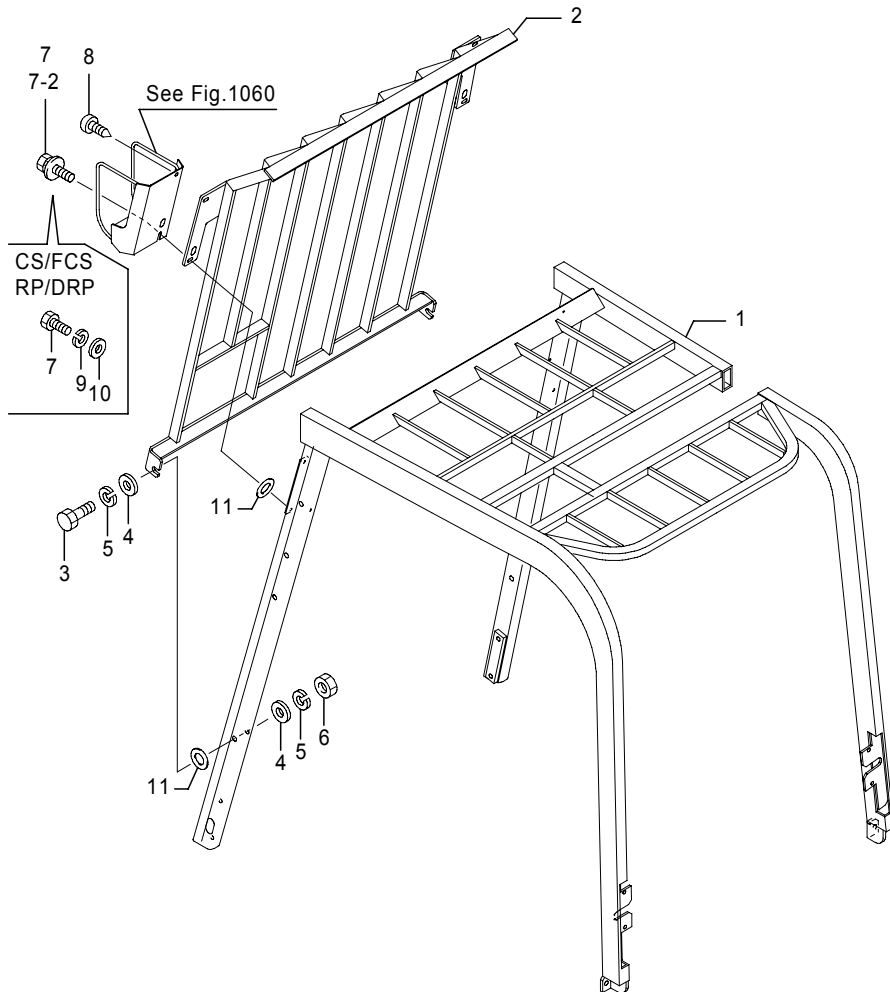
No.	Parts No.	Parts Name	(A)	(B)	(C)	(D)	(E)	(F)	i/a	Remarks
1	14800-37690	Case, battery	1							450/545Ah
	14800-37700	Case, battery	1	1	1					565/660Ah
	14800-39680	Case, battery	1	1	1					650/730Ah
	14800-37720	Case, battery						1		
2	14102-53470	Support	1	1	1	1				
3	31640-00810	Catch, bonnet	1	1	1	1				
4	0070-08012	Screw, pan head	4	4	4	4				
5	0000-70008	Washer, lock	4	4	4	4				
6	0000-72008	Washer, plain	2	2	2	2				

Note :

Fig.5060 FRONT GUARD

Fig.5060 FRONT GUARD

(A)=FB20P (D)=FB30P  
 (B)=FB25P (E)=  
 (C)=FB28P (F)=



No.	Parts No.	Parts Name	(A)	(B)	(C)	(D)	(E)	(F)	i/a	Remarks
1	50001-30160	Guard, overhead	1	1	1					
1-1	50001-30161	Guard, overhead (A=241AC2291-)(B=241AC2291-)(C=241AC2291-)	1	1	1					↑
1	50001-30170	Guard, overhead				1				
1-1	50001-30171	Guard, overhead (D=251AC0242-)				1				↑
2	14104-43281	Guard, front	1	1	1					
	14104-43291	Guard, front				1				
3	0025-12075	Bolt	2	2	2	2				
	0024-12075	Bolt	2	2	2	2				CS/FCS/FP/DRP
4	0000-73012	Washer, plain	4	4	4	4				
	0000-50012	Washer, lock	4	4	4	4				CS/FCS/FP/DRP
5	0000-71012	Washer, lock	4	4	4	4				
	0000-52012	Washer, plain	4	4	4	4				CS/FCS/FP/DRP
6	0000-25012	Nut	2	2	2	2				
	0000-24012	Nut	2	2	2	2				CS/FCS/FP/DRP
7	0018-08025	Bolt, w/washers	2	2	2	2				
7-1	0018-08030	Bolt, w/washers (A=241AC3831-)(B=241AC3831-)(C=241AC3831-)(D=251AC0435-)	2	2	2	2				↑
7	0014-08025	Bolt	4	4	4	4				CS/FCS/FP/DRP
7-1	0014-08030	Bolt (A=241AC3831-)(B=241AC3831-)(C=241AC3831-)(D=251AC0435-)	4	4	4	4				↑ CS/FCS/FP/DRP
7-2	70000-27710	Bolt, w/washers (A=241AC6266-)(B=241AC6266-)(C=241AC6266-)(D=251AC0881-)	4	4	4	4				↑ CS/FCS/FP/DRP
8	31010-04020	Screw, truss	2	2	2	2				
8-1	0018-08030	Bolt, w/washers (A=241AC3831-)(B=241AC3831-)(C=241AC3831-)(D=251AC0435-)	2	2	2	2				↑
9	0000-50008	Washer, lock (A=241AC6265)(B=241AC6265)(C=241AC6265)(D=251AC0880)	4	4	4	4				CS/FCS/FP/DRP
10	0000-52008	Washer, plain (A=241AC6265)(B=241AC6265)(C=241AC6265)(D=251AC0880)	4	4	4	4				CS/FCS/FP/DRP
11	50001-32280	Shim	AR	AR	AR	AR				t1.0

Note :

Fig.5064 HEADGUARD ROOF

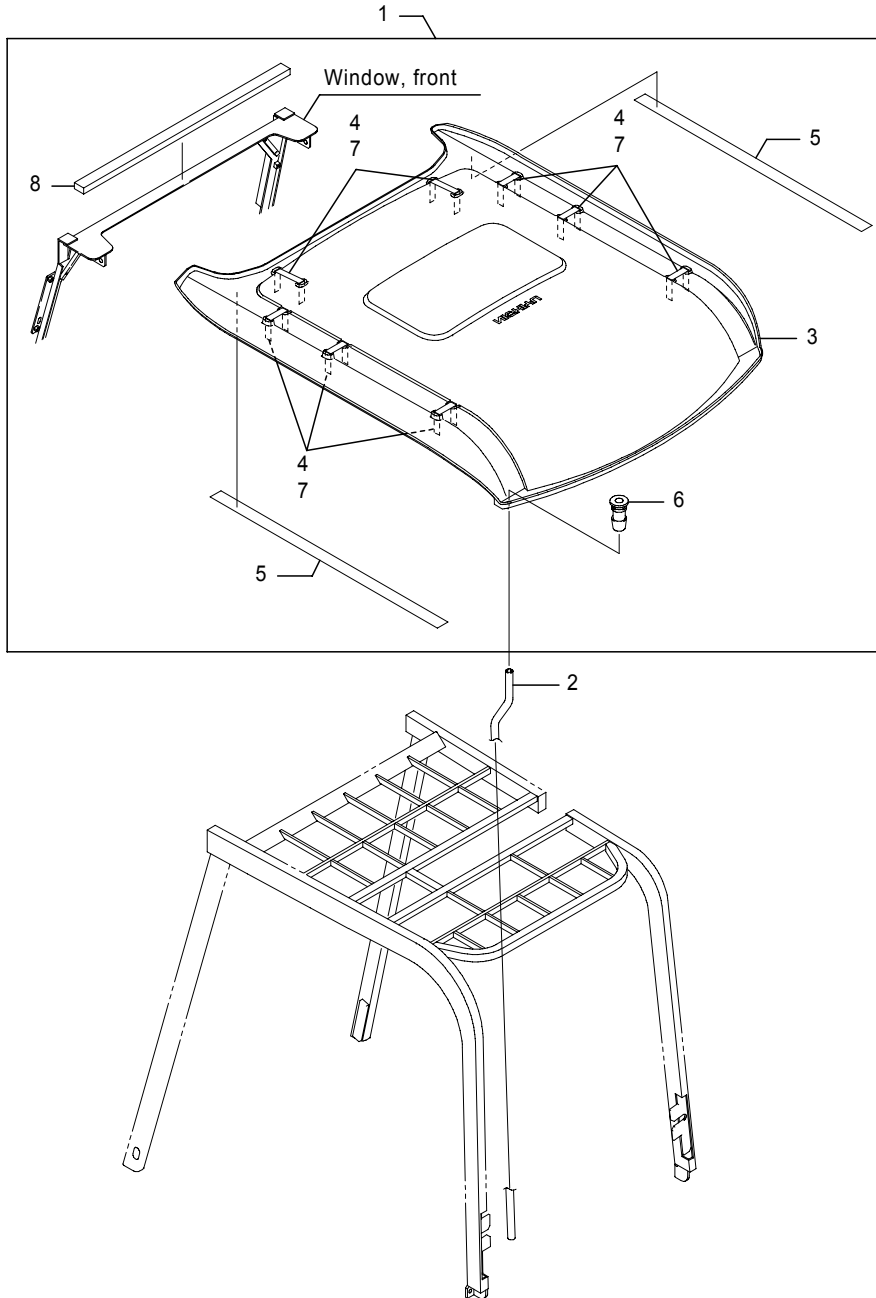


Fig.5064 HEADGUARD ROOF

(A)=FB20P (D)=FB30P  
 (B)=FB25P (E)=  
 (C)=FB28P (F)=

No.	Parts No.	Parts Name	(A)	(B)	(C)	(D)	(E)	(F)	i/a	Remarks
1	14105-41090	Roof comp., headguard	1	1	1					w.o/front window
1-1	14105-41091 (A=241AC4081-)(B=241AC4081-)(C=241AC4081-)	Roof comp., headguard	1	1	1				↓	w.o/front window
1-2	14105-41092 (A=241AC4979-)(B=241AC4979-)(C=241AC4979-)	Roof comp., headguard	1	1	1				↑	w.o/front window
1-3	50006-76180 (A=241AC****-)(B=241AC****-)(C=241AC****-)	Roof comp., headguard	1	1	1				×	w.o/front window
1	14105-41100	Roof comp., headguard				1				w.o/front window
1-1	14105-41101 (D=51AC0475-)	Roof comp., headguard				1			↓	w.o/front window
1-2	14105-41102 (D=251AC0647-)	Roof comp., headguard				1			↓	w.o/front window
1-3	50006-76190 (D=251AC****-)	Roof comp., headguard				1			×	w.o/front window
1	14105-41130	Roof comp., headguard	1	1	1					w/front window
1-1	14105-41131 (A=241AC4081-)(B=241AC4081-)(C=241AC4081-)	Roof comp., headguard	1	1	1				↓	w/front window
1-2	14105-41132 (A=241AC4979-)(B=241AC4979-)(C=241AC4979-)	Roof comp., headguard	1	1	1				↓	w/front window
1-3	50006-76210 (A=241AC****-)(B=241AC****-)(C=241AC****-)	Roof comp., headguard	1	1	1				×	w/front window
1	14105-41140	Roof comp., headguard				1				w/front window
1-1	14105-41141 (D=51AC0475-)	Roof comp., headguard				1			↓	w/front window
1-2	14105-41142 (D=251AC0647-)	Roof comp., headguard				1			↓	w/front window
1-3	50006-76220 (D=251AC****-)	Roof comp., headguard				1			×	w/front window
2	0392-10100	Hose	1	1	1	1				
3	14105-41170	Roof, headguard	1	1	1					w.o/front window
3-1	14105-41171 (A=241AC4979-)(B=241AC4979-)(C=241AC4979-)	Roof, headguard	1	1	1				↓	w.o/front window
3-2	50006-76240 (A=241AC****-)(B=241AC****-)(C=241AC****-)	Roof, headguard	1	1	1				×	w.o/front window

Note :

Fig.5064 HEADGUARD ROOF

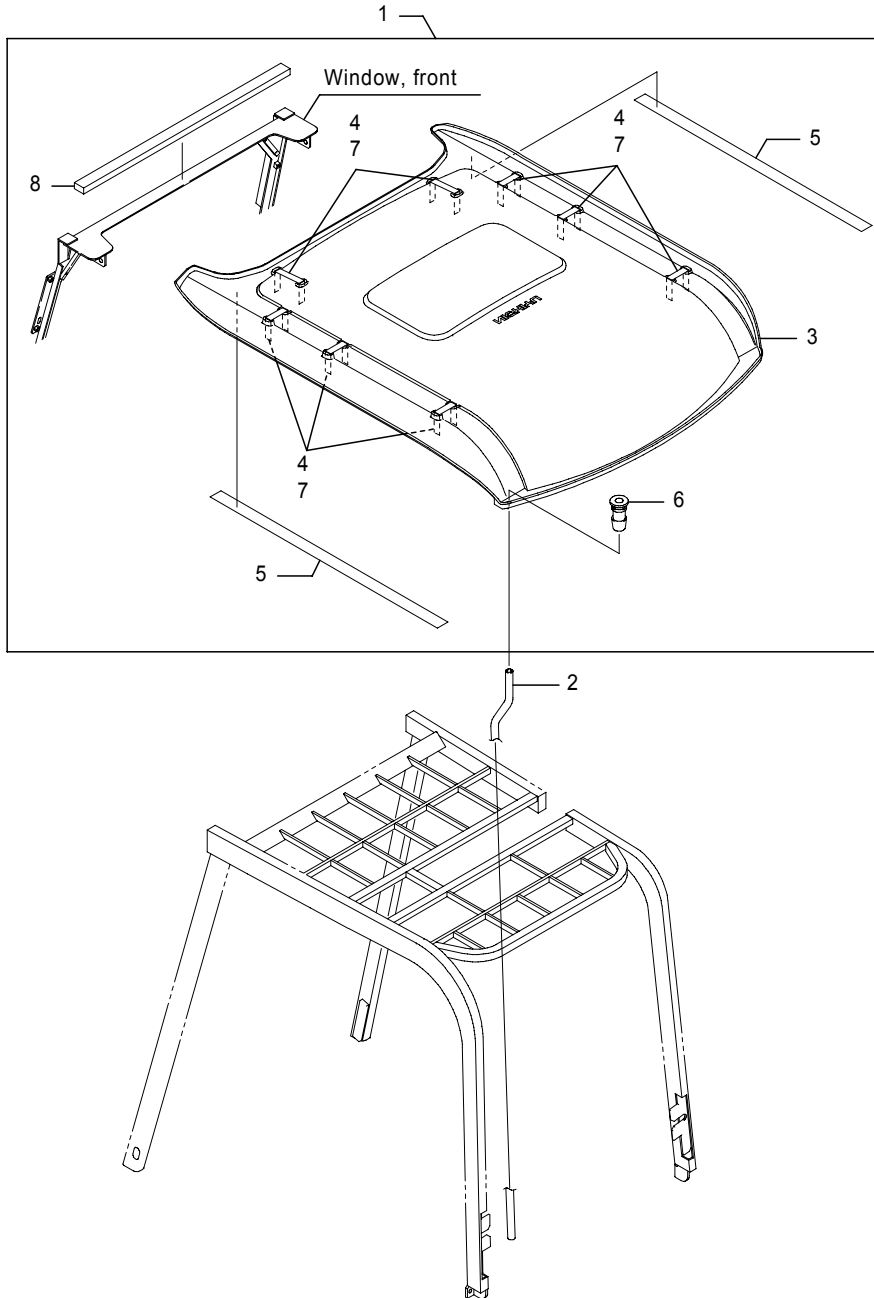


Fig.5064 HEADGUARD ROOF

(A)=FB20P (D)=FB30P  
(B)=FB25P (E)=  
(C)=FB28P (F)=

No.	Parts No.	Parts Name	(A)	(B)	(C)	(D)	(E)	(F)	i/a	Remarks
3-1	14105-41181	Roof, headguard (D=251AC0647-)				1			↑	w.o/front window
3-2	50006-76250	Roof, headguard (D=251AC****-)				1			×	w.o/front window
3	14105-41210	Roof, headguard	1	1	1					w/front window
3-1	14105-41211	Roof, headguard (A=241AC4979-)(B=241AC4979-)(C=241AC4979-)	1	1	1				↑	w/front window
3-2	50006-76270	Roof, headguard (A=241AC****-)(B=241AC****-)(C=241AC****-)	1	1	1				×	w/front window
3	14105-41220	Roof, headguard					1			w/front window
3-1	14105-41221	Roof, headguard (D=251AC0647-)					1		↑	w/front window
3-2	50006-76280	Roof, headguard (D=251AC****-)					1		×	w/front window
4	50000-03260	Belt	8	8	8	8				
4-1	70000-98960	Belt (A=241AC4081-)(B=241AC4081-)(C=241AC4081-)(D=251AC0475-)	8	8	8	8			↑	
4-2	70000-98961	Belt (A=241AC4979-)(B=241AC4979-)(C=241AC4979-)(D=251AC0647-)	8	8	8	8			↑	
5	50000-03340	Seat	2	2	2					
5-1	50007-70050	Seat (A=241AC7134-)(B=241AC7134-)	2	2					×	w/front window
5	50000-03350	Seat				2				
6	14103-26261	Adapter	1	1	1	1				
7	70000-98970	Adjuster (A=241AC4081-)(B=241AC4081-)(C=241AC4081-)(D=251AC0475-)	8	8	8	8				
8	50002-31930	Sheet (A=241AC4199-)(B=241AC4199-)(C=241AC4199-)(D=251AC0501-)	1	1	1	1				

Note :

Fig.5094A TILT INDICATOR

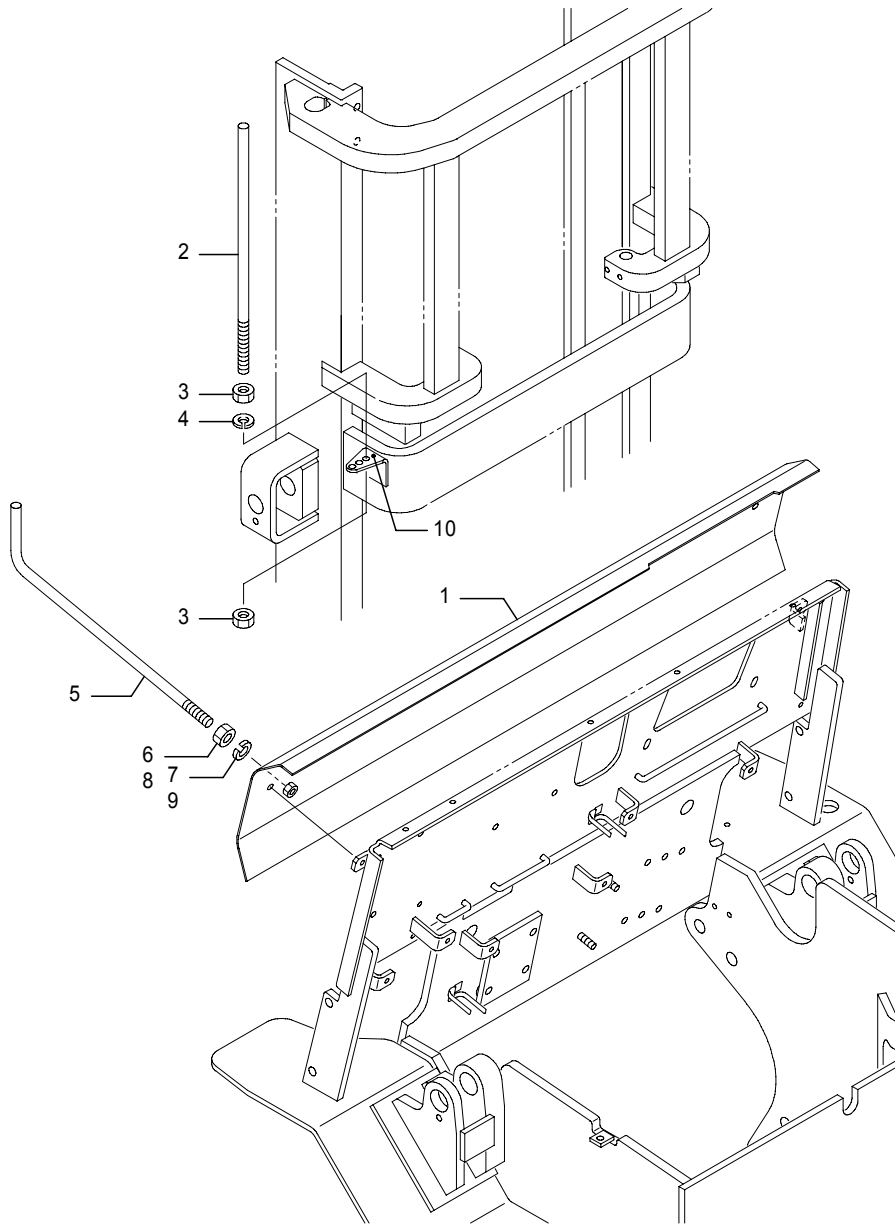


Fig.5094A TILT INDICATOR

(A)=FB20P (D)=FB30P  
 (B)=FB25P (E)=  
 (C)=FB28P (F)=

No.	Parts No.	Parts Name	(A)	(B)	(C)	(D)	(E)	(F)	i/a	Remarks
1	50001-50420	Cover(5), front	1	1	1	1				
1-1	50002-02890	Cover(5), front (A=241AC****-)(B=241AC****-)(C=241AC****-)(D=251AC0245-)	1	1	1	1			↑	FB20P-28P=floor up & 650/730Ah
2	50001-42430	Indicator(1), tilt	1	1	1					
	50001-70980	Indicator(1), tilt	1	1	1					floor up
	50001-42440	Indicator(1), tilt				1				
3	0000-15008	Nut, jam	2	2	2	2				
4	0000-50008	Washer, lock	1	1	1	1				
4-1	0000-71008	Washer, lock (A=241AC3908-)(B=241AC3908-)(C=241AC3908-)(D=251AC0442-)	1	1	1	1			↑	
5	14705-55870	Indicator(2), tilt	1	1	1					Pm
	50001-42450	Indicator(2), tilt	1	1	1					Mm
	14705-56480	Indicator(2), tilt	1	1	1					Fm
	14705-55870	Indicator(2), tilt	1	1	1					Pm, floor up
	14705-56480	Indicator(2), tilt	1	1	1					Fm, floor up
	14705-55880	Indicator(2), tilt				1				Pm/Fm
	50001-42460	Indicator(2), tilt				1				Mm
6	0000-15008	Nut, jam	1	1	1					
7	0000-50008	Washer, lock	1	1	1					
7-1	0000-71008	Washer, lock (A=241AC3908-)(B=241AC3908-)(C=241AC3908-)	1	1	1				↑	
8	0000-15008	Nut, jam				1				
9	0000-50008	Washer, lock				1				
9-1	0000-71008	Washer, lock (D=251AC0442-)				1			↑	
10	50001-42420	Support, indicator	1	1	1	1				

Note :

Fig.5094B TILT INDICATOR  
For MHI

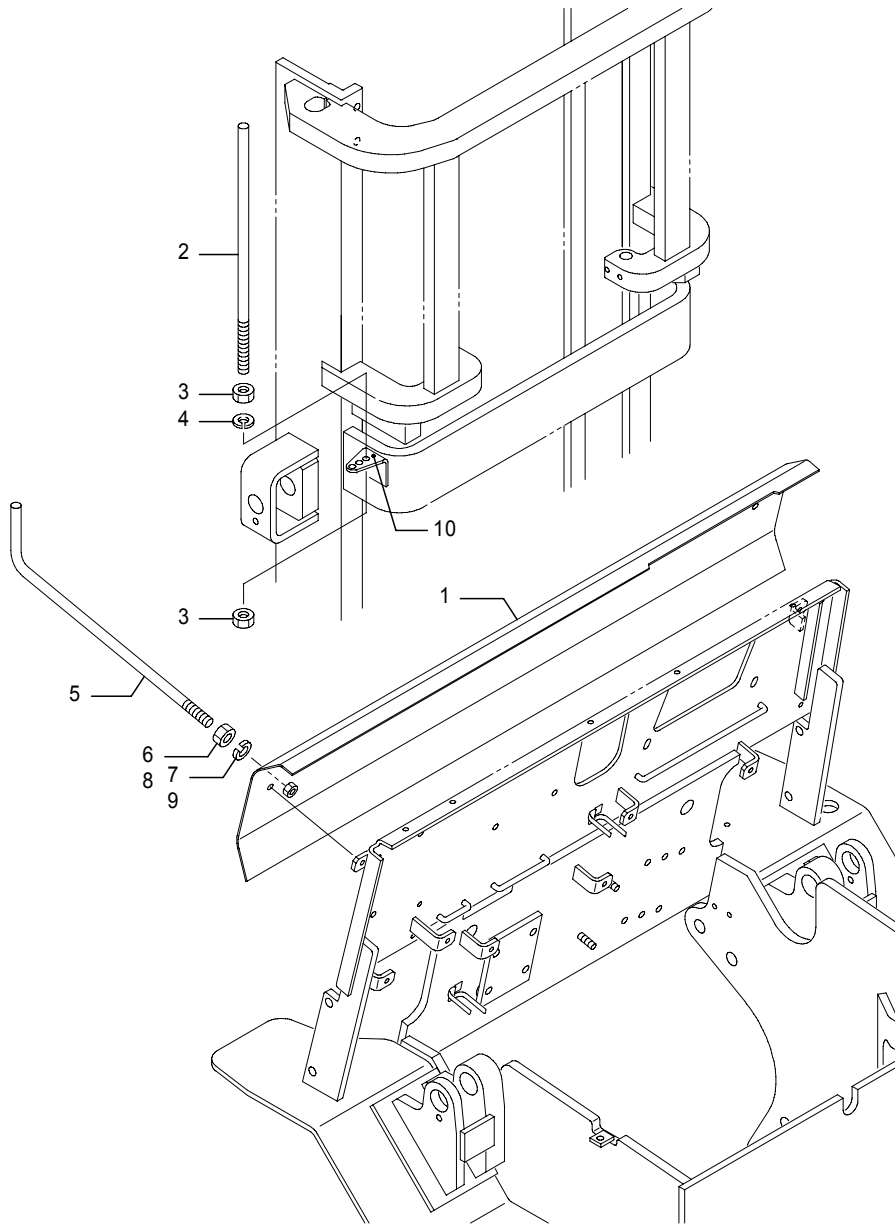


Fig.5094B TILT INDICATOR  
For MHI

(A)=FB20P (D)=FB30P  
(B)=FB25P (E)=  
(C)=FB28P (F)=

No.	Parts No.	Parts Name	(A)	(B)	(C)	(D)	(E)	(F)	i/a	Remarks
1	50001-50420	Cover(5), front	1	1	1					
	50002-02890	Cover(5), front	1	1	1	1				FB20P-28P=floor up & 650/730Ah
2	50001-42430	Indicator(1), tilt	1	1	1					
	50001-70980	Indicator(1), tilt	1	1	1					floor up
	50001-42440	Indicator(1), tilt					1			
3	0000-15008	Nut, jam	2	2	2	2				
4	0000-71008	Washer, lock	1	1	1	1				
5	14705-55870	Indicator(2), tilt	1	1	1					Pm
	50001-42450	Indicator(2), tilt	1	1	1					Mm
	14705-56480	Indicator(2), tilt	1	1	1					Fm
	14705-55870	Indicator(2), tilt	1	1	1					Pm, floor up
	14705-56480	Indicator(2), tilt	1	1	1					Fm, floor up
	14705-55880	Indicator(2), tilt					1			Pm/Fm
	50001-42460	Indicator(2), tilt					1			Mm
6	0000-15008	Nut, jam	1	1	1					
7	0000-71008	Washer, lock	1	1	1					
8	0000-15008	Nut, jam					1			
9	0000-71008	Washer, lock					1			
10	50001-42420	Support, indicator	1	1	1	1				

Note :

Fig.5100A 小型特殊自動車車検部品 1  
 [NAME PLATE],FB20P-28P(-241AC2243),FB30P(-251AC0237)

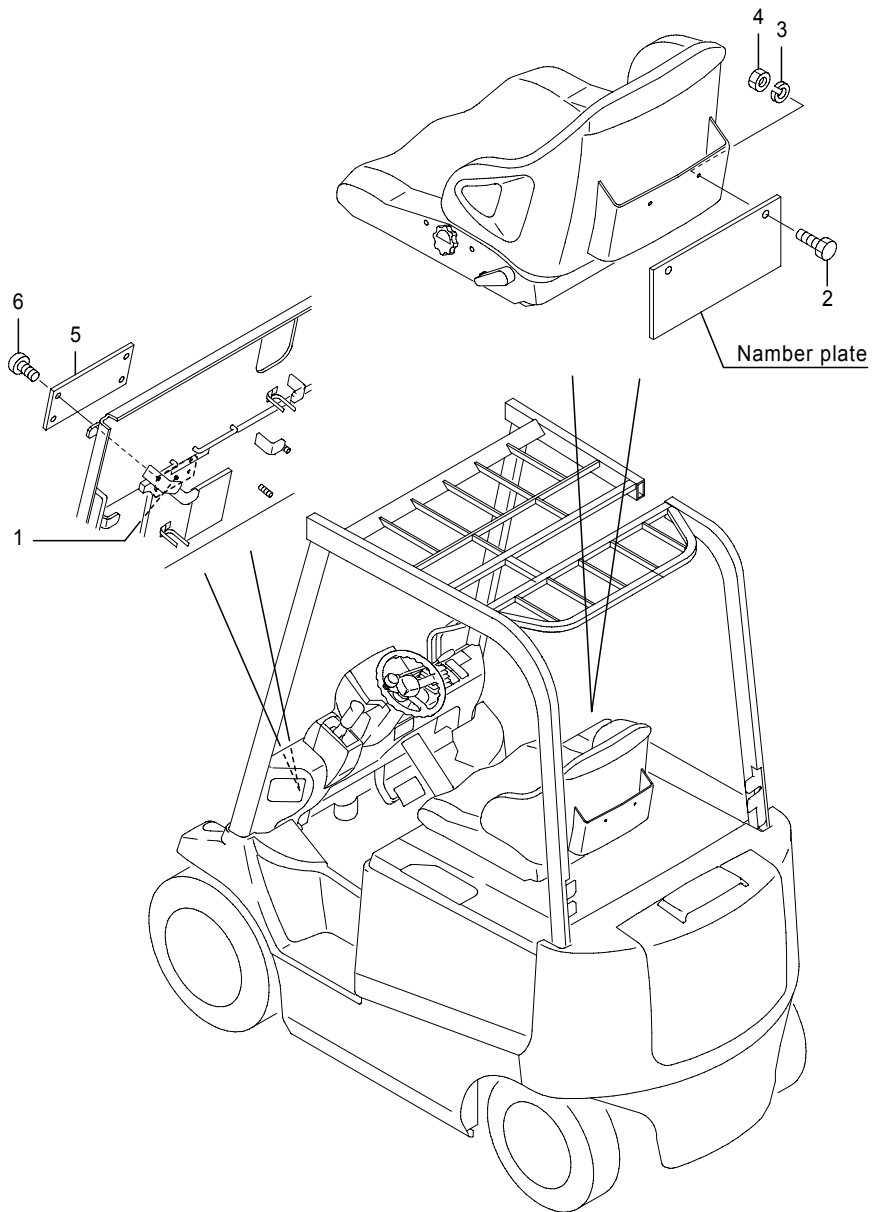


Fig.5100A 小型特殊自動車車検部品 1  
 [NAME PLATE],FB20P-28P(-241AC2243),FB30P(-251AC0237)

(A)=FB20P (D)=FB30P  
 (B)=FB25P (E)=  
 (C)=FB28P (F)=

No.	Parts No.	Parts Name	(A)	(B)	(C)	(D)	(E)	(F)	i/a	Remarks
1	14104-54330	Base	1	1	1	1				
2	0010-06010	Bolt	2	2	2	2				
3	0000-70006	Washer, lock	2	2	2	2				
4	0000-00006	Nut	2	2	2	2				
5	24700-13290	Plate, name	1	1	1	1				
	24700-11160	Plate, name	1	1	1					L
6	1903-59006	Screw, FT	4	4	4	4				

Note :

Fig.5100B 小型特殊自動車車検部品 1  
 [NAME PLATE&HORN],FB20P-28P(241AC2244-),FB30P(251AC0238-)

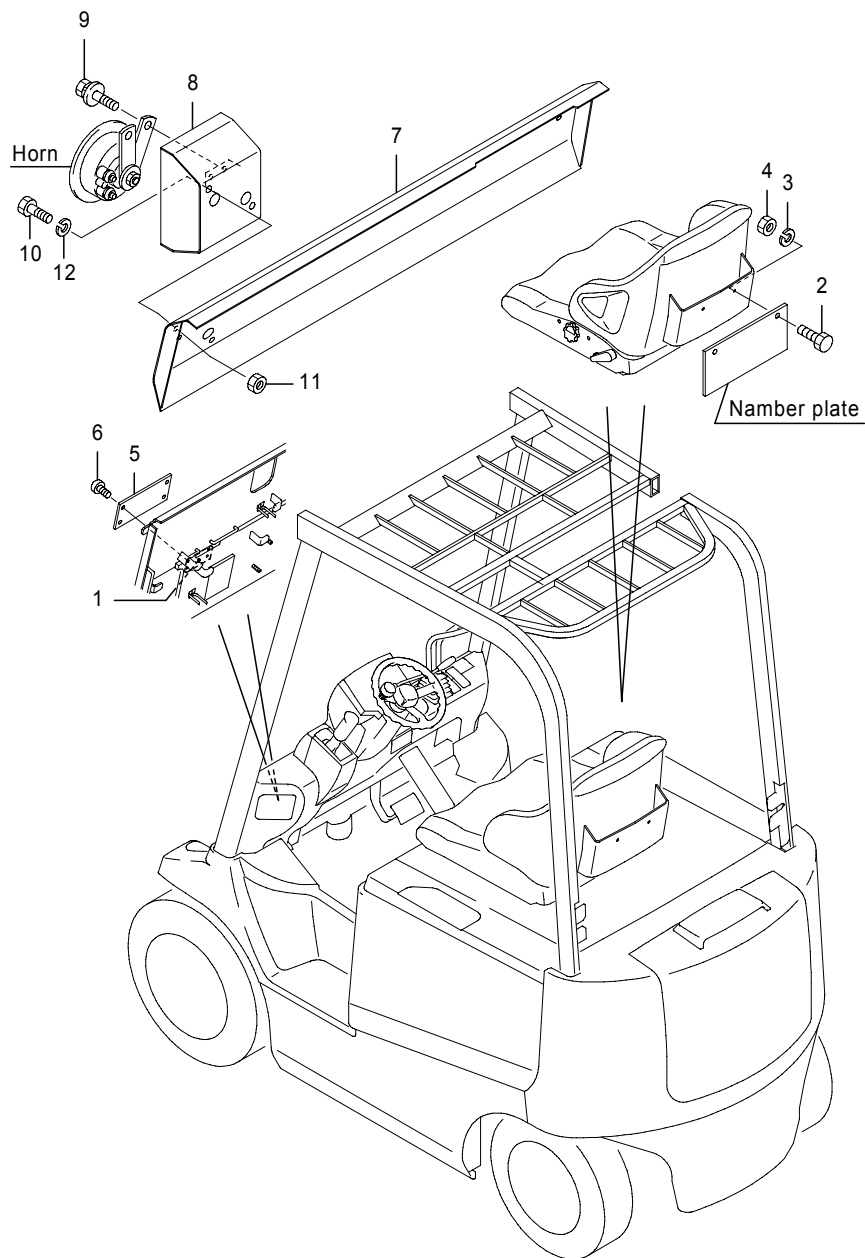


Fig.5100B 小型特殊自動車車検部品 1  
 [NAME PLATE&HORN],FB20P-28P(241AC2244-),FB30P(251AC0238-)

(A)=FB20P (D)=FB30P  
 (B)=FB25P (E)=  
 (C)=FB28P (F)=

No.	Parts No.	Parts Name	(A)	(B)	(C)	(D)	(E)	(F)	i/a	Remarks
1	14104-54330	Base	1	1	1	1				
2	0010-06010	Bolt	2	2	2	2				
3	0000-70006	Washer, lock	2	2	2	2				
4	0000-00006	Nut	2	2	2	2				
5	24700-13290	Plate, name	1	1	1	1				
5-1	50002-11750	Plate, name (A=241AC2285-)(B=241AC2285-)(C=241AC2285-)(D=251AC0242-)	1	1	1	1			×	新小型,w.o/小型(MLH<2000)
5	24700-11160	Plate, name	1	1	1					L
5-1	50002-11760	Plate, name (A=241AC2285-)(B=241AC2285-)(C=241AC2285-)	1	1	1				×	小型
6	1903-59006	Screw, FT	4	4	4	4				
6-1	31010-02050	Screw, FT (A=241AC2285-)(B=241AC2285-)(C=241AC2285-)(D=251AC0242-)	4	4	4	4			×	
7	50001-88120	Cover, front(5)	1	1	1	1				
7-1	50001-96070	Cover, front(5) (D=251AC0245-)				1			↑	
8	50001-53990	Cover, horn	1	1	1	1				
9	0018-08016	Bolt, w/washers (A=-241AC2394)(B=-241AC2394)(C=-241AC2394)(D=-251AC0255)	2	2	2	2				
10	0015-08014	Bolt	2	2	2	2				
11	0000-05008	Nut (A=-241AC2394)(B=-241AC2394)(C=-241AC2394)(D=-251AC0255)	2	2	2	2				
12	0000-71008	Washer, lock	2	2	2	2				

Note :



Fig.5100C 小型特殊自動車車検部品 1  
[NAME PLATE&HORN, MHI]

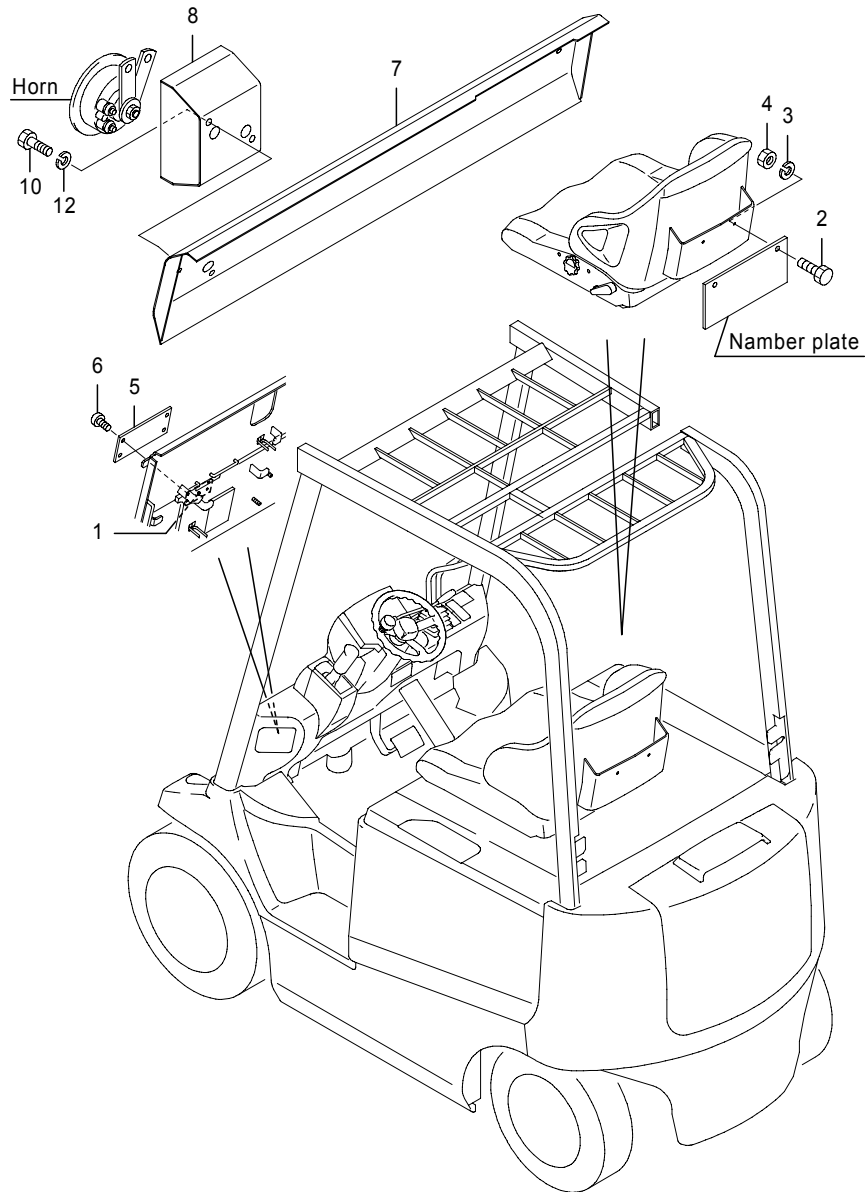


Fig.5100C 小型特殊自動車車検部品 1  
[NAME PLATE&HORN, MHI]

(A)=FB20P (D)=FB30P  
(B)=FB25P (E)=  
(C)=FB28P (F)=

No.	Parts No.	Parts Name	(A)	(B)	(C)	(D)	(E)	(F)	i/a	Remarks
1	14104-54330	Base	1	1	1	1				
2	0010-06010	Bolt	2	2	2	2				
3	0000-70006	Washer, lock	2	2	2	2				
4	0000-00006	Nut	2	2	2	2				
5	50002-11750	Plate, name	1	1	1	1				新小型,w.o/小型(MLH<2000)
	50002-11760	Plate, name	1	1	1					小型
6	31010-02050	Screw, FT	4	4	4	4				
7	50001-88120	Cover, front(5)	1	1	1					
	50001-96070	Cover, front(5)					1			
8	50001-53990	Cover, horn	1	1	1	1				
10	0015-08014	Bolt	2	2	2	2				
12	0000-71008	Washer, lock	2	2	2	2				

Note :

Fig.5101A 小型特殊自動車車検部品 2  
 [LAMP],FB20P-28P(-241AC2243),FB30P(-251AC0237)

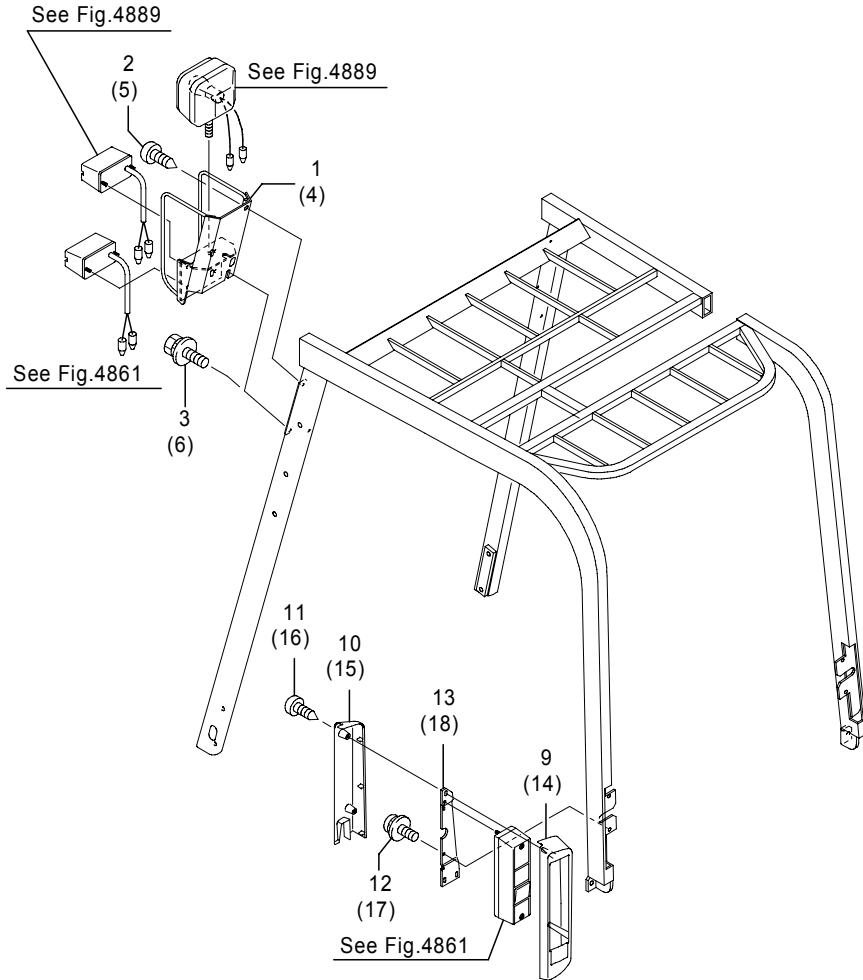


Fig.5101A 小型特殊自動車車検部品 2  
 [LAMP],FB20P-28P(-241AC2243),FB30P(-251AC0237)

(A)=FB20P (D)=FB30P  
 (B)=FB25P (E)=  
 (C)=FB28P (F)=

No.	Parts No.	Parts Name	(A)	(B)	(C)	(D)	(E)	(F)	i/a	Remarks
1	14401-03310	Bracket(L), lamp	1	1	1	1				
2	31010-04000	Screw, truss	1	1	1	1				
3	0018-08016	Bolt, w/washers	1	1	1	1				
4	14401-03300	Bracket(R), lamp	1	1	1	1				
5	31010-04000	Screw, truss	1	1	1	1				
6	0018-08016	Bolt, w/washers	1	1	1	1				
9	14400-98921	Cover(L1), rear lamp	1	1	1	1				
10	14400-98931	Cover(L2), rear lamp	1	1	1	1				
11	31010-02340	Screw, tapping	2	2	2	2				M4×0.7-L12
12	0077-05012	Screw, w/washers	2	2	2	2				
13	14401-03190	Base(L), rear lamp	2	2	2	2				
14	14400-98941	Cover(R1), rear lamp	1	1	1	1				
15	14400-98951	Cover(R2), rear lamp	1	1	1	1				
16	31010-02340	Screw, tapping	2	2	2	2				M4×0.7-L12
17	0077-05012	Screw, w/washers	2	2	2	2				
18	14401-03220	Base(R), rear lamp	1	1	1	1				

Note :

Fig.5101B 小型特殊自動車車検部品 2  
 [LAMP],FB20P-28P(241AC2244-),FB30P(251AC0238-)

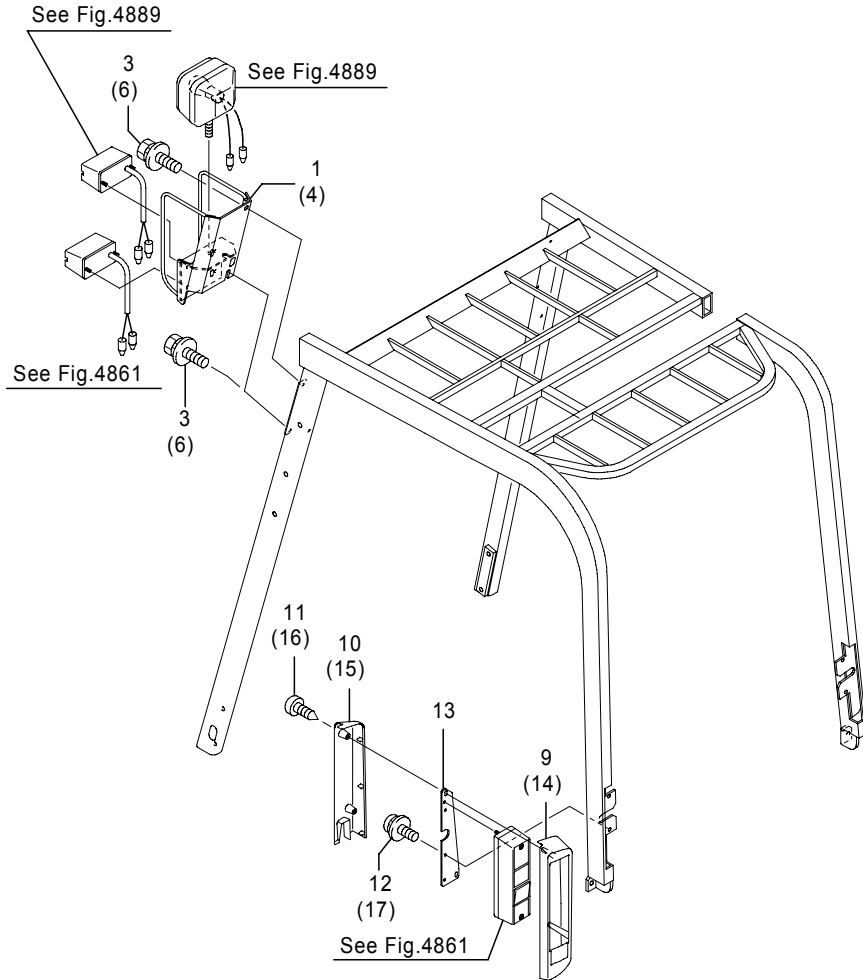


Fig.5101B 小型特殊自動車車検部品 2  
 [LAMP],FB20P-28P(241AC2244-),FB30P(251AC0238-)

(A)=FB20P (D)=FB30P  
 (B)=FB25P (E)=  
 (C)=FB28P (F)=

No.	Parts No.	Parts Name	(A)	(B)	(C)	(D)	(E)	(F)	i/a	Remarks
1	14401-03310	Bracket(L), lamp	1	1	1	1				
3	0018-08025	Bolt, w/washers	2	2	2	2				
4	14401-03300	Bracket(R), lamp	1	1	1	1				
6	0018-08025	Bolt, w/washers	2	2	2	2				
9	14400-98921	Cover(L1), rear lamp	1	1	1	1				w.o/L
10	14400-98931	Cover(L2), rear lamp	1	1	1	1				w.o/L
11	31010-46260	Screw	2	2	2	2				w.o/L
12	0077-05012	Screw, w/washers	2	2	2	2				w.o/L
13	50001-22320	Base, rear lamp	2	2	2	2				w.o/L
14	14400-98941	Cover(R1), rear lamp	1	1	1	1				w.o/L
15	14400-98951	Cover(R2), rear lamp	1	1	1	1				w.o/L
16	31010-46260	Screw, tapping	2	2	2	2				w.o/L
17	0077-05012	Screw, w/washers	2	2	2	2				w.o/L

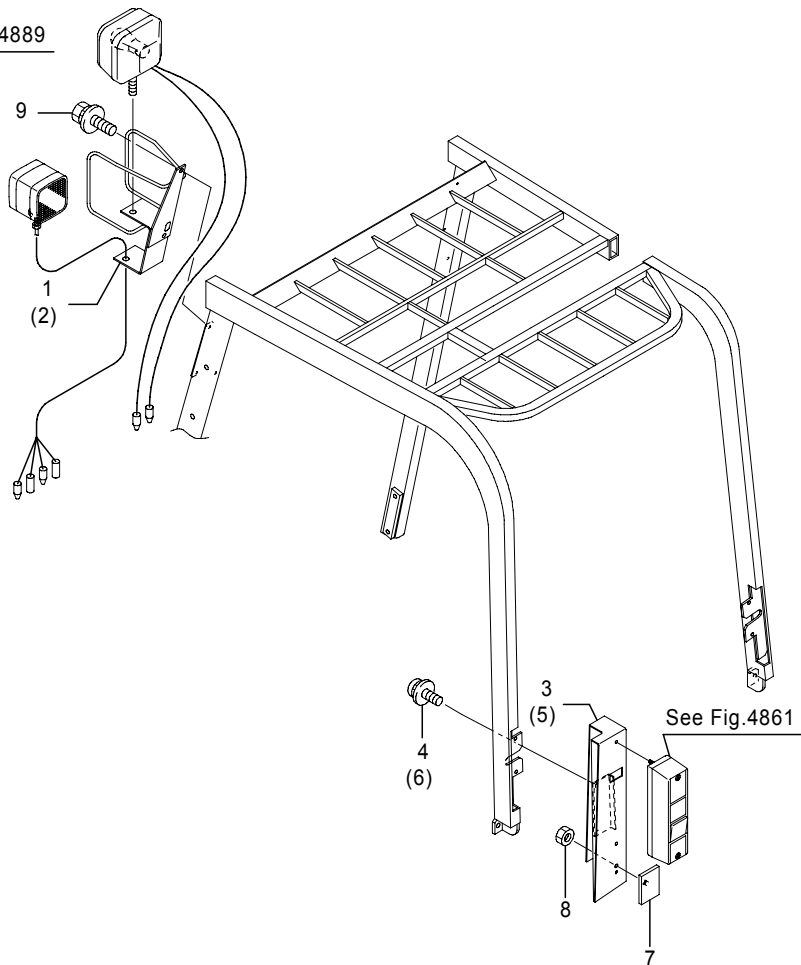
Note :

Fig.5101C 小型特殊自動車車検部品 2  
 [LAMP(H18年対応車検)],FB20-28P(241AC3661-),30P(251AC0401-)

Fig.5101C 小型特殊自動車車検部品 2  
 [LAMP(H18年対応車検)],FB20-28P(241AC3661-),30P(251AC0401-)

(A)=FB20P (D)=FB30P  
 (B)=FB25P (E)=  
 (C)=FB28P (F)=

See Fig.4889



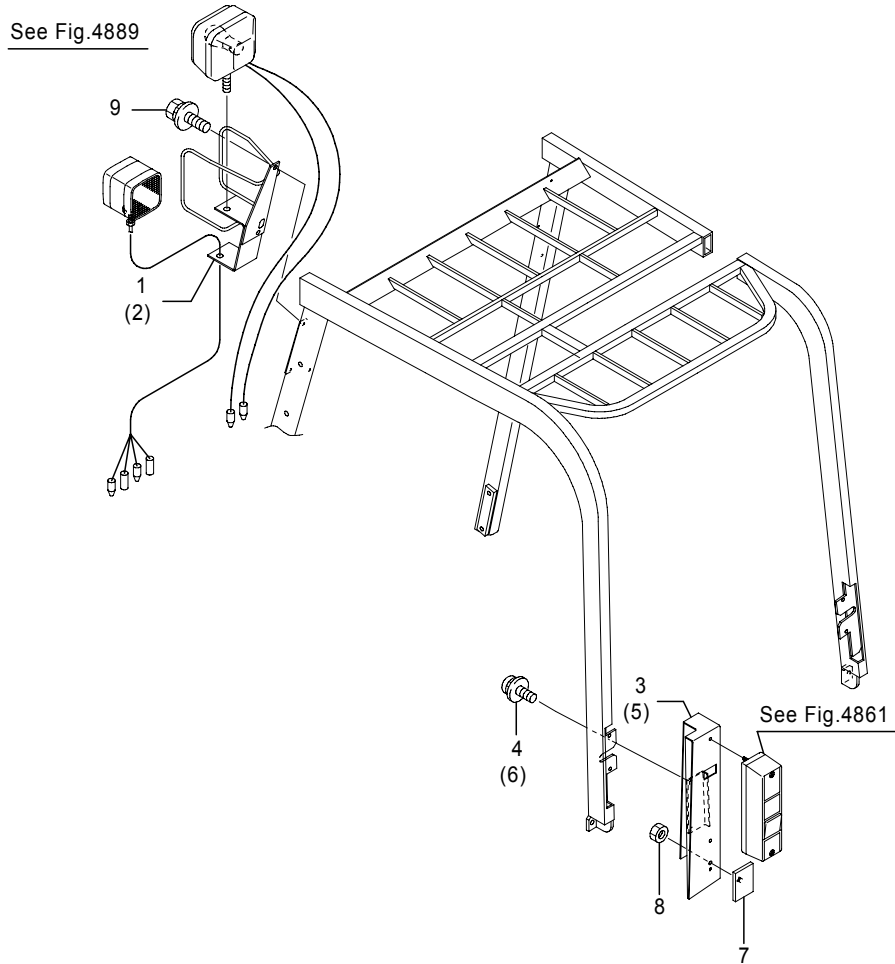
No.	Parts No.	Parts Name	(A)	(B)	(C)	(D)	(E)	(F)	i/a	Remarks
1	50004-20410	Bracket, lamp(L)	1	1	1	1				
2	50004-20420	Bracket, lamp(R)	1	1	1	1				
3	50004-20961	Cover, lamp(L)	1	1	1	1				
3-1	50007-80610	Cover, lamp(L)	1	1	1	1			↑	(A=241AC7402-)(B=241AC7402-)(C=241AC7402-)(D=251AC1083-)
	50007-80610	Cover, lamp(L)	1	1	1	1			↓	(A=241AC7402-)(B=241AC7402-)(C=241AC7402-)(D=251AC1083-)
4	0076-05016	Screw, w/washers	2	2	2	2				
5	50004-20971	Cover, lamp(R)	1	1	1	1				
5-1	50007-80620	Cover, lamp(R)	1	1	1	1			↑	(A=241AC7402-)(B=241AC7402-)(C=241AC7402-)(D=251AC1083-)
6	0076-05016	Screw, w/washers	2	2	2	2				
7	70000-70270	Reflector	2	2	2	2				
8	0000-00006	Nut	2	2	2	2				
9	0018-08025	Bolt, w/washers	4	4	4	4				

Note :

Fig.5101D 小型特殊自動車車検部品 2  
[LAMP(H18年対応車検), MHI]

Fig.5101D 小型特殊自動車車検部品 2  
[LAMP(H18年対応車検), MHI]

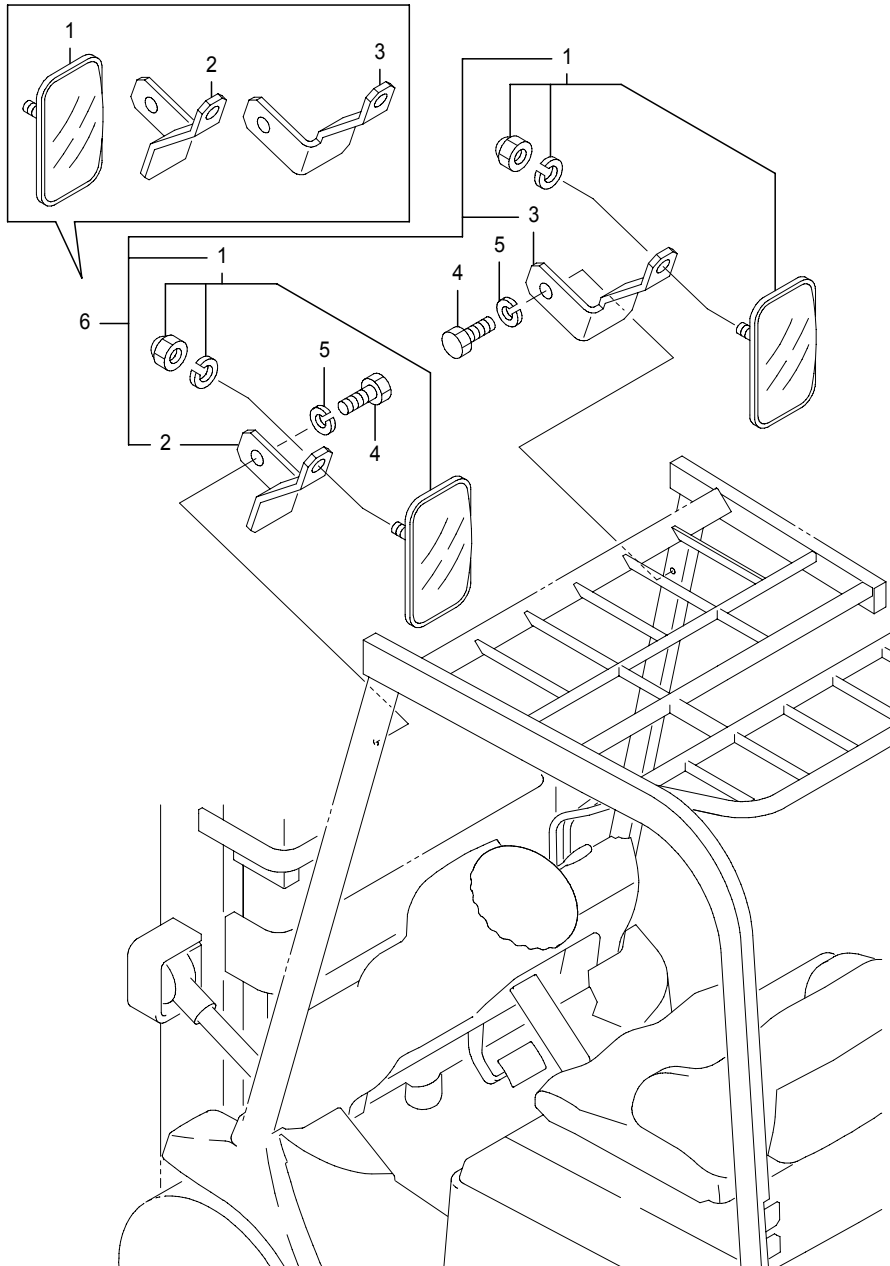
(A)=FB20P (D)=FB30P  
(B)=FB25P (E)=  
(C)=FB28P (F)=



No.	Parts No.	Parts Name	(A)	(B)	(C)	(D)	(E)	(F)	i/a	Remarks
1	50004-20410	Bracket, lamp(L)	1	1	1	1				
2	50004-20420	Bracket, lamp(R)	1	1	1	1				
3	50004-20961	Cover, lamp(L)	1	1	1	1				
3-1	50007-80610	Cover, lamp(L)	1	1	1	1			↑	(A=241AC7402-)(B=241AC7402-)(C=241AC7402-)(D=251AC1083-)
4	0076-05016	Screw, w/washers	2	2	2	2				
5	50004-20971	Cover, lamp(R)	1	1	1	1				
5-1	50007-80620	Cover, lamp(R)	1	1	1	1			↑	(A=241AC7402-)(B=241AC7402-)(C=241AC7402-)(D=251AC1083-)
6	0076-05016	Screw, w/washers	2	2	2	2				
7	70000-70270	Reflector	2	2	2	2				
8	0000-00006	Nut	2	2	2	2				
9	0018-08025	Bolt, w/washers	4	4	4	4				

Note :

Fig.5102A 小型特殊自動車車検部品 3  
 [BACK MIRROR],FB20P-28P(241AC2244-),FB30P(251AC0238-)



462-1780-01A  
 (462-1780)

Fig.5102A 小型特殊自動車車検部品 3  
 [BACK MIRROR],FB20P-28P(241AC2244-),FB30P(251AC0238-)

(A)=FB20P (D)=FB30P  
 (B)=FB25P (E)=  
 (C)=FB28P (F)=

No.	Parts No.	Parts Name	(A)	(B)	(C)	(D)	(E)	(F)	i/a	Remarks
1	32090-01480	Mirror, driving	2	2	2	2				LH/RH
	32090-01480	Mirror, driving	1	1	1	1				LH
2	14400-55220	Bracket(L), mirror	1	1	1	1				LH
3	14400-55230	Bracket(R), mirror	1	1	1	1				LH/RH
4	0010-06016	Bolt	2	2	2	2				LH/RH
	0014-08016	Bolt	2	2	2	2				LH/RH,CS/FCS/RP/DRP
	0010-06016	Bolt	1	1	1	1				LH
	0014-08016	Bolt	1	1	1	1				LH,CS/FCS/RP/DRP
5	0000-70006	Washer, lock	2	2	2	2				LH/RH
	0000-50008	Washer, lock	2	2	2	2				LH/RH,CS/FCS/RP/DRP
	0000-70006	Washer, lock	1	1	1	1				LH
	0000-50008	Washer, lock	1	1	1	1				LH,CS/FCS/RP/DRP
6	99505-00279	Back mirror KIT	1	1	1	1				

Note :

Fig.5102B 小型特殊自動車車検部品 3  
[BACK MIRROR, MHI]

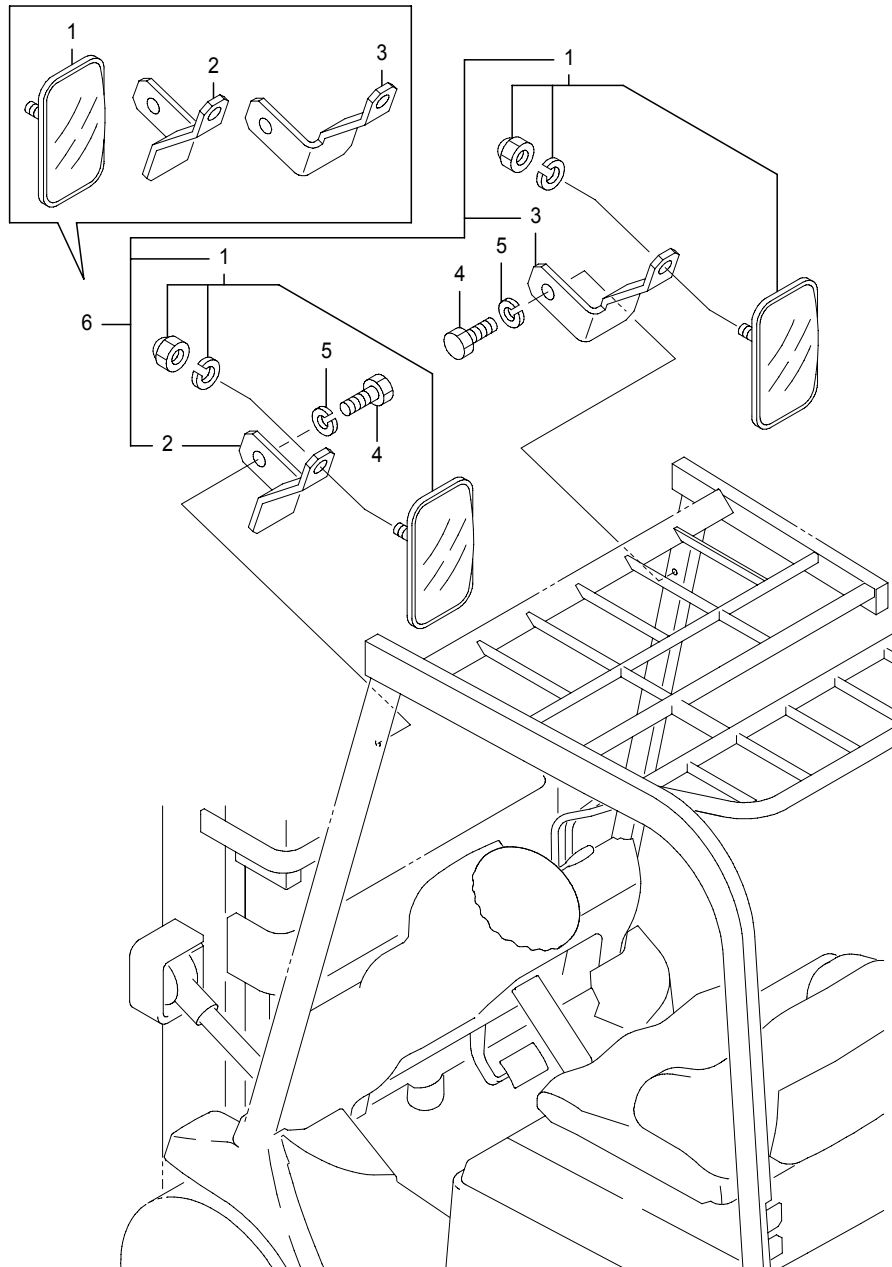


Fig.5102B 小型特殊自動車車検部品 3  
[BACK MIRROR, MHI]

(A)=FB20P (D)=FB30P  
(B)=FB25P (E)=  
(C)=FB28P (F)=

No.	Parts No.	Parts Name	(A)	(B)	(C)	(D)	(E)	(F)	i/a	Remarks
1	32090-01480	Mirror, driving	2	2	2	2				LH/RH
2	14400-55220	Bracket(L), mirror	1	1	1	1				LH
3	14400-55230	Bracket(R), mirror	1	1	1	1				LH/RH
4	0010-06016	Bolt	2	2	2	2				LH/RH
5	0000-70006	Washer, lock	2	2	2	2				LH/RH
6	99505-00279	Back mirror KIT	1	1	1	1				

Note :

Fig.5103A 小型特殊自動車車検部品 4  
 [OVERHEAD GUARD(L-Type)],(小型特殊車検仕様)

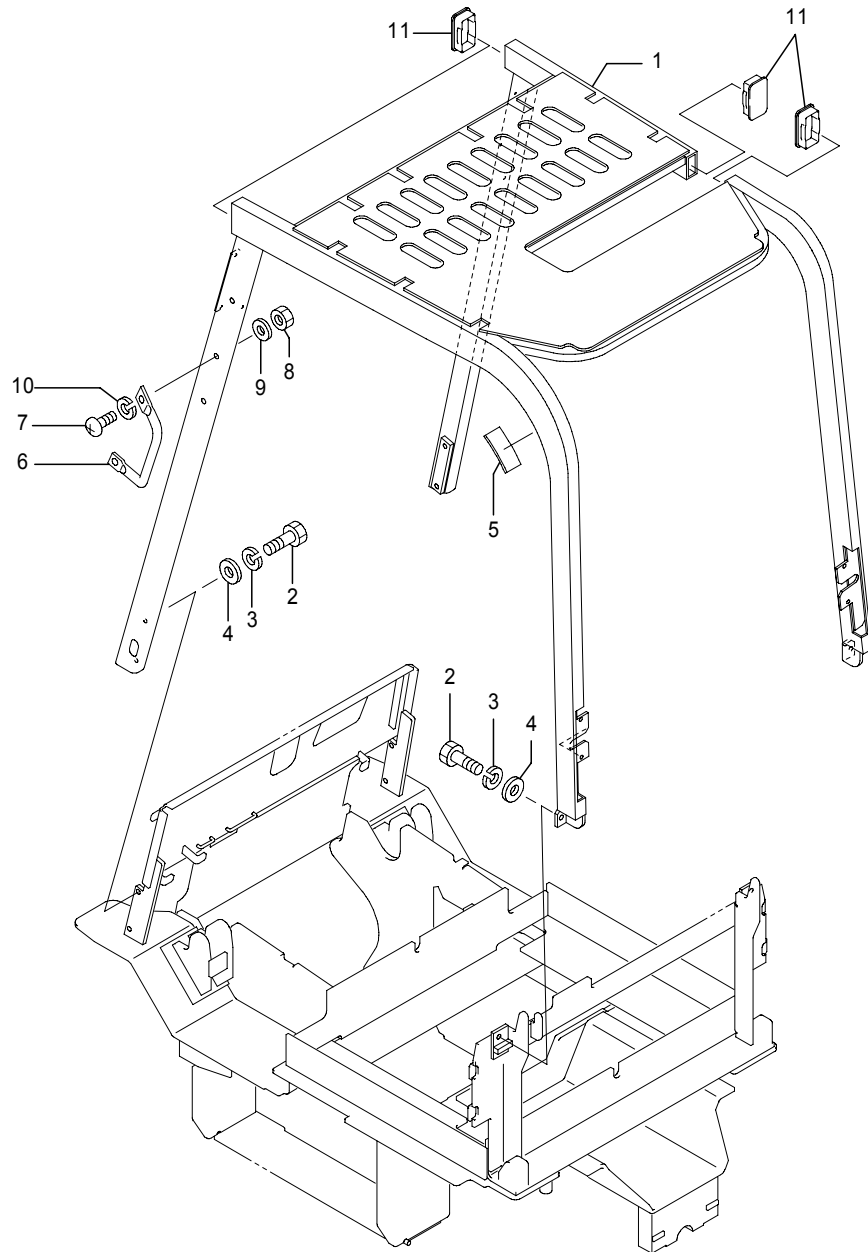


Fig.5103A 小型特殊自動車車検部品 4  
 [OVERHEAD GUARD(L-Type)],(小型特殊車検仕様)

(A)=FB20P (D)=FB30P  
 (B)=FB25P (E)=  
 (C)=FB28P (F)=

No.	Parts No.	Parts Name	(A)	(B)	(C)	(D)	(E)	(F)	i/a	Remarks
1	50001-32380	Guard, overhead	1	1	1					
1-1	50001-32381	Guard, overhead (A=241AC1993-)(B=241AC1993-)(C=241AC1993-)	1	1	1					↑
1-2	50001-32382	Guard, overhead (A=241AC2291-)(B=241AC2291-)(C=241AC2291-)	1	1	1					↑
2	0022-12030	Bolt	6	6	6					
3	0000-71012	Washer, lock	6	6	6					
4	0000-73012	Washer, plain	6	6	6					
5	14104-51480	Cushion	2	2	2					
6	32310-02760	Grip	1	1	1					
7	0071-06060	Screw, pan head	2	2	2					
8	31030-03430	Nut, cap	2	2	2					
9	0000-73006	Washer, plain	2	2	2					
10	0000-71006	Washer, lock	2	2	2					
11	14104-51590	Cap	4	4	4					

Note :



Fig.5103B 小型特殊自動車車検部品 4  
 [OVERHEAD GUARD(L-Type), MHI],(小型特殊車検仕様)

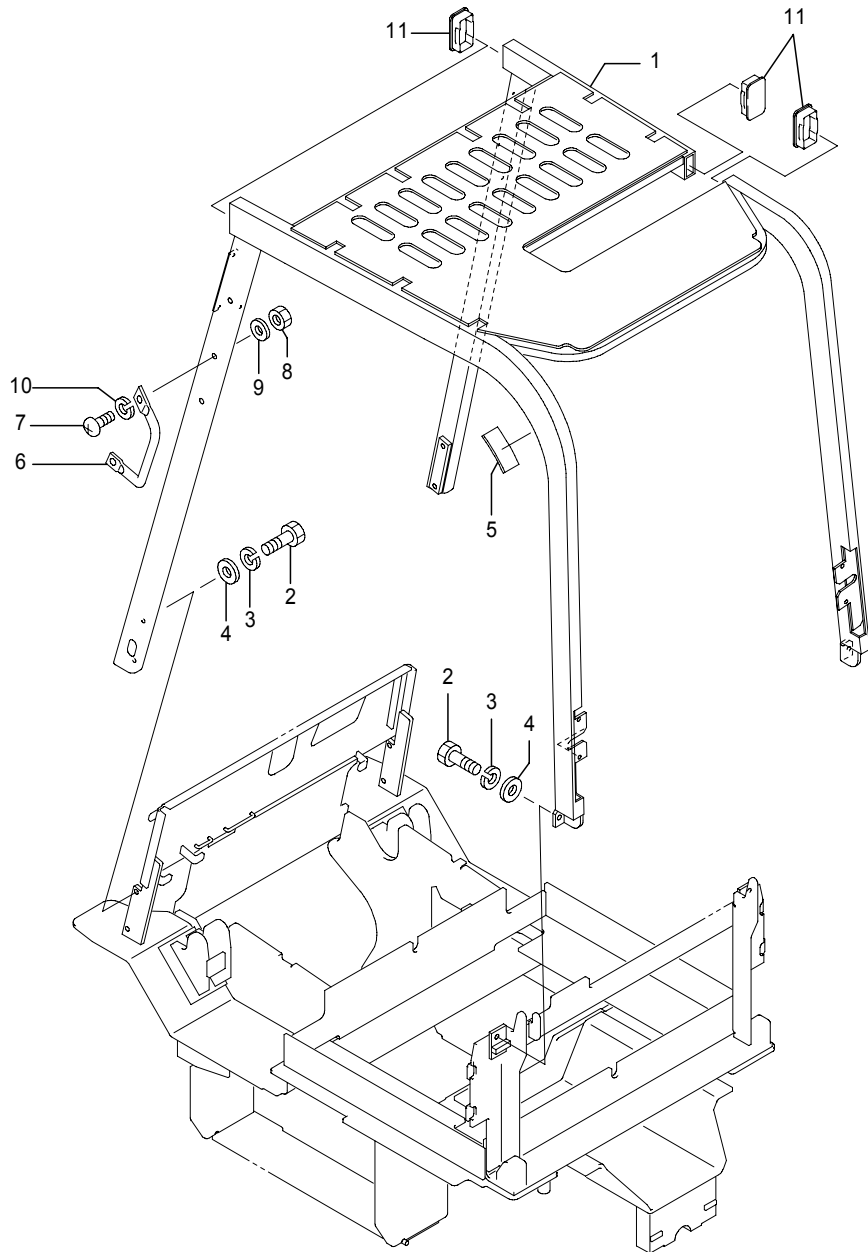


Fig.5103B 小型特殊自動車車検部品 4  
 [OVERHEAD GUARD(L-Type), MHI],(小型特殊車検仕様)

(A)=FB20P (D)=FB30P  
 (B)=FB25P (E)=  
 (C)=FB28P (F)=

No.	Parts No.	Parts Name	(A)	(B)	(C)	(D)	(E)	(F)	i/a	Remarks
1	50004-14030	Guard, overhead	1	1	1					
2	0022-12030	Bolt	6	6	6					
3	0000-71012	Washer, lock	6	6	6					
4	0000-73012	Washer, plain	6	6	6					
5	14104-51480	Cushion	2	2	2					
6	32310-02760	Grip	1	1	1					
7	0071-06060	Screw, pan head	2	2	2					
8	31030-03430	Nut, cap	2	2	2					
9	0000-73006	Washer, plain	2	2	2					
10	0000-71006	Washer, lock	2	2	2					
11	50006-18090	Cap	4	4	4					

Note :

Fig.5173 SEAT HEATER

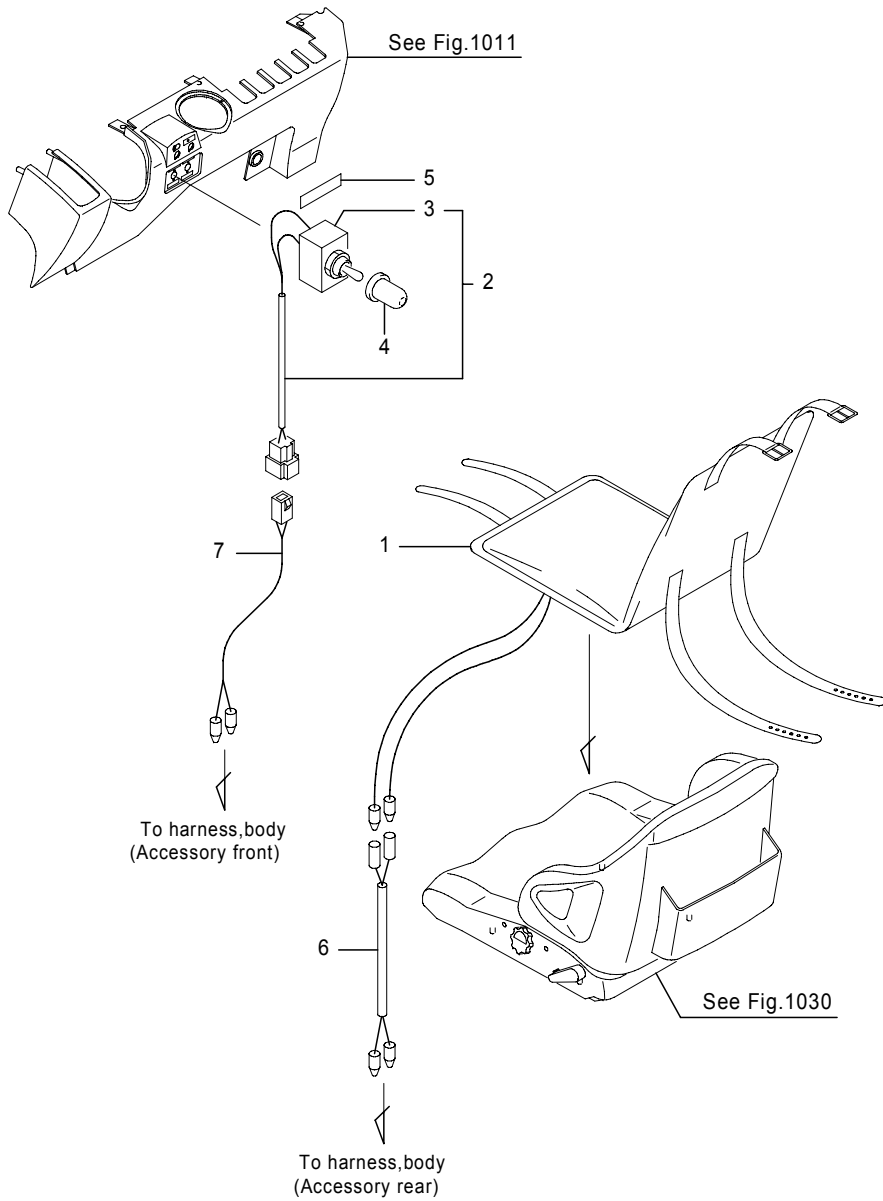


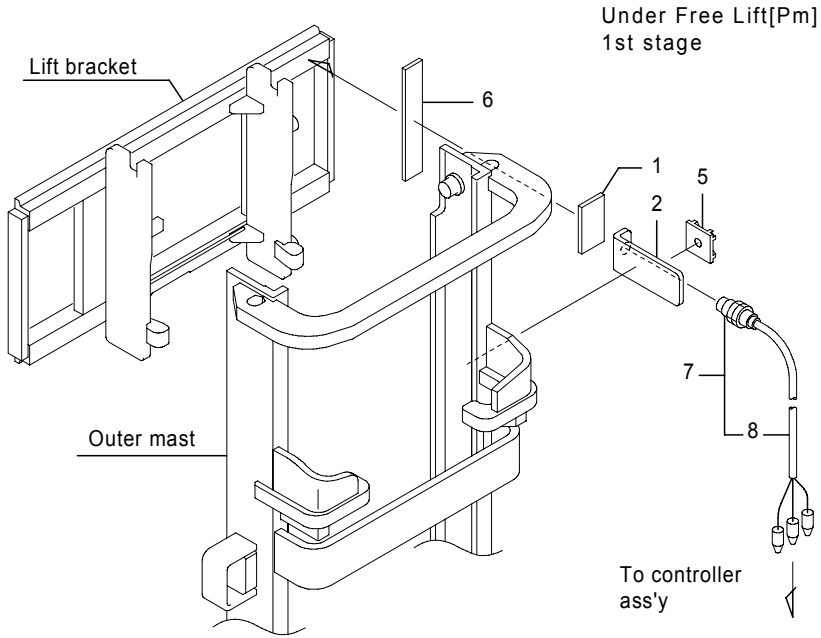
Fig.5173 SEAT HEATER

(A)=FB20P (D)=FB30P  
 (B)=FB25P (E)=  
 (C)=FB28P (F)=

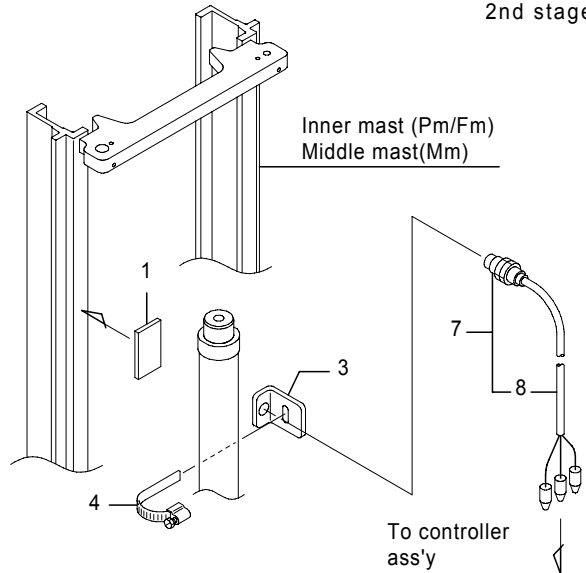
No.	Parts No.	Parts Name	(A)	(B)	(C)	(D)	(E)	(F)	i/a	Remarks
1	35410-00200	Heater, seat	1	1	1	1				[48V/48W]
2	24300-33150	Switch comp., toggle	1	1	1	1				
3	35610-00160	Switch, toggle	1	1	1	1				
4	1910-43012	Cap	1	1	1	1				
5	24700-04080	Plate, name	1	1	1	1				[シートヒータ]
	24700-14230	Plate, name	1	1	1	1				[SEAT HEATER]
6	24800-65661	Harness, accessory	1	1	1	1				
7	24801-11730	Harness, switch	1	1	1	1				

Note :

**Fig.5471A LIFT LIMIT 1**  
SINGLE STAGE TYPE, FB20-28P(-241AC7862), 30P(-251AC1146)



Over Free Lift  
2nd stage



462-1792-04A  
(462-1792/485-5516)

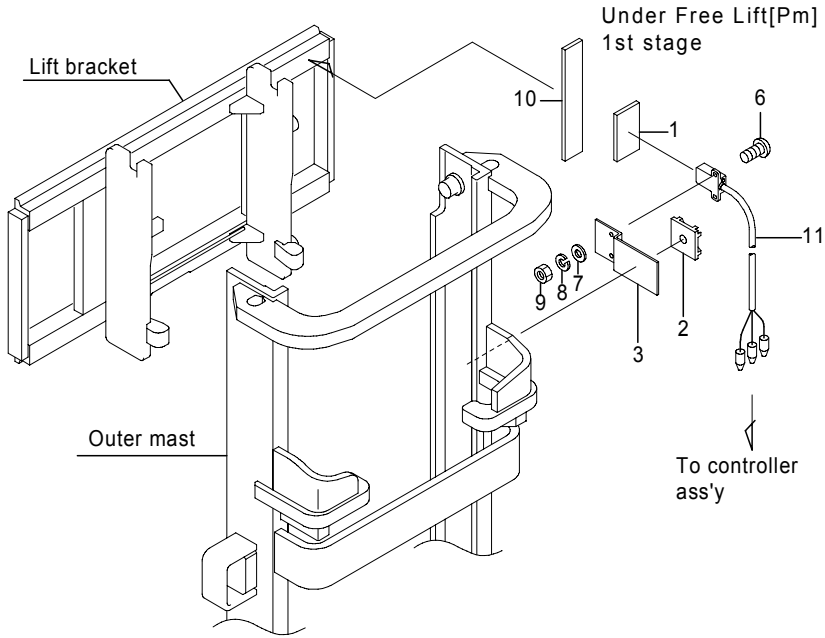
**Fig.5471A LIFT LIMIT 1**  
SINGLE STAGE TYPE, FB20-28P(-241AC7862), 30P(-251AC1146)

(A)=FB20P (D)=FB30P  
(B)=FB25P (E)=  
(C)=FB28P (F)=

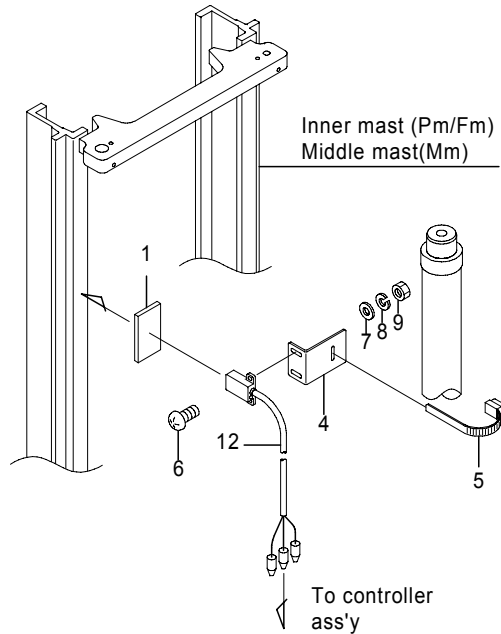
No.	Parts No.	Parts Name	(A)	(B)	(C)	(D)	(E)	(F)	i/a	Remarks
1	35490-00010	Magnet	1	1	1	1				
1-1	32390-11450	Magnet	1	1	1	1				↓
(A=241AC2244-)(B=241AC2244-)(C=241AC2244-)(D=251AC0238-)										
2	14400-68620	Base, switch	1	1	1	1				Under free lift
3	14400-68610	Bracket, switch	1	1	1	1				2nd stage
4	32390-08620	Clamp	1	1	1	1				2nd stage
4-1	32390-13710	Clamp	1	1	1	1				↓ 2nd stage
(A=241AC1920-)(B=241AC1920-)(C=241AC1920-)(D=251AC0190-)										
4-2	70001-31820	Clamp	1	1	1	1				↓ 2nd stage
5	37990-45320	Base, mount	1	1	1	1				Under free lift
6	14401-07920	Bracket, magnet	1	1	1	1				Under free lift
7	39530-02640	Sensor, magnetic	1	1	1	1				Std
	39530-02650	Sensor, magnetic	1	1	1	1				CS/FCS
8	24801-21350	Harness, accessory	1	1	1	1				
(A=241AC5580-)(B=241AC5580-)(C=241AC5580-)(D=251AC0755-)										

Note :

**Fig.5471B LIFT LIMIT 1**  
SINGLE STAGE TYPE, FB20-28P(241AC7863-), 30P(251AC1147-)



**Over Free Lift  
2nd stage**



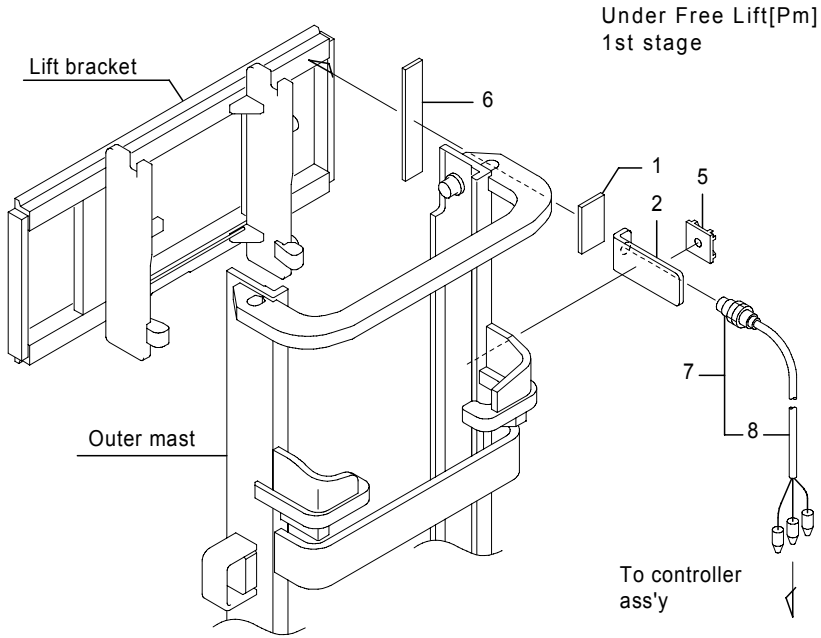
**Fig.5471B LIFT LIMIT 1**  
SINGLE STAGE TYPE, FB20-28P(241AC7863-), 30P(251AC1147-)

(A)=FB20P (D)=FB30P  
(B)=FB25P (E)=  
(C)=FB28P (F)=

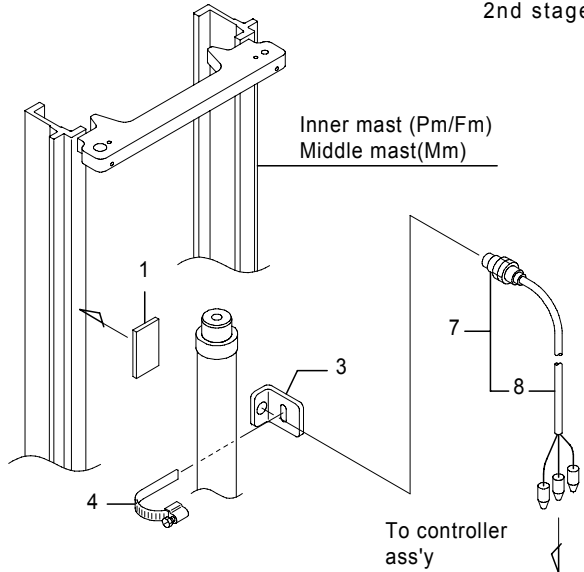
No.	Parts No.	Parts Name	(A)	(B)	(C)	(D)	(E)	(F)	i/a	Remarks
1	32390-11450	Magnet, rubber	1	1	1	1				
2	37990-45320	Base, mount	1	1	1	1				Under free lift
3	52007-85430	Base, switch	1	1	1	1				Under free lift
4	52007-85010	Bracket, switch	1	1	1	1				2nd stage
5	70001-53300	Clamp	1	1	1	1				2nd stage
6	0070-03010	Screw, pan head	2	2	2	2				
7	0000-72003	Washer, plain	2	2	2	2				
8	0000-70003	Washer, lock	2	2	2	2				
9	0000-00003	Nut	2	2	2	2				
10	14401-07920	Bracket, magnet	1	1	1	1				Under free lift
11	70001-59240	Sensor, magnetic	1	1	1	1				Under free lift
12	39530-02750	Sensor, magnetic	1	1	1	1				2nd stage

Note :

**Fig.5472A LIFT LIMIT 2**  
 2 STAGE TYPE, FB20-28P(-241AC7862), 30P(-251AC1146)



Over Free Lift  
 2nd stage



462-1792-04A  
 (462-1792/485-5516)

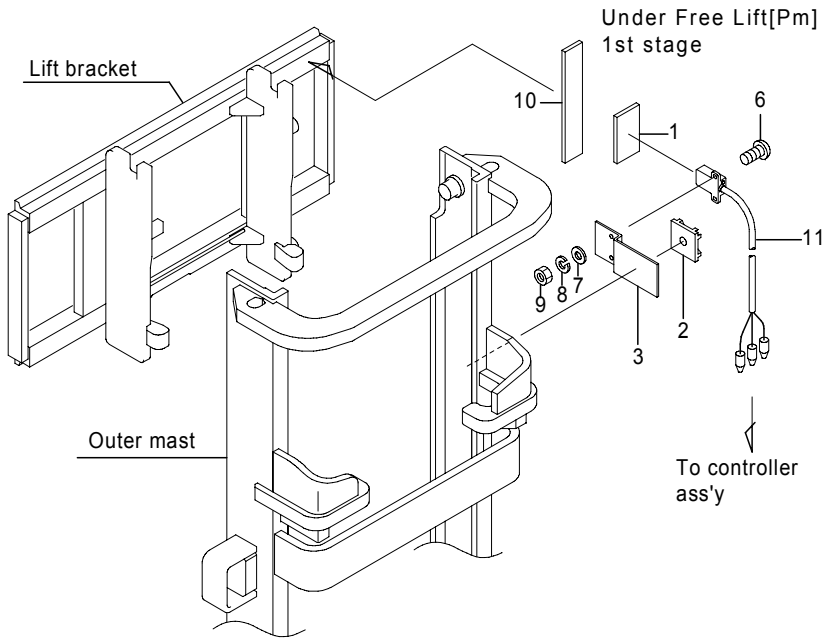
**Fig.5472A LIFT LIMIT 2**  
 2 STAGE TYPE, FB20-28P(-241AC7862), 30P(-251AC1146)

(A)=FB20P (D)=FB30P  
 (B)=FB25P (E)=  
 (C)=FB28P (F)=

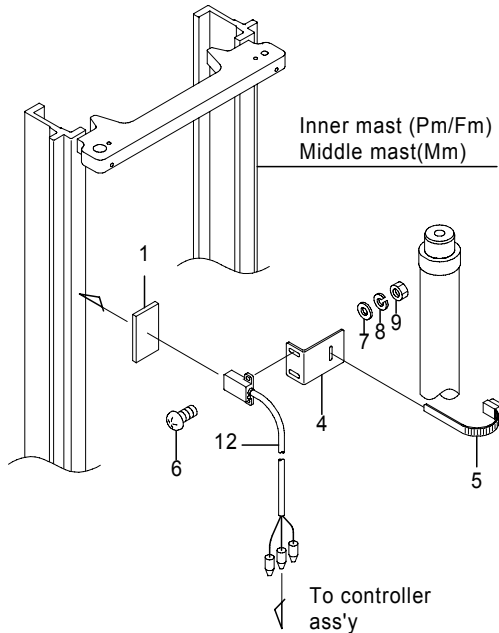
No.	Parts No.	Parts Name	(A)	(B)	(C)	(D)	(E)	(F)	i/a	Remarks
1	35490-00010	Magnet	1	1	1	1				*1,*3
1-1	32390-11450	Magnet (A=241AC2244-)(B=241AC2244-)(C=241AC2244-)(D=251AC0238-)	1	1	1	1			↙	*1,*3
1	35490-00010	Magnet	2	2	2	2				*2
1-1	32390-11450	Magnet (A=241AC2244-)(B=241AC2244-)(C=241AC2244-)(D=251AC0238-)	1	1	1	1			↙	*2
2	14400-68620	Base, switch	1	1	1	1				*2
	14400-68620	Base, switch	2	2	2	2				*1
3	14400-68610	Bracket, switch	1	1	1	1				2nd stage, *2
	14400-68610	Bracket, switch	2	2	2	2				2nd stage, *3
4	32390-08620	Clamp	1	1	1	1				2nd stage, *2
4-1	32390-13710	Clamp (A=241AC1920-)(B=241AC1920-)(C=241AC1920-)(D=251AC0190-)	1	1	1	1			↙	2nd stage, *2
4-2	70001-31820	Clamp	1	1	1	1			↙	2nd stage, *2
4	32390-08620	Clamp	2	2	2	2				2nd stage, *3
4-1	32390-13710	Clamp (A=241AC1920-)(B=241AC1920-)(C=241AC1920-)(D=251AC0190-)	2	2	2	2			↙	2nd stage, *3
4-2	70001-31820	Clamp	2	2	2	2			↙	2nd stage, *3
5	37990-45320	Base, mount	1	1	1	1				Under free lift, *2
	37990-45320	Base, mount	2	2	2	2				Under free lift, *1
6	14401-07920	Bracket, magnet	1	1	1	1				Under free lift
7	39530-02640	Sensor, magnetic	2	2	2	2				Std
	39530-02650	Sensor, magnetic	2	2	2	2				CS/FCS
8	24801-21350	Harness, accessory (A=241AC5580-)(B=241AC5580-)(C=241AC5580-)(D=251AC0755-)	2	2	2	2				

Note : \*1:All under free lift  
 \*2:Under free lift and 2nd stage  
 \*3:All 2nd stage

**Fig.5472B LIFT LIMIT 2**  
2 STAGE TYPE, FB20-28P(241AC7863-), 30P(251AC1147-)



**Over Free Lift  
2nd stage**



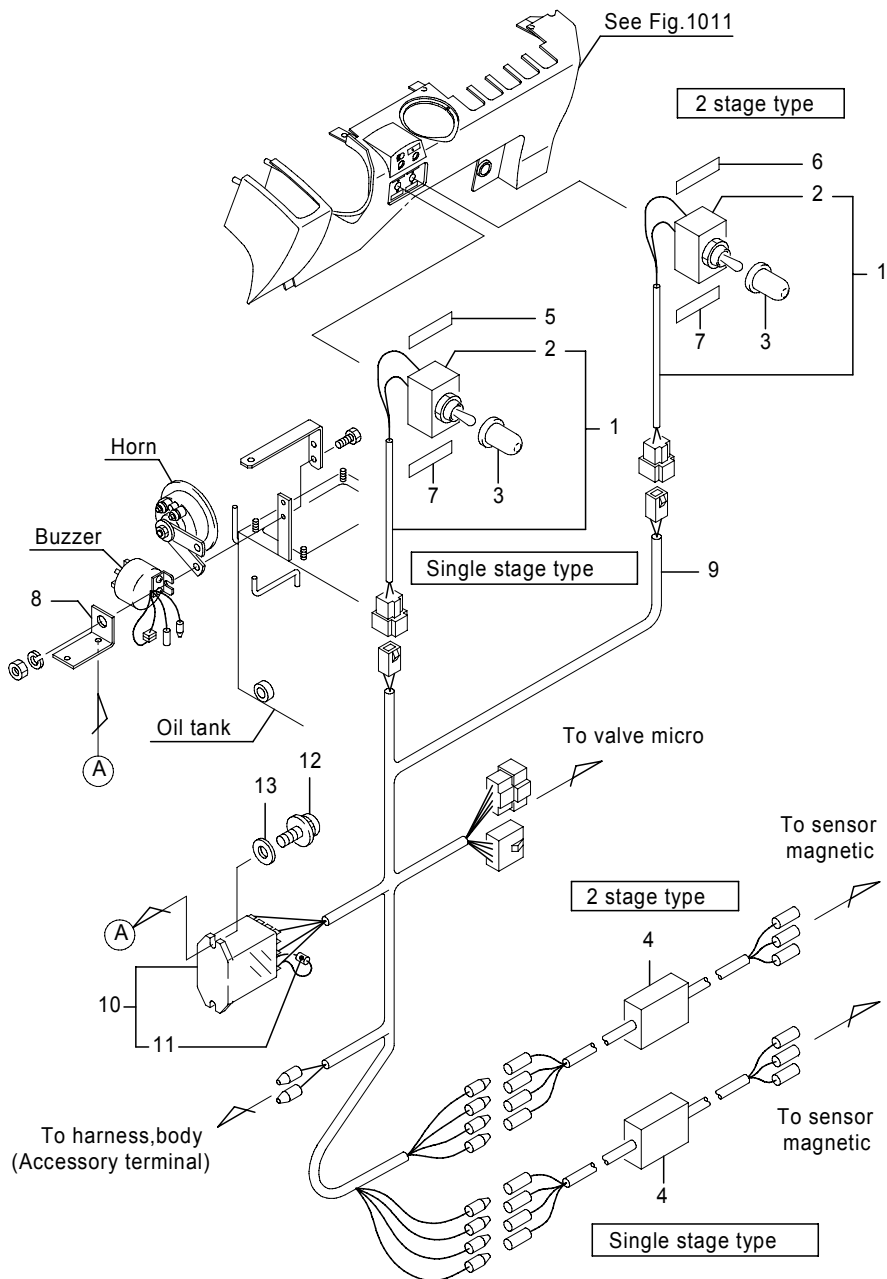
**Fig.5472B LIFT LIMIT 2**  
2 STAGE TYPE, FB20-28P(241AC7863-), 30P(251AC1147-)

(A)=FB20P (D)=FB30P  
(B)=FB25P (E)=  
(C)=FB28P (F)=

No.	Parts No.	Parts Name	(A)	(B)	(C)	(D)	(E)	(F)	i/a	Remarks
1	32390-11450	Magnet, rubber	1	1	1	1				
2	37990-45320	Base, mount	1	1	1	1				Under free lift and 2nd stage
3	37990-45320	Base, mount	2	2	2	2				All Under free lift
3	52007-85430	Base, switch	1	1	1	1				Under free lift and 2nd stage
3	52007-85430	Base, switch	2	2	2	2				All Under free lift
4	52007-85010	Bracket, switch	1	1	1	1				Under free lift and 2nd stage
4	52007-85010	Bracket, switch	2	2	2	2				All 2nd stage
5	70001-53300	Clamp	1	1	1	1				Under free lift and 2nd stage
5	70001-53300	Clamp	2	2	2	2				All 2nd stage
6	0070-03010	Screw, pan head	4	4	4	4				
7	0000-72003	Washer, plain	4	4	4	4				
8	0000-70003	Washer, lock	4	4	4	4				
9	0000-00003	Nut	4	4	4	4				
10	14401-07920	Bracket, magnet	1	1	1	1				
11	70001-59240	Sensor, magnetic	1	1	1	1				Under free lift and 2nd stage
11	70001-59240	Sensor, magnetic	2	2	2	2				All Under free lift
12	39530-02750	Sensor, magnetic	1	1	1	1				Under free lift and 2nd stage
12	39530-02750	Sensor, magnetic	2	2	2	2				All 2nd stage

Note :

Fig.5473 LIFT LIMIT 3  
[SWITCH & HARNESS]



485-5516-01A  
(485-5516)

Fig.5473 LIFT LIMIT 3  
[SWITCH & HARNESS]

(A)=FB20P (D)=FB30P  
(B)=FB25P (E)=  
(C)=FB28P (F)=

No.	Parts No.	Parts Name	(A)	(B)	(C)	(D)	(E)	(F)	i/a	Remarks
1	24300-33150	Switch comp., toggle	1	1	1	1				*1
	24300-33150	Switch comp., toggle	2	2	2	2				*2
2	35610-00160	Switch, toggle	1	1	1	1				*1
	35610-00160	Switch, toggle	2	2	2	2				*2
3	1910-43012	Cap	1	1	1	1				*1
	1910-43012	Cap	2	2	2	2				*2
4	24200-42230	Controller ass'y	1	1	1	1				[48V],*1
	24200-42230	Controller ass'y	2	2	2	2				[48V],*2
5	24700-12080	Plate, name	1	1	1	1				[揚高制限1段]
	24700-13750	Plate, name	1	1	1	1				[LIFT LIMIT]
6	24700-12090	Plate, name	1	1	1	1				[揚高制限2段],*2
	24700-13750	Plate, name	1	1	1	1				[LIFT LIMIT],*2
7	24700-03280	Plate, name	1	1	1	1				[解除],*1
	24700-13760	Plate, name	1	1	1	1				[OFF],*1
	24700-03280	Plate, name	2	2	2	2				[解除],*2
	24700-13760	Plate, name	2	2	2	2				[OFF],*2
8	24801-11790	Bracket, relay	1	1	1	1				
9	24801-11392	Harness, lift limit	1	1	1	1				*1
9-1	54001-78700	Harness, lift limit	1	1	1	1			×	*1
		(A=241AC7863-)(B=241AC7863-)(C=241AC7863-)(D=251AC1147-)								
9	24801-11412	Harness, lift limit	1	1	1	1				*2
9-1	54001-78710	Harness, lift limit	1	1	1	1			×	*2
		(A=241AC7863-)(B=241AC7863-)(C=241AC7863-)(D=251AC1147-)								
10	35820-02470	Relay	1	1	1	1				[DC48V]
11	1911-59001	Diode	1	1	1	1				[1G6]
12	0075-03006	Screw, w/washers	2	2	2	2				
13	0000-72003	Washer, plain	2	2	2	2				

Note : \*1: Single stage type

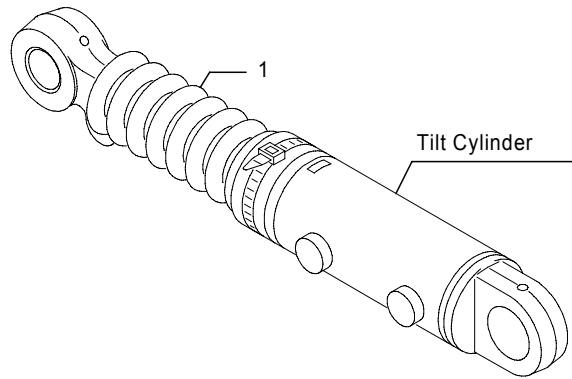
\*2: 2 stage type

Fig.5580 CYLINDER BOOT  
[DRP]

Fig.5580 CYLINDER BOOT  
[DRP]

(A)=FB20P (D)=FB30P  
(B)=FB25P (E)=  
(C)=FB28P (F)=

No.	Parts No.	Parts Name	(A)	(B)	(C)	(D)	(E)	(F)	i/a	Remarks
1	32391-00350	Boot, cylinder	2	2	2					
	32391-00360	Boot, cylinder							2	



Note :



Fig.5700 LOAD SENSOR  
[DISPLAY INDICATION]

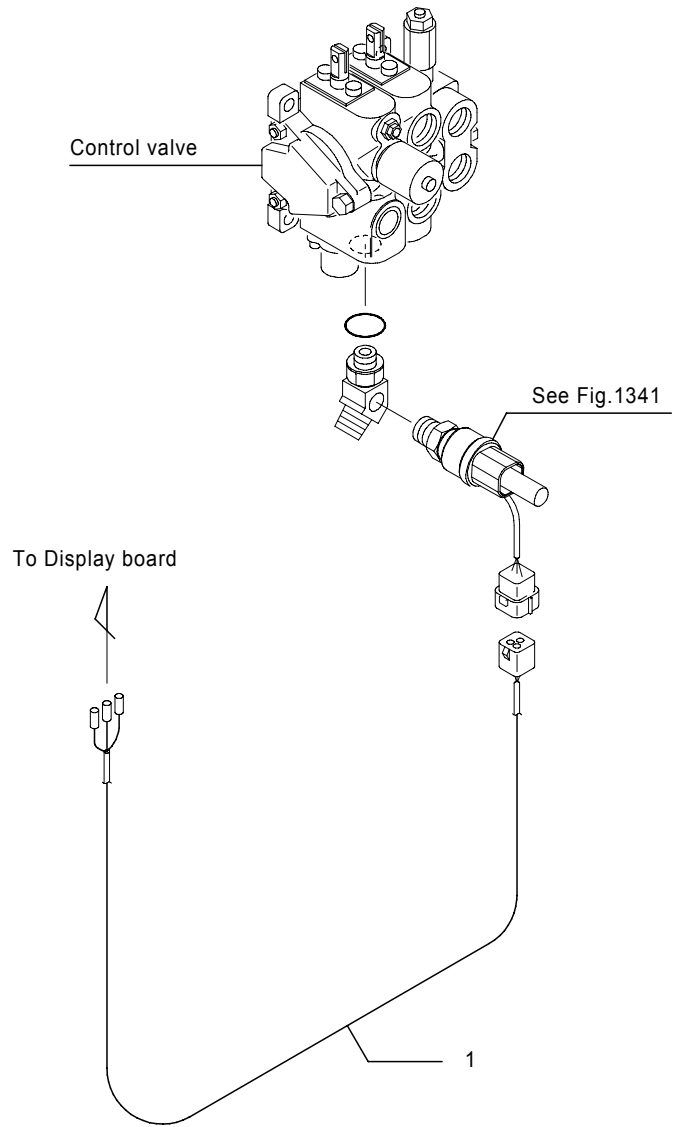


Fig.5700 LOAD SENSOR  
[DISPLAY INDICATION]

(A)=FB20P (D)=FB30P  
(B)=FB25P (E)=  
(C)=FB28P (F)=

No.	Parts No.	Parts Name	(A)	(B)	(C)	(D)	(E)	(F)	i/a	Remarks
1	54000-74980	Harness, over load	1	1	1	1				

Note :

Fig.6000A LASER POINTER 1  
[Pm],WIRE HARNESS

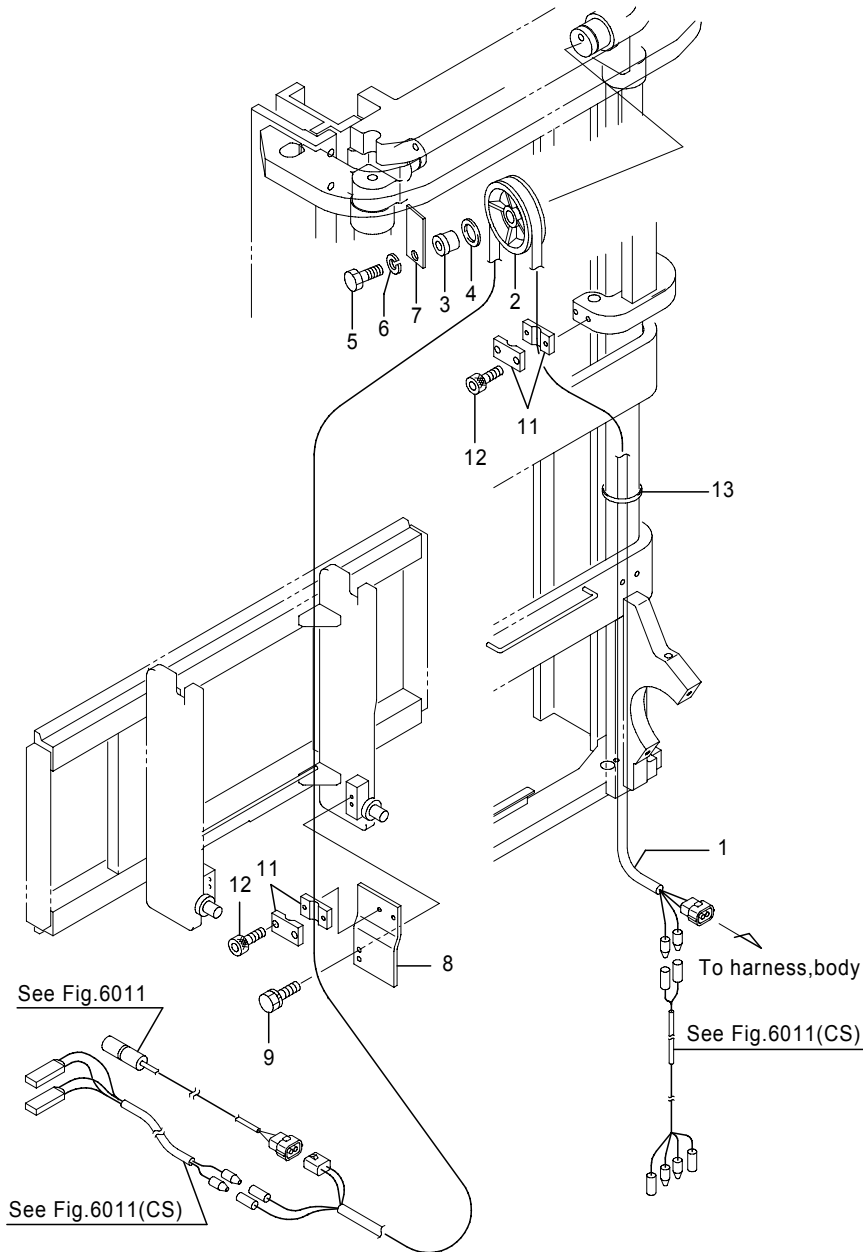


Fig.6000A LASER POINTER 1  
[Pm],WIRE HARNESS

(A)=FB20P (D)=FB30P  
(B)=FB25P (E)=  
(C)=FB28P (F)=

No.	Parts No.	Parts Name	(A)	(B)	(C)	(D)	(E)	(F)	i/a	Remarks
1	24800-94222	Harness, mast(1)	1	1	1					MLH2000
1-1	24800-94223	Harness, mast(1) (A=241AC4300-)(B=241AC4300-)(C=241AC4300-)	1	1	1				↑	MLH2000
1	24800-94252	Harness, mast(1)	1	1	1					MLH2300
1-1	24800-94253	Harness, mast(1) (A=241AC4300-)(B=241AC4300-)(C=241AC4300-)	1	1	1				↑	MLH2300
1	24800-94272	Harness, mast(1)	1	1	1					MLH2500
1-1	24800-94273	Harness, mast(1) (A=241AC4300-)(B=241AC4300-)(C=241AC4300-)	1	1	1				↑	MLH2500
1	24800-94292	Harness, mast(1)	1	1	1					MLH2700
1-1	24800-94293	Harness, mast(1) (A=241AC4300-)(B=241AC4300-)(C=241AC4300-)	1	1	1				↑	MLH2700
1	24800-94322	Harness, mast(1)	1	1	1					MLH3000
1-1	24800-94323	Harness, mast(1) (A=241AC4300-)(B=241AC4300-)(C=241AC4300-)	1	1	1				↑	MLH3000
1	24800-94352	Harness, mast(1)	1	1	1					MLH3300
1-1	24800-94353	Harness, mast(1) (A=241AC4300-)(B=241AC4300-)(C=241AC4300-)	1	1	1				↑	MLH3300
1	24800-94372	Harness, mast(1)	1	1	1					MLH3500
1-1	24800-94373	Harness, mast(1) (A=241AC4300-)(B=241AC4300-)(C=241AC4300-)	1	1	1				↑	MLH3500
1	24800-94392	Harness, mast(1)	1	1	1					MLH3700
1-1	24800-94393	Harness, mast(1) (A=241AC4300-)(B=241AC4300-)(C=241AC4300-)	1	1	1				↑	MLH3700
1	24800-94422	Harness, mast(1)	1	1	1					MLH4000
1-1	24800-94423	Harness, mast(1) (A=241AC4300-)(B=241AC4300-)(C=241AC4300-)	1	1	1				↑	MLH4000
1	24800-94472	Harness, mast(1)	1	1	1					MLH4300
1-1	24800-94473	Harness, mast(1) (A=241AC4300-)(B=241AC4300-)(C=241AC4300-)	1	1	1				↑	MLH4300
1	24800-94492	Harness, mast(1)	1	1	1					MLH4500
1-1	24800-94493	Harness, mast(1) (A=241AC4300-)(B=241AC4300-)(C=241AC4300-)	1	1	1				↑	MLH4500
1	24800-94512	Harness, mast(1)	1	1	1					MLH4700

Note :

Fig.6000A LASER POINTER 1  
[Pm],WIRE HARNESS

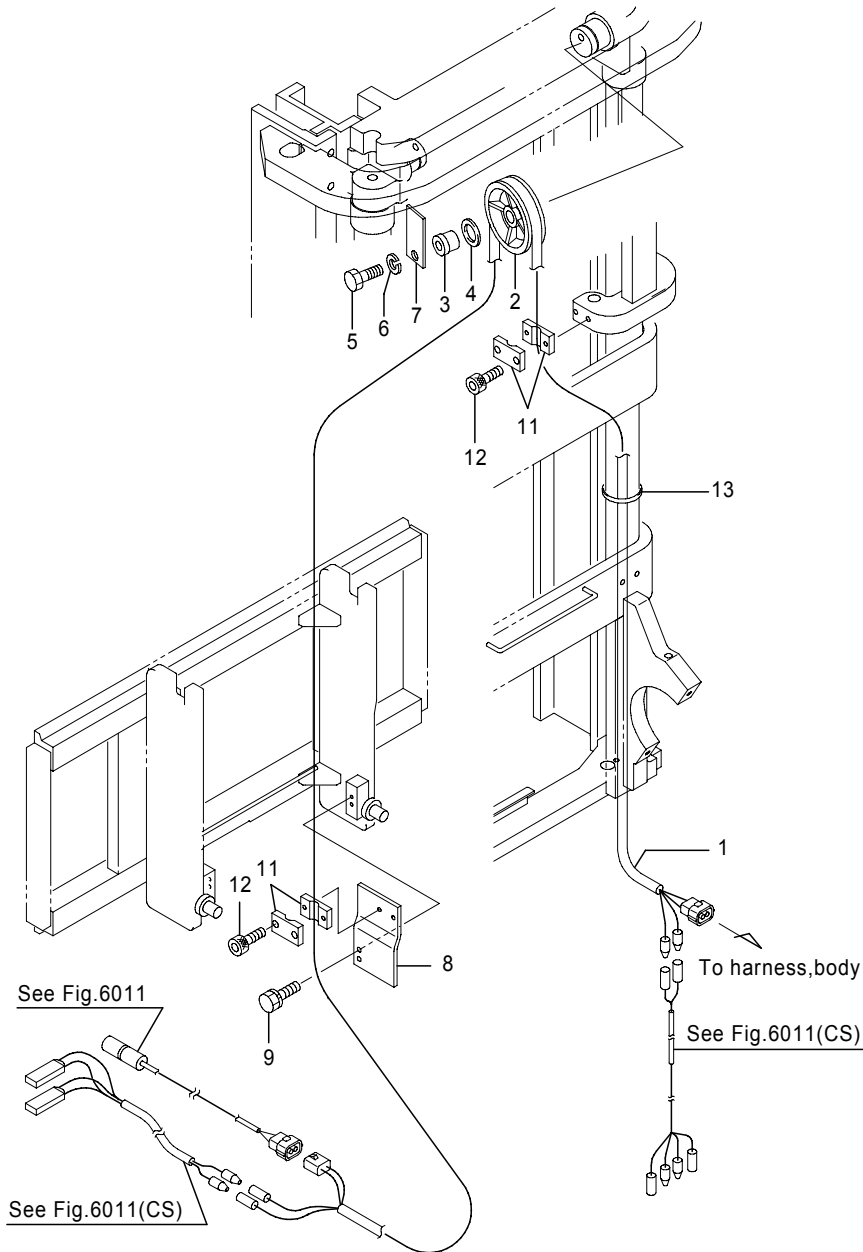


Fig.6000A LASER POINTER 1  
[Pm],WIRE HARNESS

(A)=FB20P (D)=FB30P  
(B)=FB25P (E)=  
(C)=FB28P (F)=

No.	Parts No.	Parts Name	(A)	(B)	(C)	(D)	(E)	(F)	i/a	Remarks
1-1	24800-94513	Harness, mast(1) (A=241AC4300-)(B=241AC4300-)(C=241AC4300-)	1	1	1				↑	MLH4700
1	24800-94542	Harness, mast(1)	1	1	1					MLH5000
1-1	24800-94543	Harness, mast(1) (A=241AC4300-)(B=241AC4300-)(C=241AC4300-)	1	1	1				↑	MLH5000
1	24800-94252	Harness, mast(1)				1				MLH2000
1-1	24800-94253	Harness, mast(1) (D=251AC0513-)				1			↑	MLH2000
1	24800-94282	Harness, mast(1)				1				MLH2300
1-1	24800-94283	Harness, mast(1) (D=251AC0513-)				1			↑	MLH2300
1	24800-94302	Harness, mast(1)				1				MLH2500
1-1	24800-94303	Harness, mast(1) (D=251AC0513-)				1			↑	MLH2500
1	24800-94322	Harness, mast(1)				1				MLH2700
1-1	24800-94323	Harness, mast(1) (D=251AC0513-)				1			↑	MLH2700
1	24800-94352	Harness, mast(1)				1				MLH3000
1-1	24800-94353	Harness, mast(1) (D=251AC0513-)				1			↑	MLH3000
1	24800-94382	Harness, mast(1)				1				MLH3300
1-1	24800-94383	Harness, mast(1) (D=251AC0513-)				1			↑	MLH3300
1	24800-94402	Harness, mast(1)				1				MLH3500
1-1	24800-94403	Harness, mast(1) (D=251AC0513-)				1			↑	MLH3500
1	24800-94422	Harness, mast(1)				1				MLH3700
1-1	24800-94423	Harness, mast(1) (D=251AC0513-)				1			↑	MLH3700
1	24800-94452	Harness, mast(1)				1				MLH4000
1-1	24800-94453	Harness, mast(1) (D=251AC0513-)				1			↑	MLH4000
1	24800-94502	Harness, mast(1)				1				MLH4300
1-1	24800-94503	Harness, mast(1) (D=251AC0513-)				1			↑	MLH4300

Note :

Fig.6000A LASER POINTER 1  
[Pm],WIRE HARNESS

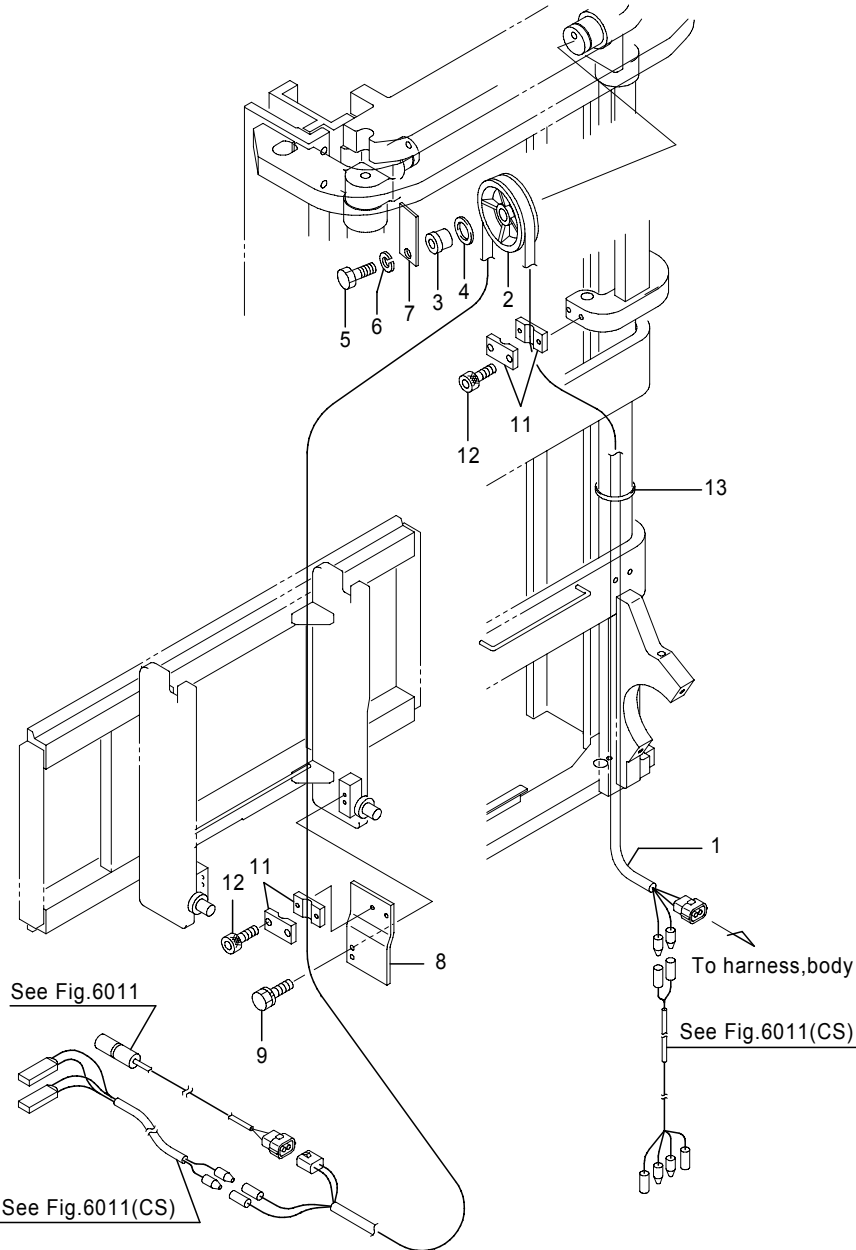


Fig.6000A LASER POINTER 1  
[Pm],WIRE HARNESS

(A)=FB20P (D)=FB30P  
(B)=FB25P (E)=  
(C)=FB28P (F)=

No.	Parts No.	Parts Name	(A)	(B)	(C)	(D)	(E)	(F)	i/a	Remarks
1	24800-94522	Harness, mast(1)							1	MLH4500
1-1	24800-94523	Harness, mast(1) (D=251AC0513-)							1	↑ MLH4500
1	24800-94542	Harness, mast(1)							1	MLH4700
1-1	24800-94543	Harness, mast(1) (D=251AC0513-)							1	↑ MLH4700
1	24801-10650	Harness, mast(1)							1	MLH5000
1-1	24801-10651	Harness, mast(1) (D=251AC0513-)							1	↑ MLH5000
2	4624-60120	Pulley, hose	1	1	1	1				
3	52000-99080	Shaft, pulley	1	1	1	1				
3-1	52000-99081	Shaft, pulley (A=241AC4543-)(B=241AC4543-)(C=241AC4543-)(D=251AC0558-)	1	1	1	1				↑
4	4623-63320	Washer, hose pulley	1	1	1	1				
5	0025-12045	Bolt	1	1	1	1				
6	0000-71012	Washer, lock	1	1	1	1				
7	52001-25200	Cover	1	1	1	1				
8	52001-25170	Bracket, clamp	1	1	1	1				
9	0019-06016	Bolt, w/washer	2	2	2	2				
11	14600-94940	Clamp, hose	4	4	4	4				
12	0270-06025	Screw, cap	4	4	4	4				
13	37990-03500	Band	5	5	5	5				

Note :

Fig.6000B LASER POINTER 1  
FB20P/25P(241AC7134-),[Pm],WIRE HARNESS

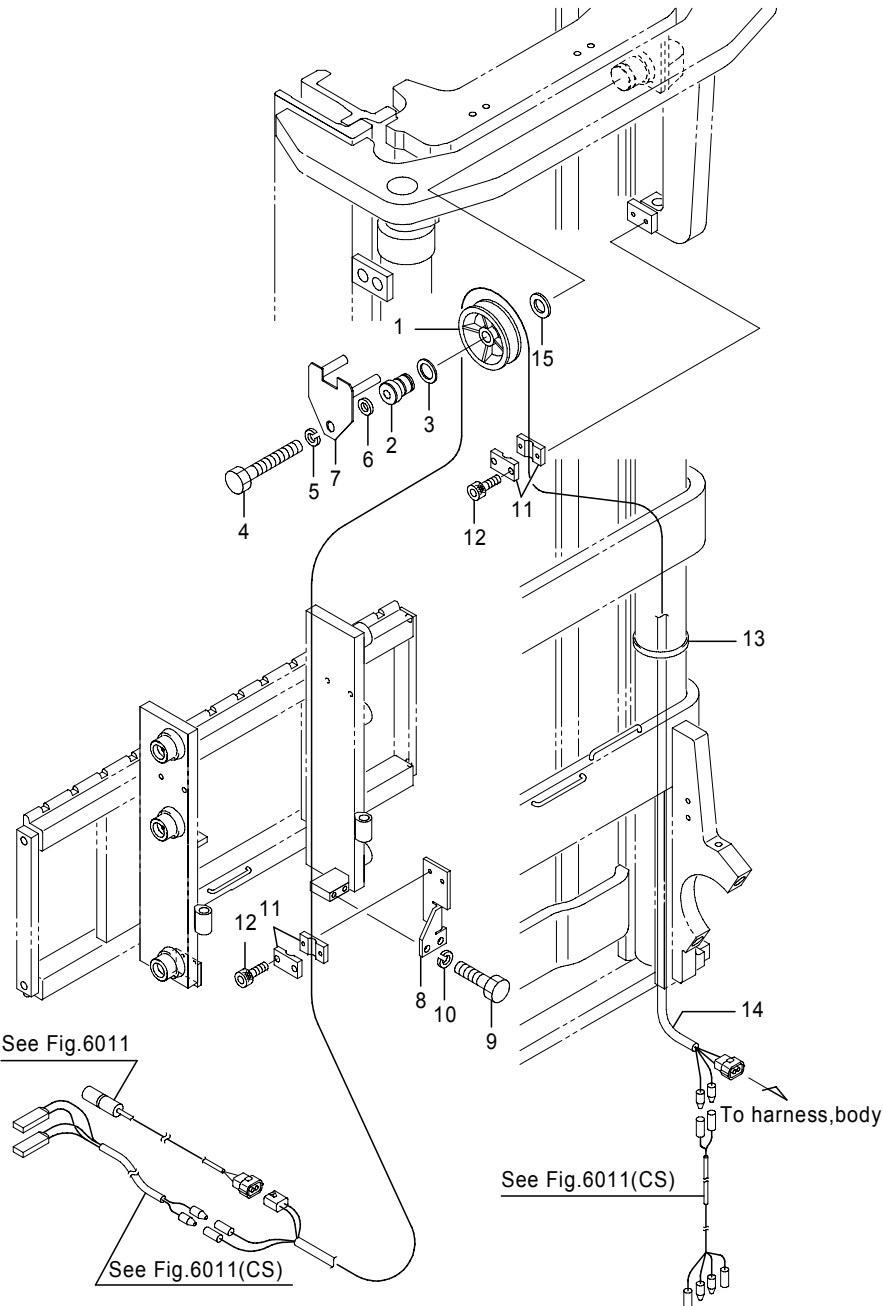


Fig.6000B LASER POINTER 1  
FB20P/25P(241AC7134-),[Pm],WIRE HARNESS

(A)=FB20P (D)=FB30P  
(B)=FB25P (E)=  
(C)=FB28P (F)=

No.	Parts No.	Parts Name	(A)	(B)	(C)	(D)	(E)	(F)	i/a	Remarks
1	4624-60120	Pulley, hose	1	1						
2	52000-99082	Shaft, pulley	1	1						
3	4623-63320	Washer, hose pulley	1	1						
4	0025-12050	Bolt	1	1						
4-1	0025-12055	Bolt	1	1					×	
(A=241AC7301-)(B=241AC7301-)(C=241AC7301-)										
5	0000-71012	Washer, lock	1	1						
6	0000-73012	Washer, plain	1	1						
7	52006-33660	Cover	1	1						
8	52006-62590	Bracket, clamp(R)	1	1						
8-1	52006-62591	Bracket, clamp(R)	1	1					×	
(A=241AC7301-)(B=241AC7301-)(C=241AC7301-)										
9	0025-10016	Bolt	2	2						
10	0000-71010	Washer, lock	2	2						
11	14600-94940	Clamp, hose	4	4						
12	0270-06025	Screw, cap	4	4						
13	37990-03500	Band	5	5						
14	24800-94323	Harness, mast(1)	1	1						MLH3000
	24800-94353	Harness, mast(1)	1	1						MLH3300
	24800-94373	Harness, mast(1)	1	1						MLH3500
	24800-94393	Harness, mast(1)	1	1						MLH3700
	24800-94423	Harness, mast(1)	1	1						MLH4000
	24800-94493	Harness, mast(1)	1	1						MLH4500
	24800-94543	Harness, mast(1)	1	1						MLH5000
15	52000-99090	Washer	1	1						t4.5
(A=241AC7301-)(B=241AC7301-)										

Note : \*1:Interchangeable as a set of No.1 and No.2.

Fig.6000C LASER POINTER 1  
[Mm],WIRE HARNESS

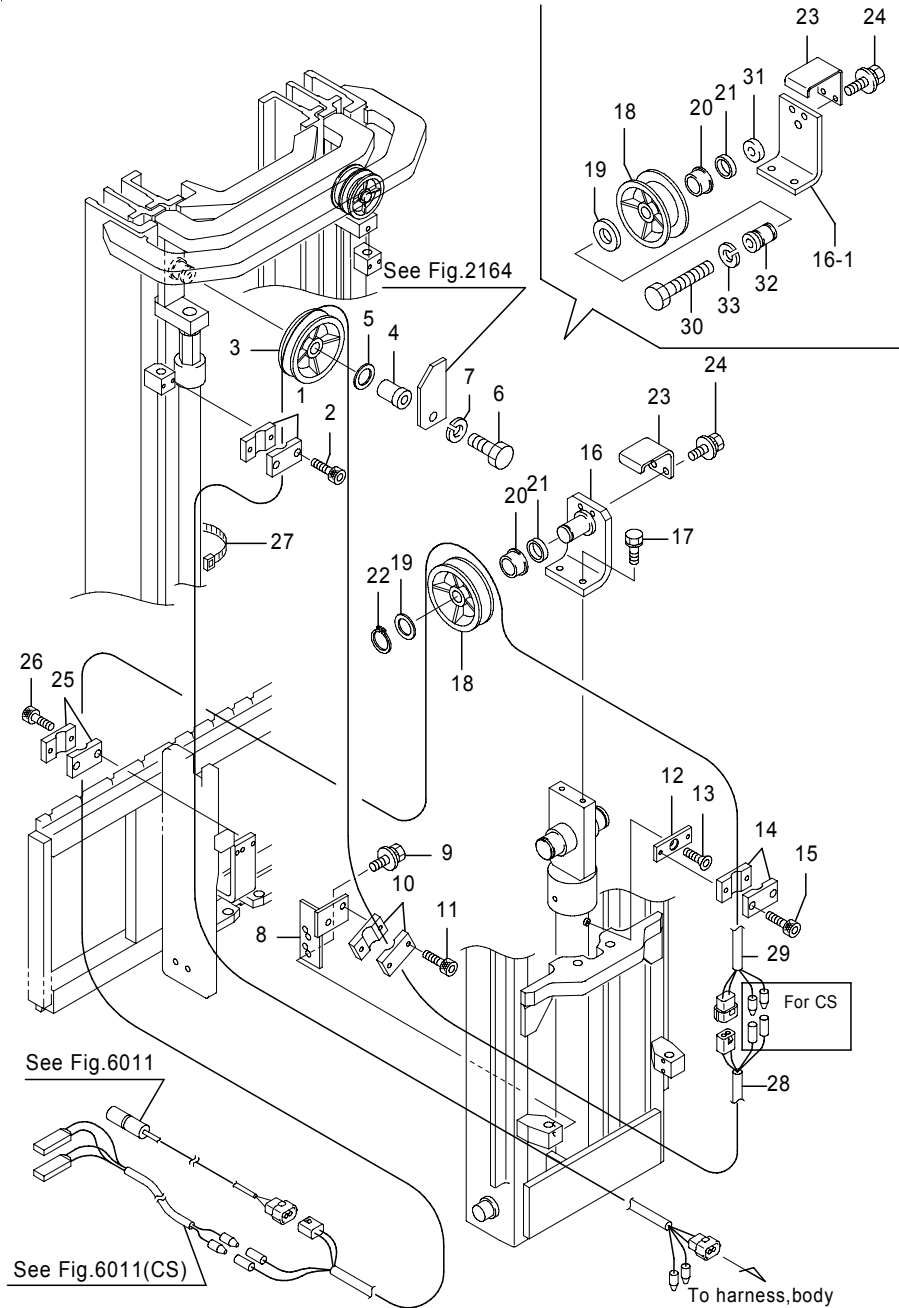


Fig.6000C LASER POINTER 1  
[Mm],WIRE HARNESS

(A)=FB20P (D)=FB30P  
(B)=FB25P (E)=  
(C)=FB28P (F)=

No.	Parts No.	Parts Name	(A)	(B)	(C)	(D)	(E)	(F)	i/a	Remarks
1	14600-94940	Clamp, hose	2	2	2	2				
2	0270-06025	Screw, cap	2	2	2	2				
3	4624-60120	Pulley, hose	1	1	1	1				
4	52000-99080	Shaft, pulley	1	1	1	1				
4-1	52000-99081	Shaft, pulley	1	1	1	1			↑	
(A=241AC4543-)(B=241AC4543-)(C=241AC4543-)(D=251AC0558-)										
5	4623-63320	Washer, hose pulley	1	1	1	1				
6	0025-12045	Bolt	1	1	1	1				
7	0000-71012	Washer, lock	1	1	1	1				
8	52001-28550	Bracket, clamp	1	1	1	1				
9	0016-06014	Bolt, w/washers	2	2	2	2				
10	14600-94940	Clamp, hosek	2	2	2	2				
11	0270-06025	Screw, cap	2	2	2	2				
12	14503-91000	Base	1	1	1	1				
13	0272-08010	Screw, hex.soc.	1	1	1	1				
14	14600-94940	Clamp, hose	2	2	2	2				
15	0270-06025	Screw, cap	2	2	2	2				
16	14604-83561	Support comp.,pulley	1	1	1	1				
16-1	52004-69200	Support, pulley	1	1	1	1			×	
(A=241AC4902-)(B=241AC4902-)(C=241AC4902-)(D=251AC0635-)										
17	0019-08025	Bolt, w/washer	2	2	2	2				
18	14604-83540	Pulley, hose	1	1	1	1				
19	4623-63320	Washer, hose pulley	1	1	1	1				
20	31220-03090	Bushing	1	1	1	1				
21	14604-83350	Spacer	1	1	1	1				
22	0000-84025	Ring, snap	1	1	1	1				
(A=-241AC4901)(B=-241AC4901)(C=-241AC4901)(D=-251AC0634)										
23	14605-19750	Guard, hose	1	1	1	1				
24	0018-06016	Bolt, w/washers	2	2	2	2				
25	14600-94940	Clamp, hose	2	2	2	2				
26	0270-06025	Screw, cap	2	2	2	2				
27	37990-03500	Band	2	2	2	2				
28	24800-94262	Harness, mast(1)	1	1						MLH3300
	24800-94272	Harness, mast(1)	1	1						MLH3500
	24800-94282	Harness, mast(1)	1	1						MLH3700

Note : \*1:Interchangeable as a set of No.28 and No.29.

Fig.6000C LASER POINTER 1  
[Mm], WIRE HARNESS

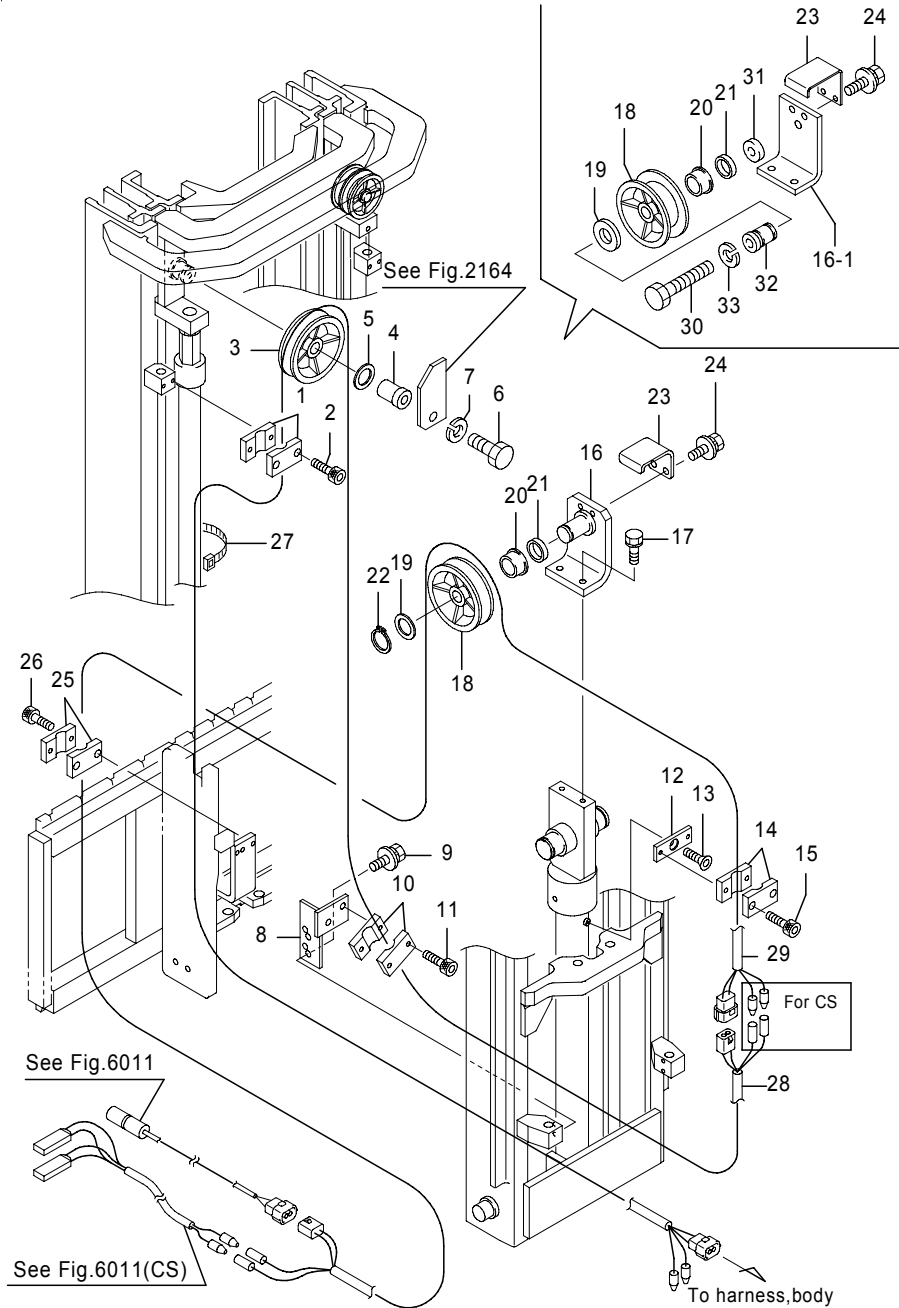


Fig.6000C LASER POINTER 1  
[Mm], WIRE HARNESS

(A)=FB20P (D)=FB30P  
(B)=FB25P (E)=  
(C)=FB28P (F)=

No.	Parts No.	Parts Name	(A)	(B)	(C)	(D)	(E)	(F)	i/a	Remarks
28	24800-94292	Harness, mast(1)	1	1						MLH4000
	24800-94312	Harness, mast(1)	1	1						MLH4300
	24800-94332	Harness, mast(1)	1	1						MLH4500
	24800-94342	Harness, mast(1)	1	1						MLH4700
	24800-94362	Harness, mast(1)	1	1						MLH5000
	24800-94382	Harness, mast(1)	1	1						MLH5300
	24800-94402	Harness, mast(1)	1	1						MLH5500
	24800-94412	Harness, mast(1)	1	1						MLH5700
	24800-94452	Harness, mast(1)	1	1						MLH6000
	24800-94462	Harness, mast(1)	1	1						MLH6300
	24800-94482	Harness, mast(1)	1	1						MLH6500
	24800-94502	Harness, mast(1)	1	1						MLH6700
	24800-94532	Harness, mast(1)	1	1						MLH7000
	24800-94272	Harness, mast(1)			1	1				MLH3300
	24800-94282	Harness, mast(1)			1	1				MLH3500
	24800-94292	Harness, mast(1)			1	1				MLH3700
	24800-94312	Harness, mast(1)			1	1				MLH4000
	24800-94332	Harness, mast(1)			1	1				MLH4300
	24800-94342	Harness, mast(1)			1	1				MLH4500
	24800-94362	Harness, mast(1)			1	1				MLH4700
	24800-94382	Harness, mast(1)			1	1				MLH5000
	24800-94402	Harness, mast(1)			1	1				MLH5300
	24800-94412	Harness, mast(1)			1	1				MLH5500
	24800-94442	Harness, mast(1)			1	1				MLH5700
	24800-94462	Harness, mast(1)			1	1				MLH6000
	24800-94482	Harness, mast(1)			1	1				MLH6300
	24800-94502	Harness, mast(1)			1	1				MLH6500
	24800-94522	Harness, mast(1)			1	1				MLH6700
	24800-94552	Harness, mast(1)			1	1				MLH7000
29	24800-94592	Harness, mast(2)	1	1						MLH3300
	24800-94602	Harness, mast(2)	1	1						MLH3500
	24800-94612	Harness, mast(2)	1	1						MLH3700
	24800-94622	Harness, mast(2)	1	1						MLH4000
	24800-94632	Harness, mast(2)	1	1						MLH4300
	24800-94642	Harness, mast(2)	1	1						MLH4500

Note : \*1:Interchangeable as a set of No.28 and No.29.

Fig.6000C LASER POINTER 1  
[Mm],WIRE HARNESS

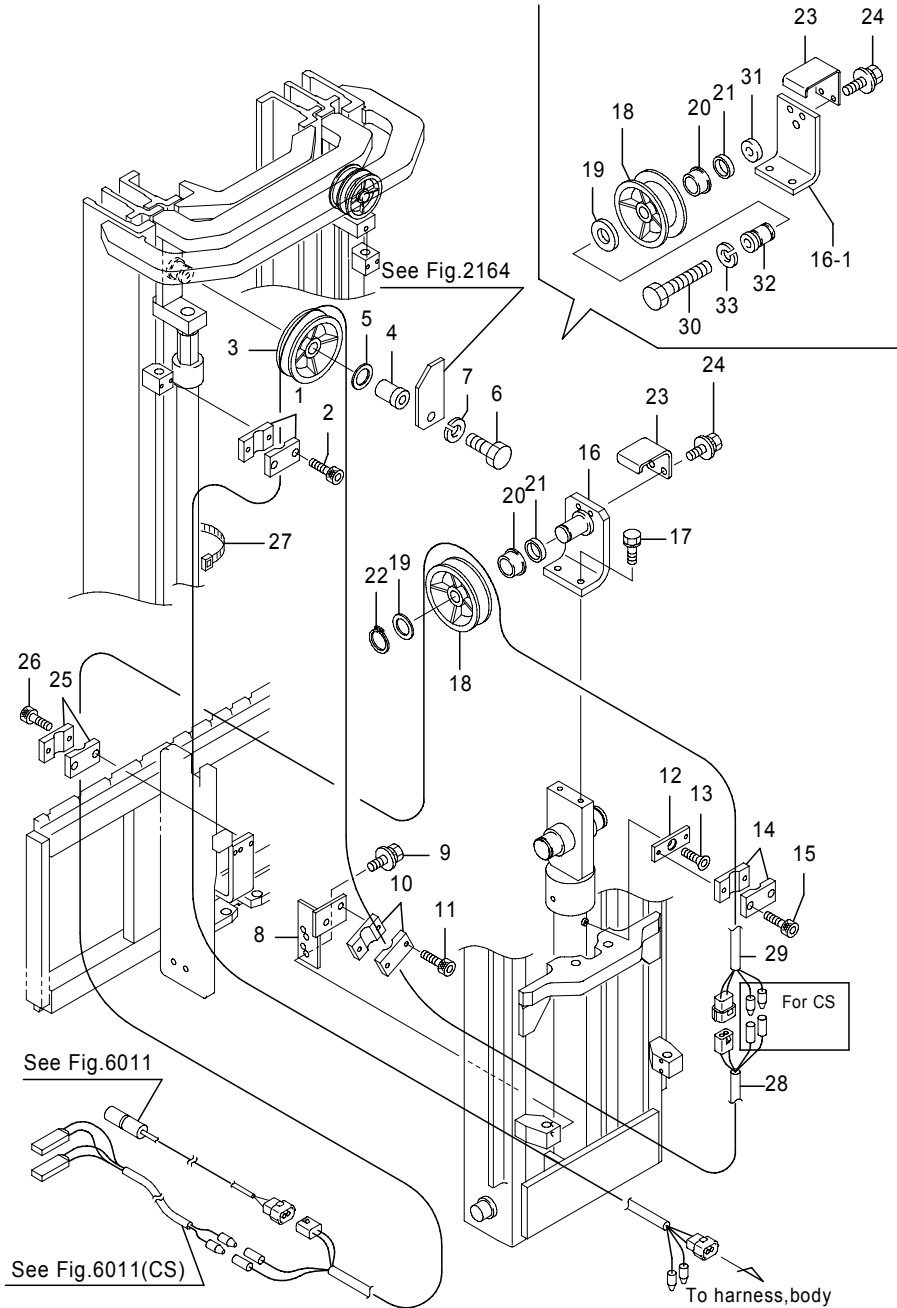


Fig.6000C LASER POINTER 1  
[Mm],WIRE HARNESS

(A)=FB20P (D)=FB30P  
(B)=FB25P (E)=  
(C)=FB28P (F)=

No.	Parts No.	Parts Name	(A)	(B)	(C)	(D)	(E)	(F)	i/a	Remarks
29	24800-94642	Harness, mast(2)	1	1						MLH4700
	24800-94652	Harness, mast(2)	1	1						MLH5000
	24800-94662	Harness, mast(2)	1	1						MLH5300
	24800-94672	Harness, mast(2)	1	1						MLH5500
	24801-20220	Harness, mast(2)	1	1						MLH5700
	24800-94692	Harness, mast(2)	1	1						MLH6000
	24800-94692	Harness, mast(2)	1	1						MLH6300
	24800-94702	Harness, mast(2)	1	1						MLH6500
	24801-20230	Harness, mast(2)	1	1						MLH6700
	24801-20240	Harness, mast(2)	1	1						MLH7000
	24800-94602	Harness, mast(2)			1	1				MLH3300
	24800-94612	Harness, mast(2)			1	1				MLH3500
	24800-94622	Harness, mast(2)			1	1				MLH3700
	24800-94632	Harness, mast(2)			1	1				MLH4000
	24800-94642	Harness, mast(2)			1	1				MLH4300
	24800-94642	Harness, mast(2)			1	1				MLH4500
	24800-94652	Harness, mast(2)			1	1				MLH4700
	24800-94662	Harness, mast(2)			1	1				MLH5000
	24800-94672	Harness, mast(2)			1	1				MLH5300
	24801-20220	Harness, mast(2)			1	1				MLH5500
	24801-20220	Harness, mast(2)			1	1				MLH5700
	24800-94692	Harness, mast(2)			1	1				MLH6000
	24800-94702	Harness, mast(2)			1	1				MLH6300
	24801-20230	Harness, mast(2)			1	1				MLH6500
	24801-20230	Harness, mast(2)			1	1				MLH6700
	24801-20240	Harness, mast(2)			1	1				MLH7000
30	0025-12060	Bolt	1	1	1	1				(A=241AC4902-)(B=241AC4902-)(C=241AC4902-)(D=251AC0635-)
31	52000-99090	Washer	1	1	1	1				(A=241AC4902-)(B=241AC4902-)(C=241AC4902-)(D=251AC0635-)
32	52000-58732	Shaft, pulley	1	1	1	1				(A=241AC4902-)(B=241AC4902-)(C=241AC4902-)(D=251AC0635-)
33	0000-71012	Washer, lock	1	1	1	1				(A=241AC4902-)(B=241AC4902-)(C=241AC4902-)(D=251AC0635-)

Note : \*1:Interchangeable as a set of No.28 and No.29.



Fig.6000D LASER POINTER 1  
[Fm],WIRE HARNESS

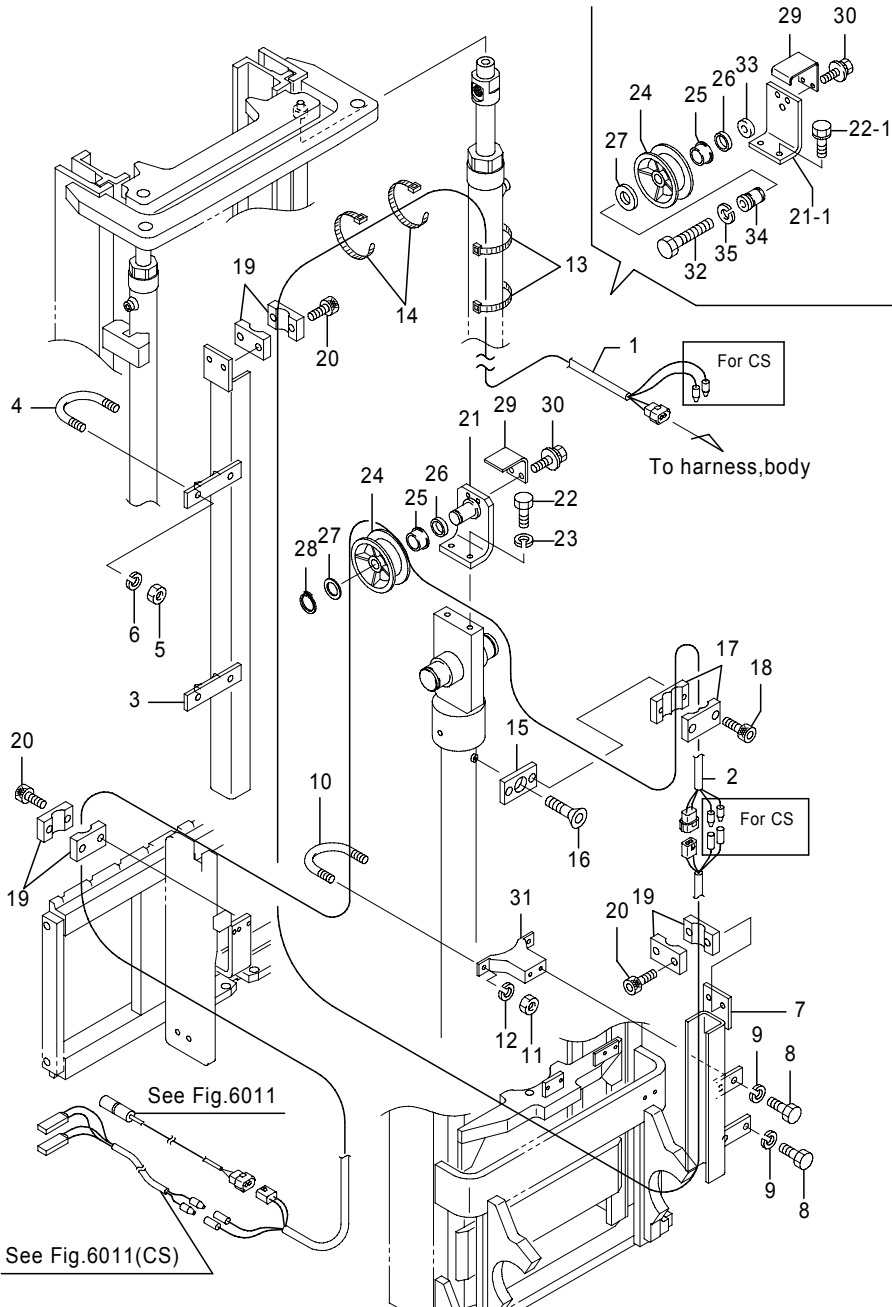


Fig.6000D LASER POINTER 1  
[Fm],WIRE HARNESS

(A)=FB20P (D)=FB30P  
(B)=FB25P (E)=  
(C)=FB28P (F)=

No.	Parts No.	Parts Name	(A)	(B)	(C)	(D)	(E)	(F)	i/a	Remarks
1	24800-94232	Harness, mast(1)	1	1	1					MLH2300
1-1	24800-94262	Harness, mast(1) (A=241AC3092-)(B=241AC3092-)(C=241AC3092-)	1	1	1				↑	MLH2300
1	24800-94252	Harness, mast(1)	1	1	1					MLH2500
1-1	24800-94272	Harness, mast(1) (A=241AC3092-)(B=241AC3092-)(C=241AC3092-)	1	1	1				↑	MLH2500
1	24800-94272	Harness, mast(1)	1	1	1					MLH2700
1-1	24800-94282	Harness, mast(1) (A=241AC3092-)(B=241AC3092-)(C=241AC3092-)	1	1	1				↑	MLH2700
1	24800-94302	Harness, mast(1)	1	1	1					MLH3000
	24800-94332	Harness, mast(1)	1	1	1					MLH3300
	24800-94352	Harness, mast(1)	1	1	1					MLH3500
1-1	24800-94342	Harness, mast(1) (A=241AC3092-)(B=241AC3092-)(C=241AC3092-)	1	1	1				↑	MLH3500
1	24800-94372	Harness, mast(1)	1	1	1					MLH3700
1-1	24800-94362	Harness, mast(1) (A=241AC3092-)(B=241AC3092-)(C=241AC3092-)	1	1	1				↑	MLH3700
1	24800-94402	Harness, mast(1)	1	1	1					MLH4000
1-1	24800-94382	Harness, mast(1) (A=241AC3092-)(B=241AC3092-)(C=241AC3092-)	1	1	1				↑	MLH4000
1	24800-94452	Harness, mast(1)	1	1	1					MLH4300
1-1	24800-94422	Harness, mast(1) (A=241AC3092-)(B=241AC3092-)(C=241AC3092-)	1	1	1				↑	MLH4300
1	24800-94472	Harness, mast(1)	1	1	1					MLH4500
1-1	24800-94432	Harness, mast(1) (A=241AC3092-)(B=241AC3092-)(C=241AC3092-)	1	1	1				↑	MLH4500
1	24800-94492	Harness, mast(1)	1	1	1					MLH4700
1-1	24800-94452	Harness, mast(1) (A=241AC3092-)(B=241AC3092-)(C=241AC3092-)	1	1	1				↑	MLH4700
1	24800-94522	Harness, mast(1)	1	1	1					MLH5000
1-1	24800-94472	Harness, mast(1) (A=241AC3092-)(B=241AC3092-)(C=241AC3092-)	1	1	1				↑	MLH5000
1	24800-94262	Harness, mast(1)				1				MLH2300
1-1	24800-94292	Harness, mast(1) (D=251AC0317-)				1			↑	MLH2300

Note : \*1:Interchangeable as a set of No.1 and No.2.

Fig.6000D LASER POINTER 1  
[Fm],WIRE HARNESS

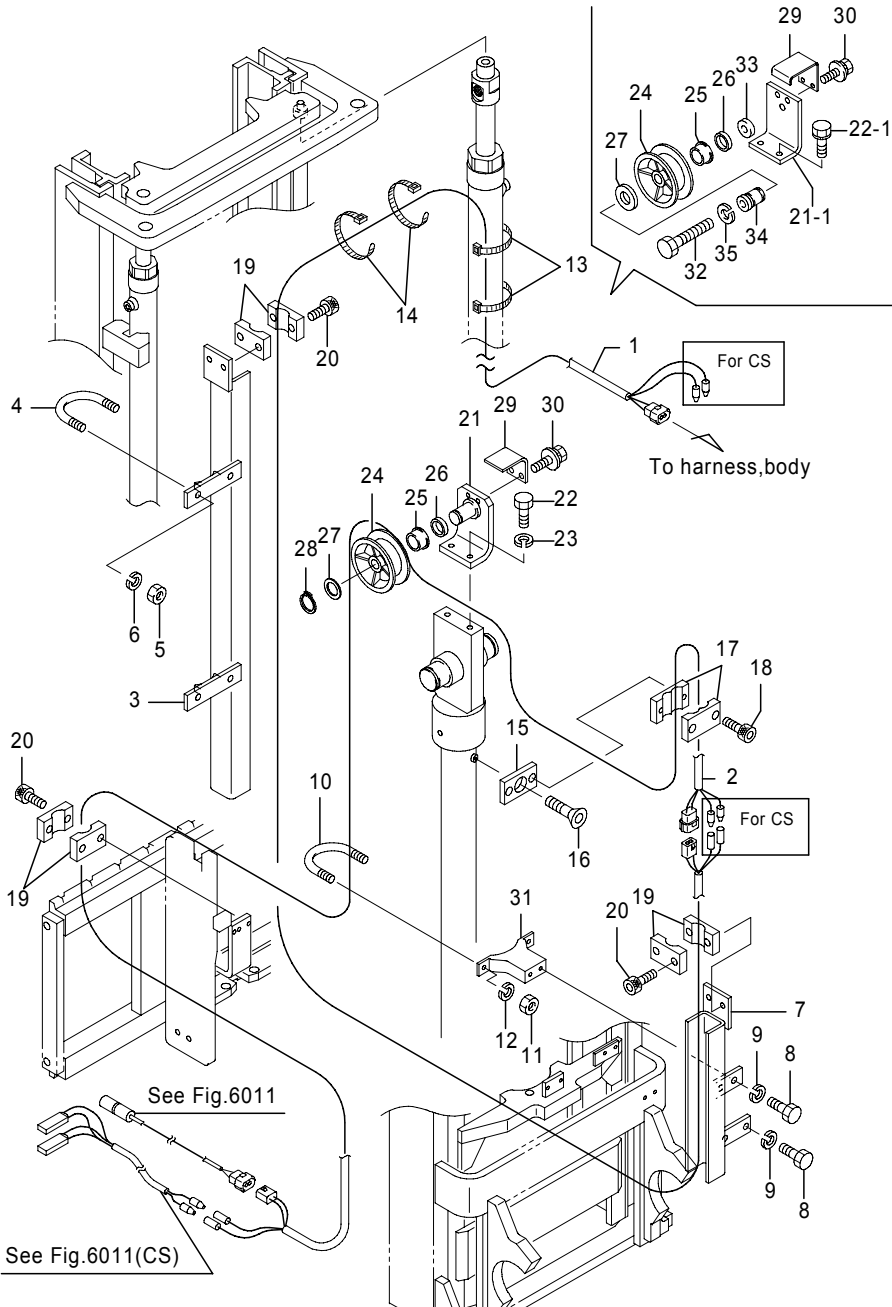


Fig.6000D LASER POINTER 1  
[Fm],WIRE HARNESS

(A)=FB20P (D)=FB30P  
(B)=FB25P (E)=  
(C)=FB28P (F)=

No.	Parts No.	Parts Name	(A)	(B)	(C)	(D)	(E)	(F)	i/a	Remarks
1	24800-94282	Harness, mast(1)								MLH2500
1-1	24800-94302	Harness, mast(1) (D=251AC0317-)							↑	MLH2500
1	24800-94302	Harness, mast(1)								MLH2700
1-1	24800-94312	Harness, mast(1) (D=251AC0317-)							↑	MLH2700
1	24800-94332	Harness, mast(1)								MLH3000
	24800-94362	Harness, mast(1)								MLH3300
	24800-94382	Harness, mast(1)								MLH3500
1-1	24800-94372	Harness, mast(1) (D=251AC0317-)							↑	MLH3500
1	24800-94402	Harness, mast(1)								MLH3700
1-1	24800-94392	Harness, mast(1) (D=251AC0317-)							↑	MLH3700
1	24800-94432	Harness, mast(1)								MLH4000
1-1	24800-94412	Harness, mast(1) (D=251AC0317-)							↑	MLH4000
1	24800-94482	Harness, mast(1)								MLH4300
1-1	24800-94442	Harness, mast(1) (D=251AC0317-)							↑	MLH4300
1	24800-94502	Harness, mast(1)								MLH4500
1-1	24800-94462	Harness, mast(1) (D=251AC0317-)							↑	MLH4500
1	24800-94522	Harness, mast(1)								MLH4700
1-1	24800-94482	Harness, mast(1) (D=251AC0317-)							↑	MLH4700
1	24800-94552	Harness, mast(1)								MLH5000
1-1	24800-94502	Harness, mast(1) (D=251AC0317-)							↑	MLH5000
2	24800-94572	Harness, mast(2)	1	1	1	1				MLH2300
2-1	24800-94582	Harness, mast(2) (A=241AC3092-)(B=241AC3092-)(C=241AC3092-)(D=251AC0317-)	1	1	1	1			↑	MLH2300
2	24800-94582	Harness, mast(2)	1	1	1	1				MLH2500
2-1	24800-94592	Harness, mast(2) (A=241AC3092-)(B=241AC3092-)(C=241AC3092-)(D=251AC0317-)	1	1	1	1			↑	MLH2500

Note : \*1:Interchangeable as a set of No.1 and No.2.

Fig.6000D LASER POINTER 1  
[Fm], WIRE HARNESS

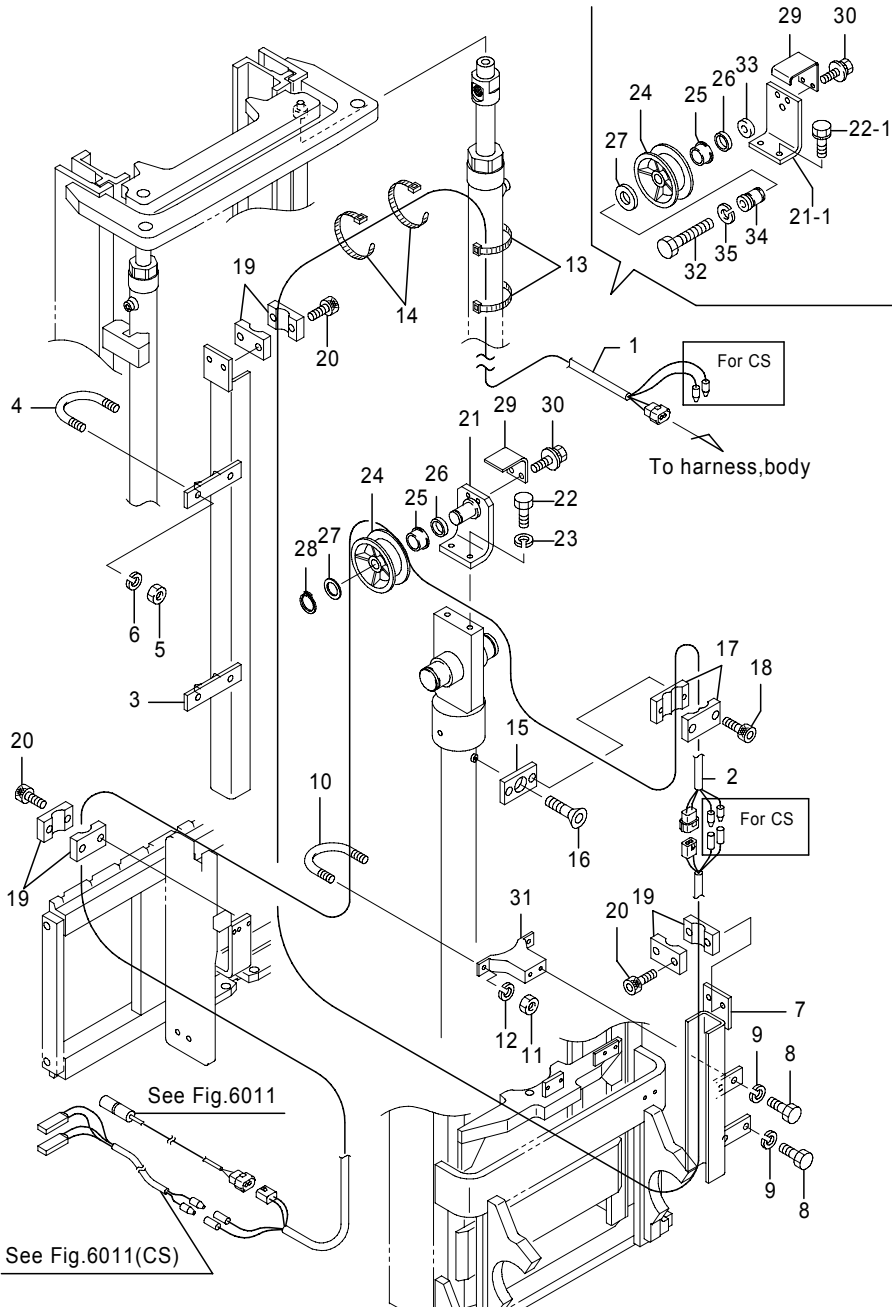


Fig.6000D LASER POINTER 1  
[Fm], WIRE HARNESS

(A)=FB20P (D)=FB30P  
(B)=FB25P (E)=  
(C)=FB28P (F)=

No.	Parts No.	Parts Name	(A)	(B)	(C)	(D)	(E)	(F)	i/a	Remarks
2	24800-94592	Harness, mast(2)	1	1	1	1				MLH2700
2-1	24800-94602	Harness, mast(2) (A=241AC3092-)(B=241AC3092-)(C=241AC3092-)(D=251AC0317-)	1	1	1	1			↑	MLH2700
2	24800-94602	Harness, mast(2)	1	1	1	1				MLH3000
	24800-94612	Harness, mast(2)	1	1	1	1				MLH3300
	24800-94622	Harness, mast(2)	1	1	1	1				MLH3500
	24800-94632	Harness, mast(2)	1	1	1	1				MLH3700
2-1	24800-94622	Harness, mast(2) (A=241AC3092-)(B=241AC3092-)(C=241AC3092-)(D=251AC0317-)	1	1	1	1			↑	MLH3700
2	24800-94642	Harness, mast(2)	1	1	1	1				MLH4000
2-1	24800-94632	Harness, mast(2) (A=241AC3092-)(B=241AC3092-)(C=241AC3092-)(D=251AC0317-)	1	1	1	1			↑	MLH4000
2	24800-94652	Harness, mast(2)	1	1	1	1				MLH4300
2-1	24800-94642	Harness, mast(2) (A=241AC3092-)(B=241AC3092-)(C=241AC3092-)(D=251AC0317-)	1	1	1	1			↑	MLH4300
2	24800-94662	Harness, mast(2)	1	1	1	1				MLH4500
2-1	24800-94652	Harness, mast(2) (A=241AC3092-)(B=241AC3092-)(C=241AC3092-)(D=251AC0317-)	1	1	1	1			↑	MLH4500
2	24800-94662	Harness, mast(2)	1	1	1	1				MLH4700
2-1	24800-94652	Harness, mast(2) (A=241AC3092-)(B=241AC3092-)(C=241AC3092-)(D=251AC0317-)	1	1	1	1			↑	MLH4700
2	24800-94672	Harness, mast(2)	1	1	1	1				MLH5000
2-1	24800-94662	Harness, mast(2) (A=241AC3092-)(B=241AC3092-)(C=241AC3092-)(D=251AC0317-)	1	1	1	1			↑	MLH5000
3	14400-98180	Guide, outer	1	1	1					MLH2000
	14400-98190	Guide, outer	1	1	1					MLH2300
	14400-98200	Guide, outer	1	1	1					MLH2500
	14400-98210	Guide, outer	1	1	1					MLH2700
	14400-65820	Guide, outer	1	1	1					MLH3000
	14400-98220	Guide, outer	1	1	1					MLH3300
	14400-98230	Guide, outer	1	1	1					MLH3500
	14400-98240	Guide, outer	1	1	1					MLH3700
	14400-98250	Guide, outer	1	1	1					MLH4000
	14400-98260	Guide, outer	1	1	1					MLH4300

Note : \*1:Interchangeable as a set of No.1 and No.2.

See Fig.6011(CS)

485-7812-23  
(485-7812/461-1515)

Fig.6000D LASER POINTER 1  
[Fm],WIRE HARNESS

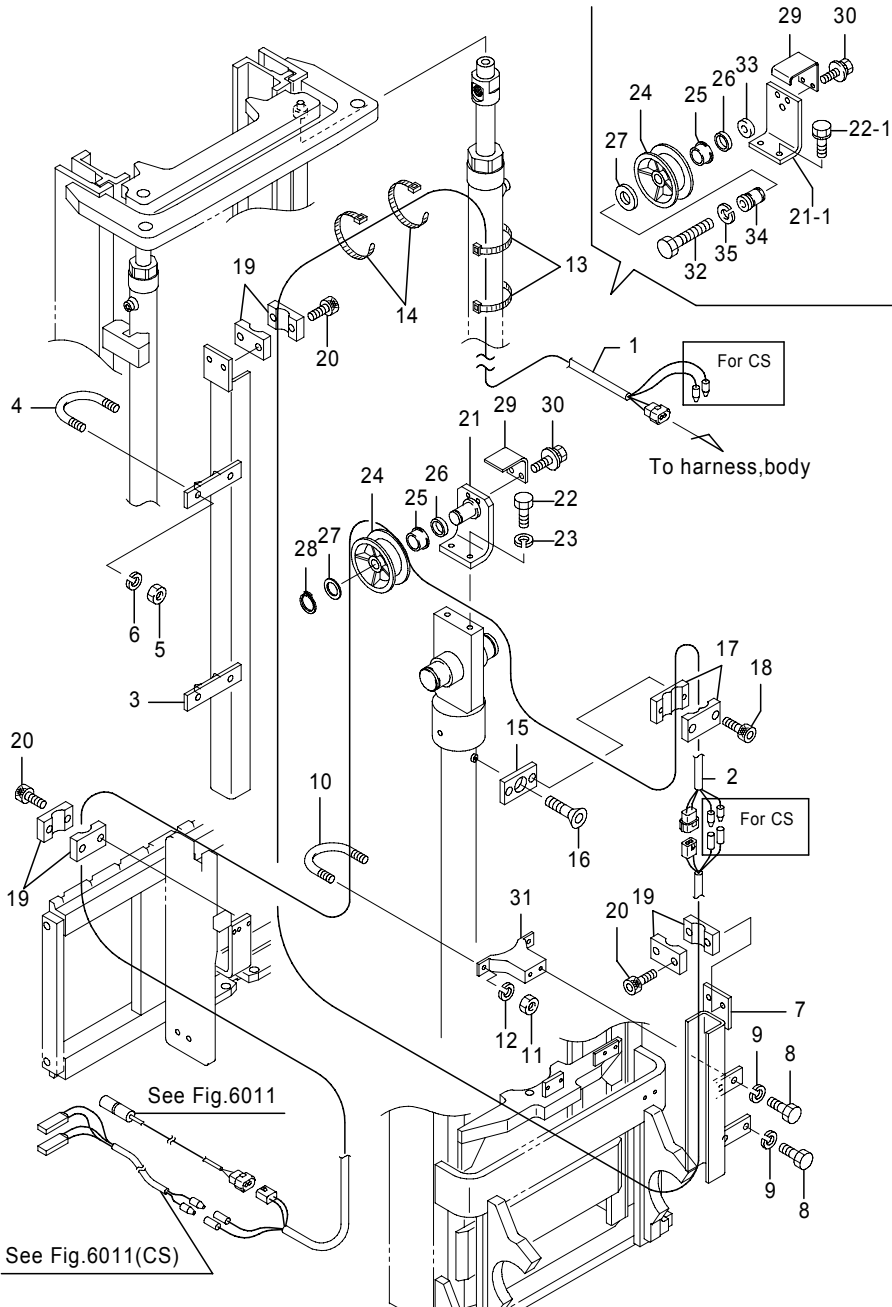


Fig.6000D LASER POINTER 1  
[Fm],WIRE HARNESS

(A)=FB20P (D)=FB30P  
(B)=FB25P (E)=  
(C)=FB28P (F)=

No.	Parts No.	Parts Name	(A)	(B)	(C)	(D)	(E)	(F)	i/a	Remarks
3	14400-98280	Guide, outer	1	1	1					MLH4700
	14400-98290	Guide, outer	1	1	1					MLH5000
	14401-00580	Guide, outer				1				MLH2300
	14401-00590	Guide, outer				1				MLH2500
	14401-00600	Guide, outer				1				MLH2700
	14400-93650	Guide, outer				1				MLH3000
	14401-00610	Guide, outer				1				MLH3300
	14401-00620	Guide, outer				1				MLH3500
	14401-00630	Guide, outer				1				MLH3700
	14401-00640	Guide, outer				1				MLH4000
	14401-00650	Guide, outer				1				MLH4300
	14401-00660	Guide, outer				1				MLH4500
	14401-00670	Guide, outer				1				MLH4700
	14401-00680	Guide, outer				1				MLH5000
4	14502-13080	Bolt, U	2	2	2	2				
4-1	14502-13081	Bolt, U	2	2	2	2				↑
	(A=241AC2385-)(B=241AC2385-)(C=241AC2385-)(D=251AC0255-)									
5	0000-00006	Nut	4	4	4	4				
6	0000-70006	Washer, lock	4	4	4	4				
7	14401-00980	Guide, inner	1	1	1	1				MLH2300
	14401-00470	Guide, inner	1	1	1	1				MLH2500
	14401-00480	Guide, inner	1	1	1	1				MLH2700
	14401-01000	Guide, inner	1	1	1	1				MLH3000
	14401-00490	Guide, inner	1	1	1	1				MLH3300
	14401-00500	Guide, inner	1	1	1	1				MLH3500
	14401-00511	Guide, inner	1	1	1	1				MLH3700
	14401-00520	Guide, inner	1	1	1	1				MLH4000
	14401-00530	Guide, inner	1	1	1	1				MLH4300
	14401-00540	Guide, inner	1	1	1	1				MLH4500
	14401-00550	Guide, inner	1	1	1	1				MLH4700
	14401-00560	Guide, inner	1	1	1	1				MLH5000
8	0010-06016	Bolt	4	4	4	4				
9	0000-70006	Washer, lock	4	4	4	4				
10	14504-69720	Bolt, U	1	1	1	1				
11	0000-00006	Nut	2	2	2	2				

Note : \*1:Interchangeable as a set of No.1 and No.2.

Fig.6000D LASER POINTER 1  
[Fm],WIRE HARNESS

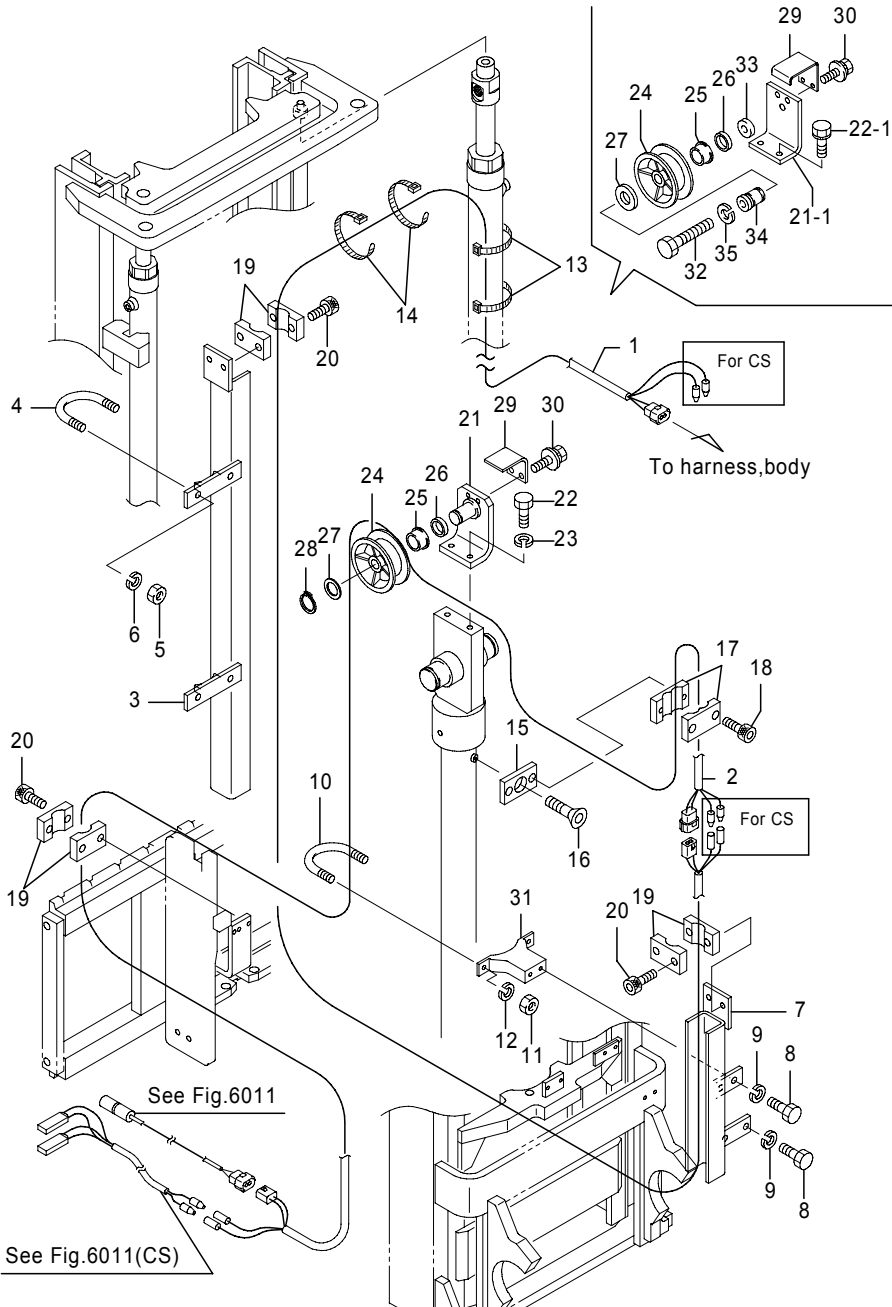


Fig.6000D LASER POINTER 1  
[Fm],WIRE HARNESS

(A)=FB20P (D)=FB30P  
(B)=FB25P (E)=  
(C)=FB28P (F)=

No.	Parts No.	Parts Name	(A)	(B)	(C)	(D)	(E)	(F)	i/a	Remarks
12	0000-70006	Washer, lock	2	2	2	2				
13	32391-00180	Band	8	8	8	8				
14	32391-00220	Band	2	2	2	2				
15	14500-57780	Base	1	1	1	1				
16	0272-08010	Screw, hex.soc.	1	1	1	1				
17	14600-90740	Clamp, hose	2	2	2	2				
18	0270-06025	Screw, cap	2	2	2	2				
19	14600-94940	Clamp, hose	6	6	6	6				
20	0270-06025	Screw, cap	6	6	6	6				
21	14604-83561	Support comp., pulley	1	1	1	1				
21-1	52004-69200	Support, pulley	1	1	1	1			×	
		(A=241AC4902-)(B=241AC4902-)(C=241AC4902-)(D=251AC0635-)								
22	0015-08025	Bolt	2	2	2	2				
22-1	0019-08025	Bolt, w/washers	2	2	2	2			×	
		(A=241AC4902-)(B=241AC4902-)(C=241AC4902-)(D=251AC0635-)								
23	0000-71008	Washer, lock	2	2	2	2				
		(A=241AC4901)(B=241AC4901)(C=241AC4901)(D=251AC0634)								
24	14604-83540	Pulley, hose	1	1	1	1				
25	31220-03090	Bushing	1	1	1	1				
26	14604-83550	Spacer	1	1	1	1				
27	4623-63320	Washer, hose pulley	1	1	1	1				
28	0000-84025	Ring, snap	1	1	1	1				
		(A=241AC4901)(B=241AC4901)(C=241AC4901)(D=251AC0634)								
29	14605-19750	Guard, hose	1	1	1	1				
30	0018-06016	Bolt, w/washers	2	2	2	2				
31	14504-69680	Bracket	1	1	1	1				
32	0025-12060	Bolt	1	1	1	1				
		(A=241AC4902-)(B=241AC4902-)(C=241AC4902-)(D=251AC0635-)								
33	52000-99090	Washer	1	1	1	1				
		(A=241AC4902-)(B=241AC4902-)(C=241AC4902-)(D=251AC0635-)								
34	52000-58732	Shaft, pulley	1	1	1	1				
		(A=241AC4902-)(B=241AC4902-)(C=241AC4902-)(D=251AC0635-)								
35	0000-71012	Washer, lock	1	1	1	1				
		(A=241AC4902-)(B=241AC4902-)(C=241AC4902-)(D=251AC0635-)								

Note : \*1:Interchangeable as a set of No.1 and No.2.

Fig.6010A LASER POINTER 2  
SENSOR & SWITCH

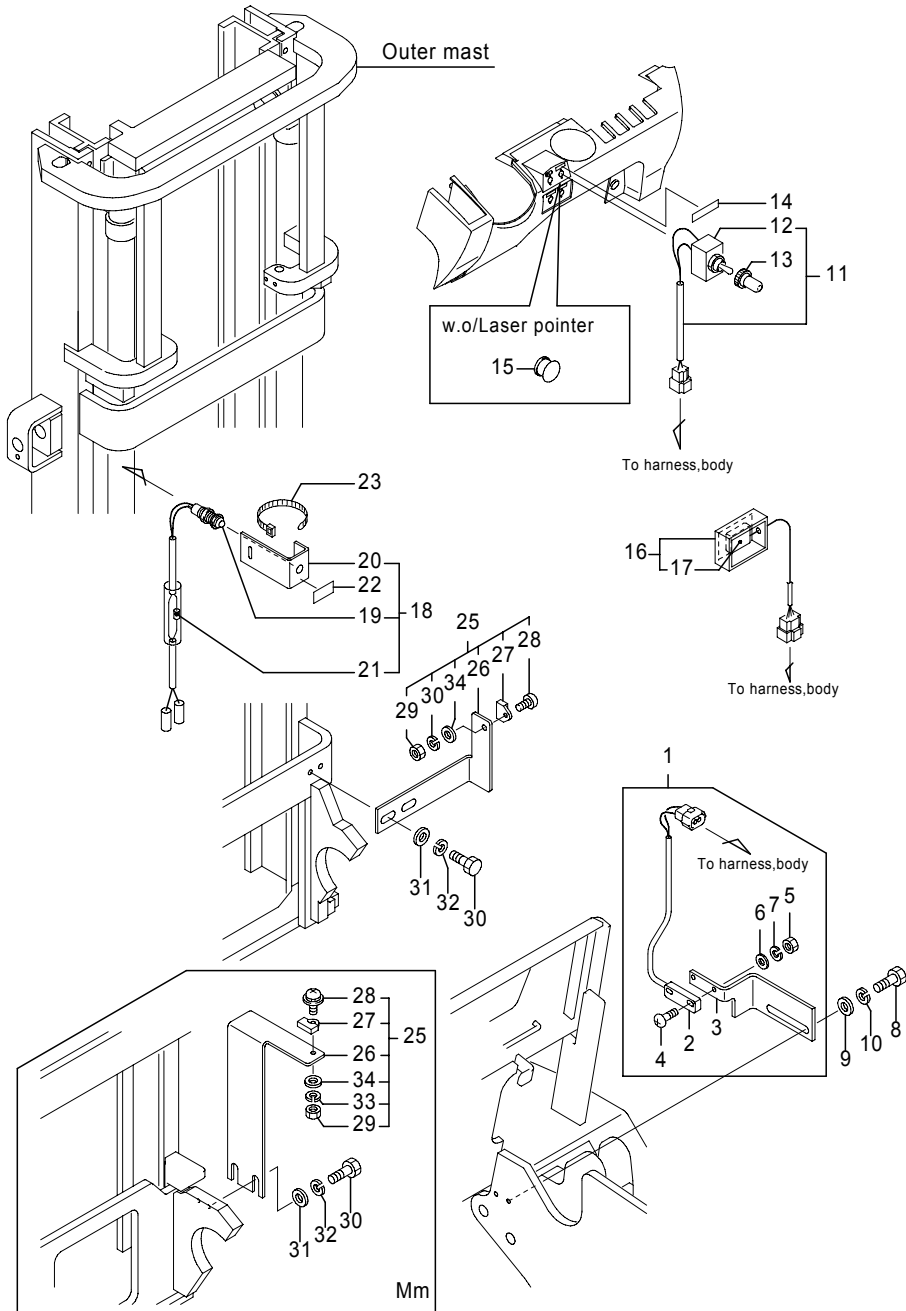


Fig.6010A LASER POINTER 2  
SENSOR & SWITCH

(A)=FB20P (D)=FB30P  
(B)=FB25P (E)=  
(C)=FB28P (F)=

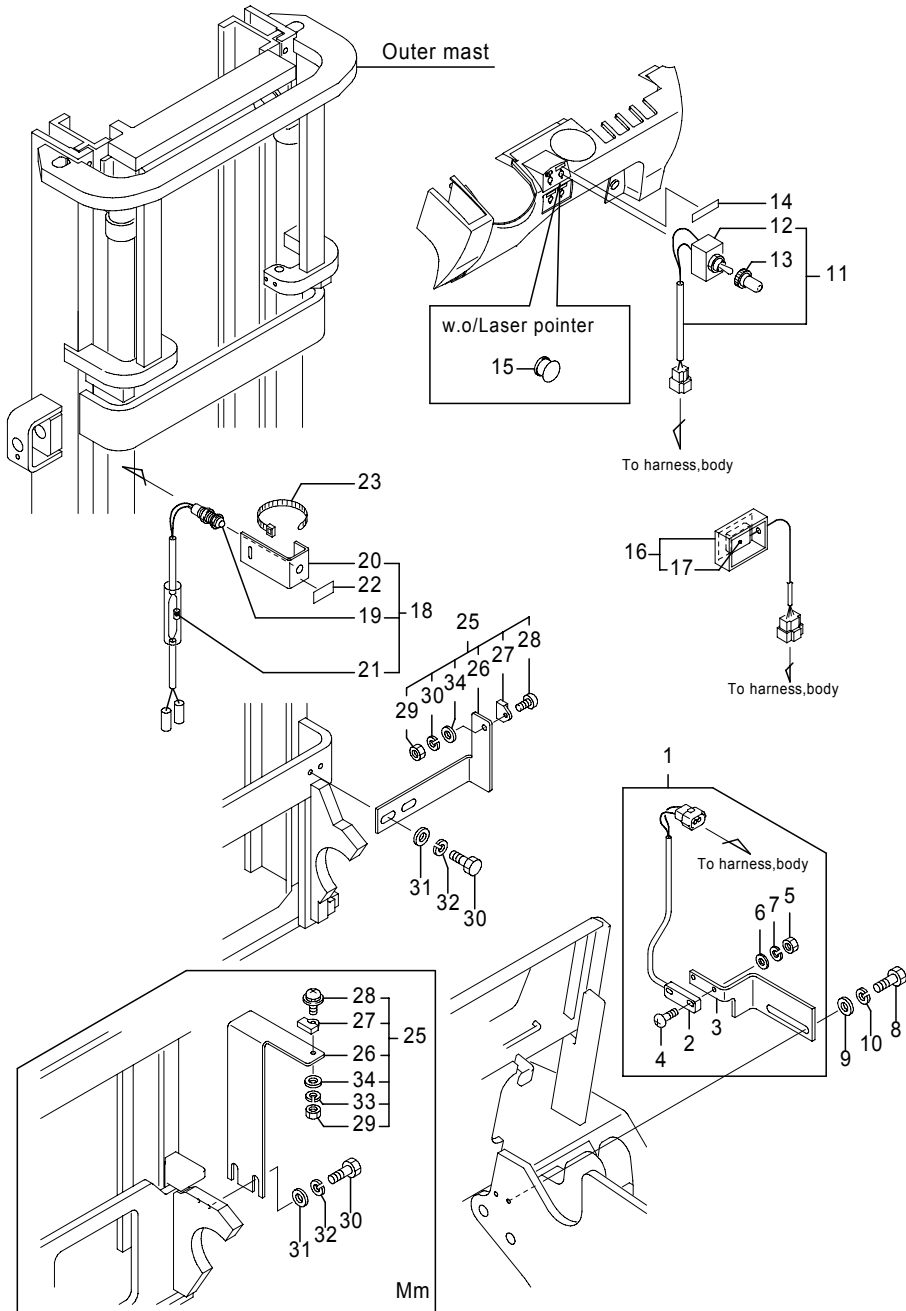
No.	Parts No.	Parts Name	(A)	(B)	(C)	(D)	(E)	(F)	i/a	Remarks
1	24801-33000	Sensor comp., magnetic	1	1	1	1				
2	39530-02500	Sensor, magnetic	1	1	1	1				
3	14401-12670	Bracket, sensor	1	1	1	1				
4	0070-03014	Screw, pan head	2	2	2	2				
5	0000-00003	Nut	2	2	2	2				
6	0000-72003	Washer, plain	2	2	2	2				
7	0000-70003	Washer, lock	2	2	2	2				
8	0010-08012	Bolt	2	2	2	2				
9	0000-72008	Washer, plain	2	2	2	2				
10	0000-70008	Washer, lock	2	2	2	2				
11	24300-42750	Switch comp., toggle	1	1	1	1				
12	35610-36260	Switch, toggle	1	1	1	1				
13	1910-43012	Cap, water resistant	1	1	1	1				
14	24700-12150	Plate, name	1	1	1	1				[イキメク]
	24700-12140	Plate, name	1	1	1	1				[LASER POINTER],EEC
15	32290-00650	Cap	1	1	1	1				w.o/laser pointer
16	24200-55390	Converter ass'y, DC/DC	1	1	1	1				
16-1	54000-03490	Converter ass'y, DC/DC	1	1	1	1				↙
		(A=241AC1920-)(B=241AC1920-)(C=241AC1920-)(D=251AC0190-)								
	54000-03490	Converter ass'y, DC/DC	1	1	1	1				
		(A=-241AC4094)(B=-241AC4094)(C=-241AC4094)(D=-251AC0479)								
17	38530-01010	Converter, DC/DC	1	1	1	1				CCK-4803SF
		(A=-241AC4094)(B=-241AC4094)(C=-241AC4094)(D=-251AC0479)								
18	54000-22130	Lamp comp.	1	1	1	1				Opt
18-1	24801-24800	Lamp comp.	1	1	1	1				× Opt
		(A=241AC2143-)(B=241AC2143-)(C=241AC2143-)(D=251AC0221-)								
18-2	54000-63670	Lamp comp.	1	1	1	1				× Opt,laser pointer,VE
		(A=241AC4095-)(B=241AC4095-)(C=241AC4095-)(D=251AC0480-)								
19	36420-07800	Lamp, LED	1	1	1	1				Opt
20	24801-13721	Bracket, lamp	1	1	1	1				Opt
21	38910-04860	Resistor	1	1	1	1				[1/8W,68Ω],Opt
22	24700-12520	Plate, name	1	1	1	1				[水平],Opt
	24700-13150	Plate, name	1	1	1	1				[FORK LEVELING],EEC,Opt
23	32390-13710	Clamp	1	1	1	1				Opt
23-1	70001-31820	Clamp	1	1	1	1				↙ Opt

Note :

Fig.6010A LASER POINTER 2  
SENSOR & SWITCH

Fig.6010A LASER POINTER 2  
SENSOR & SWITCH

(A)=FB20P (D)=FB30P  
(B)=FB25P (E)=  
(C)=FB28P (F)=



No.	Parts No.	Parts Name	(A)	(B)	(C)	(D)	(E)	(F)	i/a	Remarks
25	14401-14510	Bracket comp., magnet	1	1	1	1				Pm/Fm
	14401-14530	Bracket comp., magnet	1	1	1	1				Mm
26	14401-12640	Bracket, magnet	1	1	1	1				Pm/Fm
	14401-12660	Bracket, magnet	1	1	1	1				Mm
27	32390-13920	Magnet	1	1	1	1				
28	0070-03012	Screw, pan head	1	1	1	1				
29	0000-00003	Nut	1	1	1	1				
30	0010-08016	Bolt	2	2	2	2				
31	0000-72008	Washer, plain	2	2	2	2				
32	0000-70008	Washer, lock	2	2	2	2				
33	0000-70003	Washer, lock	1	1	1	1				
34	0000-72003	Washer, plain	1	1	1	1				

Note :

Fig.6010B LASER POINTER 2  
FB20P/25P(241AC7134-),SENSOR & SWITCH

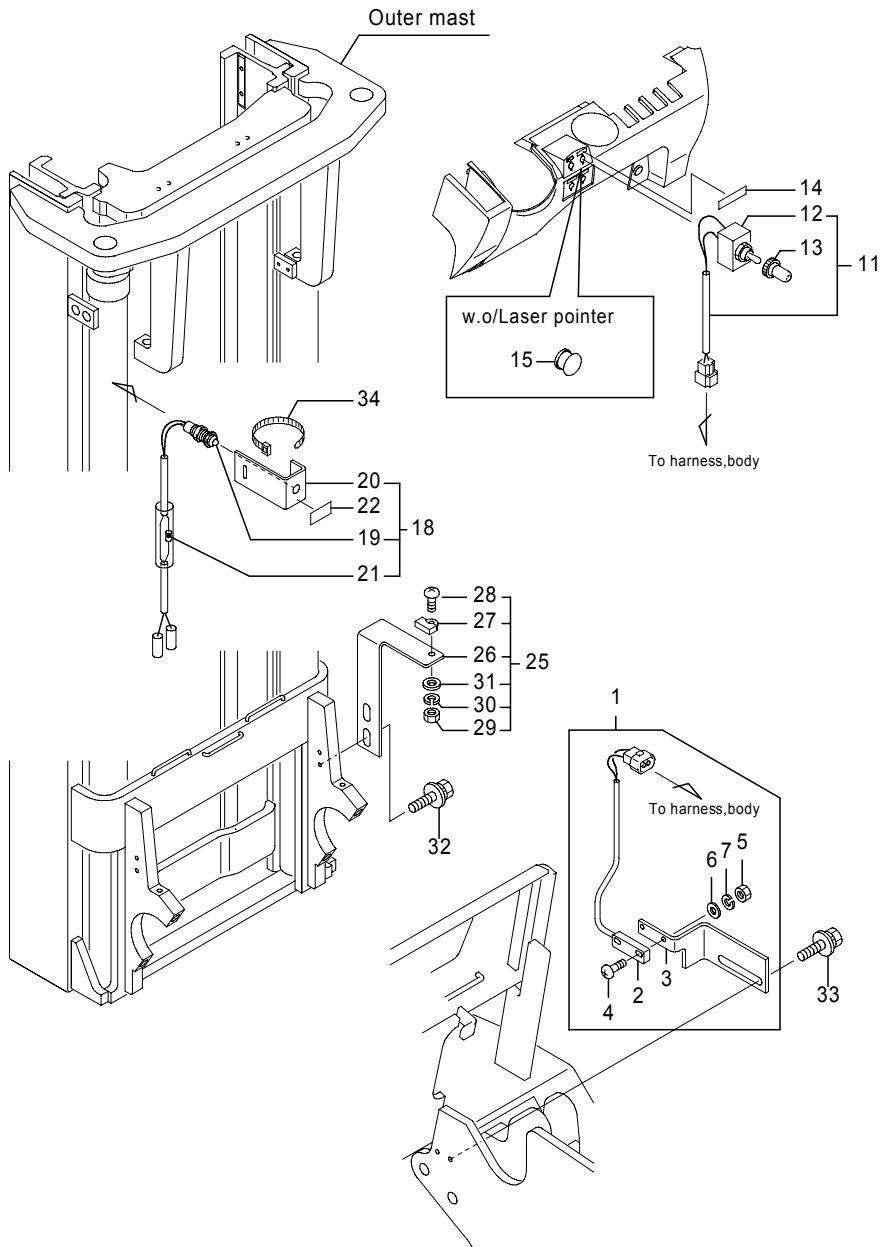


Fig.6010B LASER POINTER 2  
FB20P/25P(241AC7134-),SENSOR & SWITCH

(A)=FB20P (D)=FB30P  
(B)=FB25P (E)=  
(C)=FB28P (F)=

No.	Parts No.	Parts Name	(A)	(B)	(C)	(D)	(E)	(F)	i/a	Remarks
1	24801-33000	Sensor comp., magnetic	1						1	
2	39530-02500	Sensor, magnetic	1						1	
3	14401-12670	Bracket, sensor	1						1	
4	0070-03014	Screw, pan head	2						2	
5	0000-00003	Nut	2						2	
6	0000-72003	Washer, plain	2						2	
7	0000-70003	Washer, lock	2						2	
11	24300-42750	Switch comp., toggle	1						1	
12	35610-36260	Switch, toggle	1						1	
13	1910-43012	Cap, water resistant	1						1	
14	24700-12150	Plate, name	1						1	[イキマツ]
	24700-12140	Plate, name	1						1	[LASER POINTER],EEC
15	32290-00650	Cap	1						1	w.o/laser pointer
18	54000-63670	Lamp comp.	1						1	Opt,laser pointer,VE
19	36420-07800	Lamp, LED	1						1	Opt
20	24801-13721	Bracket, lamp	1						1	Opt
21	38910-04860	Resistor	1						1	[1/8W,68Ω],Opt
22	24700-12520	Plate, name	1						1	[水平],Opt
	24700-13150	Plate, name	1						1	[FORK LEVELING],EEC,Opt
25	14401-14510	Bracket comp., magnet	1						1	Pm
26	14401-12640	Bracket, magnet	1						1	Pm
27	32390-13920	Magnet	1						1	
28	0070-03012	Screw, pan head	1						1	
29	0000-00003	Nut	1						1	
30	0000-70003	Washer, lock	1						1	
31	0000-72003	Washer, plain	1						1	
32	0016-08016	Bolt, w/washers	2						2	
33	0016-08012	Bolt, w/washers	2						2	w/Fork leveling lamp,Opt
34	32390-13710	Clamp	1						1	w/Fork leveling lamp,Opt

Note :



Fig.6011 LASER POINTER 3  
LASER

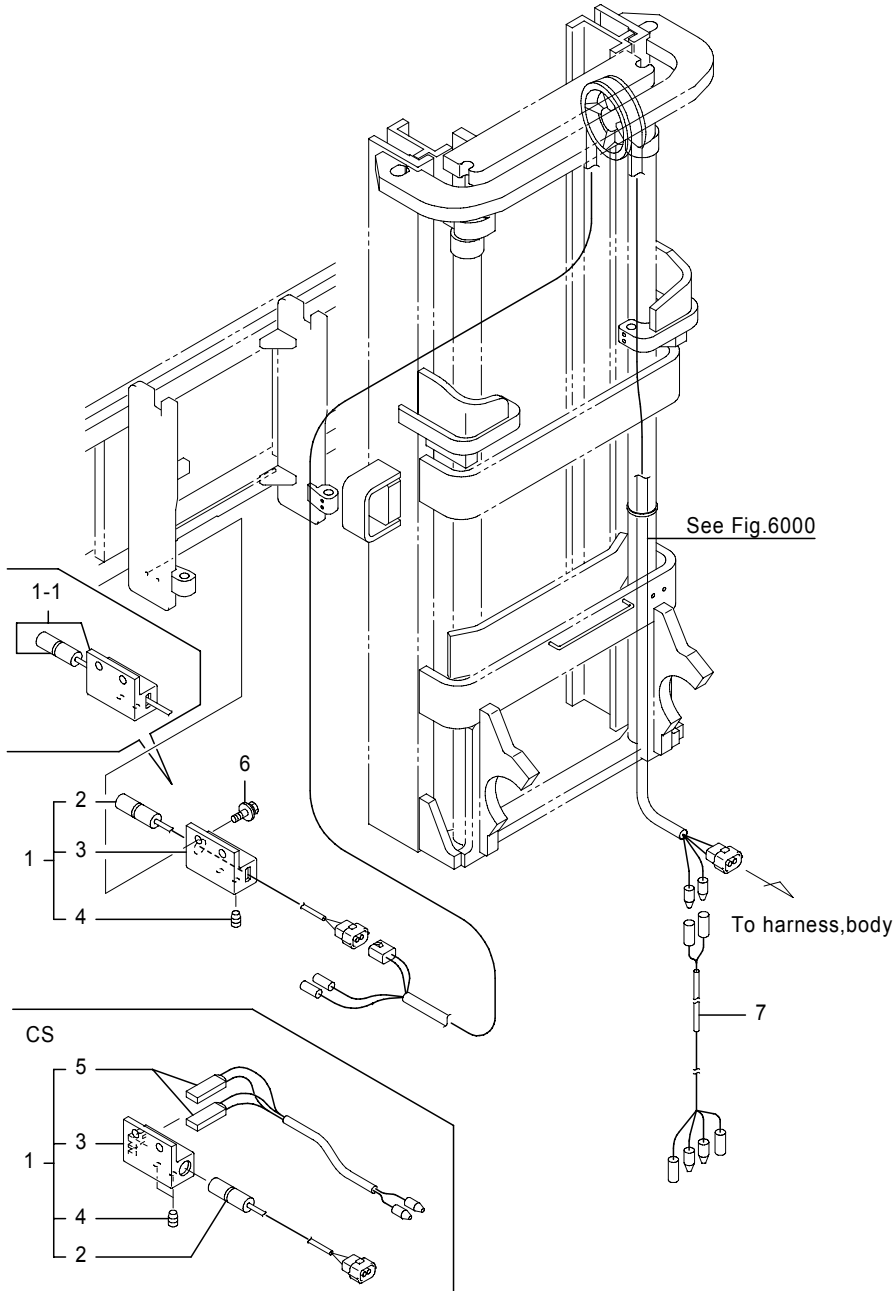


Fig.6011 LASER POINTER 3  
LASER

(A)=FB20P (D)=FB30P  
(B)=FB25P (E)=  
(C)=FB28P (F)=

No.	Parts No.	Parts Name	(A)	(B)	(C)	(D)	(E)	(F)	i/a	Remarks
1	24801-12270	Laser ass'y, pointer	1	1	1	1				Std,EEC,SANIA
1-1	54001-62840	Laser ass'y, pointer (A=241AC7772-)(B=241AC7772-)(C=241AC7772-)(D=251AC1134-)	1	1	1	1			↑	Std,EEC,SANIA
	70000-73700	Laser ass'y, pointer (A=-241AC7771)(B=-241AC7771)(C=-241AC7771)(D=-251AC1133)	1	1	1	1				Std,EEC,TAKENAKA OPTONIC
1	54001-03120	Laser ass'y, pointer	1	1	1	1				Std,EEC,SANIA
1-1	54001-63150	Laser ass'y, pointer (A=241AC7772-)(B=241AC7772-)(C=241AC7772-)(D=251AC1134-)	1	1	1	1			↑	Std,EEC,SANIA
1	24801-12280	Laser ass'y, pointer	1	1	1	1				SANIA,CS
1-1	54001-62850	Laser ass'y, pointer (A=241AC7772-)(B=241AC7772-)(C=241AC7772-)(D=251AC1134-)	1	1	1	1			↑	SANIA,CS
	54000-69180	Laser ass'y, pointer (A=241AC4095-)(B=241AC4095-)(C=241AC4095-)(D=251AC0480-)	1	1	1	1			×	SANIA,CS
1-2	54001-63170	Laser ass'y, pointer (A=241AC7772-)(B=241AC7772-)(C=241AC7772-)(D=251AC1134-)	1	1	1	1			↑	SANIA,CS
2	39530-02510	Laser, pointer (A=-241AC7771)(B=-241AC7771)(C=-241AC7771)(D=-251AC1133)	1	1	1	1				Std,EEC
	39530-02300	Laser, pointer	1	1	1	1				Std,CS,EEC
3	24801-12060	Support, laser	1	1	1	1				Std,EEC
3-1	52006-23950	Support, laser (A=241AC7772-)(B=241AC7772-)(C=241AC7772-)(D=251AC1134-)	1	1	1	1			↑	Std,EEC
3	24801-12290	Support, laser	1	1	1	1				CS
3-1	52007-17440	Support, laser (A=241AC7772-)(B=241AC7772-)(C=241AC7772-)(D=251AC1134-)	1	1	1	1			↑	CS
4	31010-45740	Screw, set	2	2	2	2				
5	35410-00580	Heater	2	2	2	2				CS,[DC48V/1.84W/1.25kΩ]
6	0016-06016	Bolt, w/washers	2	2	2	2				
7	24801-19810	Harness, heater	1	1	1	1				

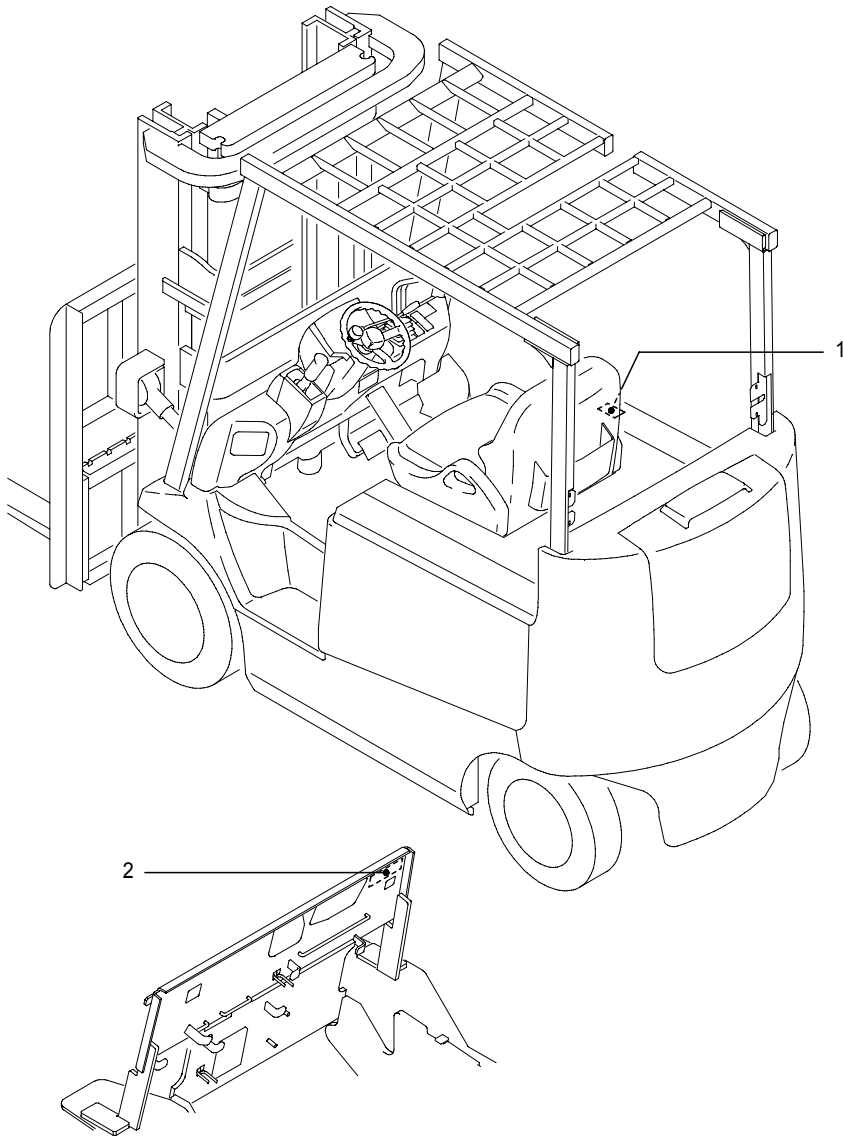
Note :

Fig.6012 LASER POINTER 4  
 NAME PLATE,FB20-28P(241AC6266-),FB30P(251AC0881-)

Fig.6012 LASER POINTER 4  
 NAME PLATE,FB20-28P(241AC6266-),FB30P(251AC0881-)

(A)=FB20P (D)=FB30P  
 (B)=FB25P (E)=  
 (C)=FB28P (F)=

No.	Parts No.	Parts Name	(A)	(B)	(C)	(D)	(E)	(F)	i/a	Remarks
1	24700-10480	Plate, caution	1	1	1	1				レーザー光, Dom
	24700-11570	Plate, caution	1	1	1	1				Laser light, Exp
2	24700-10460	Plate, name	1	1	1	1				Laser pointer



Note :

## PARTS INDEX

Parts No.	Fig. No.	No.
1901-53006	2164	1
	2165	3
	2264	3
	2064	1
1901-55014	1231	3
1901-55015	1230	12
1901-55103	1230	11
1902-15060	1230	21
1902-55006	1340	9
	1340	10
1902-55021	1320	11
1902-55044	2180	34
	2280	36
1902-55059	1350	9
1903-35003	1340	14
	1340	9
1903-59001	1340	13
	1340	10
	1015	7
	1015	19
1903-59006	1015	19
	1015	7
	1015	19
	1015	19
	1015	7
	1015	7
1903-59006	5100	6
	5100	6
1906-39011	1231	2
1906-39012	1230	16
1906-49028	1014	2
	1014	2
1906-49060	1014	2
	1014	2
	1014	2
	1014	2
1906-49060	1014	2
	1014	2
1907-92010	2259	15
1907-92019	2159	2

Parts No.	Fig. No.	No.
1907-92019	2159	2
1908-86001	1500	11
1910-42002	4860	9
	4860	9-1
1910-43011	4860	2
	4860	2-1
1910-43012	5000	9
	5006	3
	6010	13
1910-43012	1340	9
	5003	3
	5000	10
1910-43012	5000	9
	5000	9
	5000	9
1910-43012	4877	6
	4860	2
1910-52012	4860	3
	4860	3
	5473	3
1910-52012	4860	3
	6010	13
1910-52012	5173	4
	4825	23-1
1910-52013	4825	24
1910-52013	4825	24
	4825	24
1910-52151	5002	16
1910-52151	5005	14
	5002	16
	5002	16
1910-98019	4851	7
	4851	7
1910-98019	4851	7
	4851	7
	4851	7
	4851	7
	4851	7
	4851	7
1911-59001	4810	18
1911-59001	5473	11
	4810	19
1912-88019	4895	1
1913-07001	4861	26

Parts No.	Fig. No.	No.
1913-07001	4861	19
1913-57001	5000	6
	5000	6
1916-05001	1341	3
	1551	11
1916-05001	1551	11
	1341	3
	1551	11
1916-05002	1341	6
	1551	19
	1551	17
1916-05002	1551	15
	1551	17
	1551	19
1916-05002	1551	19
	1551	15
1916-05002	1551	17
	1551	19
1918-84002	4852	2
	4852	2
1918-84005	4852	2
	4852	2
1918-84006	4852	4
	4852	4
1918-84006	4852	4
	4852	4
1920-53001	1130	5
	1134	7
1921-64081	1134	8
	1134	8
1921-64083	1134	8
	1134	9
1921-64084	1134	10
	1134	9
1921-64099	1134	9
1921-64111	1134	23
1921-64112	1134	24
1921-64221	1134	35
1921-64221	1134	11
	1134	11
1921-64335	1134	17
1921-64359	1134	14
1930-84020	1240	3

Parts No.	Fig. No.	No.
1930-94001	1240	3
	1240	3
1960-21010	1140	4
1960-41001	1140	4
1960-85082	4825	29
1961-41007	1240	2
1961-41020	1240	2
1961-41021	1140	2
1961-41034	1140	2
1961-61004	1140	5
1995-32015	4410	10-1
1995-32023	4410	11
1997-28004	1500	13
1997-28006	1500	13
1998-72002	4877	3
1999-83006	4824	7
	4824	7
1999-83007	4824	4
	4824	4
1999-83007	4824	5
	4824	5
4038-06063	2264	8
4038-06065	2264	8
4038-06071	2165	7
4038-06071	2264	8
	2264	8
4038-06073	2264	8
4038-06075	2165	7
4038-06077	2165	7
4038-06079	2264	8
	2165	7
4038-06079	2264	8
	2165	7
4038-06083	2164	9
	2165	7
4038-06083	2264	8
	2165	7
4038-06085	2164	9
4038-06085	2165	7
	2165	7
4038-06087	2164	9
	2264	8
4038-06089	2165	7
4038-06091	2165	7
4038-06093	2264	8
	2164	9
4038-06121	2165	7
4038-06123	2165	7
4038-06125	2165	7
4038-06127	2165	7
4038-06129	2164	9
4038-06129	2165	7
	2264	8
4038-06131	2164	9
	2264	8
4038-06133	2165	7
	2264	8
4038-06135	2165	7
	2264	8
4038-06137	2264	8
	2164	9
4038-06141	2165	7
	2264	8
4038-06143	2164	9
4038-06147	2165	7
	2165	7

Parts No.	Fig. No.	No.
4038-06093	2164	9
	2165	7
4038-06097	2164	9
	2165	7
4038-06099	2264	8
4038-06101	2164	9
4038-06103	2165	7
	2264	8
4038-06105	2164	9
	2264	8
4038-06107	2165	7
	2264	8
4038-06109	2165	7
	2264	8
4038-06111	2164	9
	2165	7
4038-06117	2264	8
	2164	9
4038-06119	2165	7
	2164	9
4038-06121	2165	7
	2165	7
4038-06123	2165	7
	2165	7
4038-06125	2165	7
	2165	7
4038-06127	2165	7
	2164	9
4038-06129	2165	7
	2264	8
4038-06131	2164	9
	2264	8
4038-06133	2165	7
	2264	8
4038-06135	2165	7
	2264	8
4038-06137	2264	8
	2164	9
4038-06141	2165	7
	2264	8
4038-06143	2164	9
4038-06147	2165	7
	2165	7

Parts No.	Fig. No.	No.
4038-06147	2264	8
4038-06149	2264	8
4038-06151	2164	9
4038-06157	2164	9
4039-06063	2264	8
4039-06065	2264	8
4039-06071	2165	7
4039-06073	2264	8
	2264	8
4039-06075	2165	7
	2264	8
4039-06077	2264	8
	2165	7
4039-06079	2164	9
	2165	7
4039-06083	2165	7
	2264	8
4039-06085	2164	9
	2165	7
4039-06087	2264	8
	2164	9
4039-06089	2165	7
4039-06091	2165	7
4039-06093	2264	8
	2164	9
4039-06097	2165	7
	2164	9
4039-06099	2264	8
	2164	9
4039-06101	2165	7
	2165	7
4039-06103	2165	7
	2264	8
4039-06105	2164	9
	2264	8
4039-06107	2165	7
	2264	8
4039-06109	2165	7
	2264	8
4039-06111	2165	7
	2164	9

## PARTS INDEX

Parts No.	Fig. No.	No.
4039-06111	2264	8
4039-06117	2164	9
	2264	8
4039-06119	2164	9
	2165	7
	2264	8
4039-06121	2165	7
4039-06123	2165	7
4039-06125	2165	7
4039-06127	2165	7
4039-06129	2164	9
	2165	7
	2264	8
4039-06131	2264	8
	2164	9
4039-06133	2165	7
4039-06135	2264	8
	2165	7
4039-06137	2164	9
	2264	8
4039-06141	2165	7
	2264	8
4039-06143	2164	9
	2165	7
4039-06147	2165	7
	2264	8
4039-06149	2264	8
4039-06151	2164	9
4039-06161	2164	9
4039-06167	2164	9
4051-06227	2180	2
4051-06237	2180	2
4051-06247	2180	2
4051-06253	2180	2
4051-06257	2180	2
4051-06260	2180	2
4051-06263	2180	2
4051-06270	2180	2
4051-06273	2180	2
4051-06277	2180	2

Parts No.	Fig. No.	No.
4051-06280	2080	1
	2080	1
	2180	2
4051-06283	2080	1
	2280	2
	2080	1
4051-06285	2280	2
4051-06287	2080	2
	2080	2
	2180	2
	2280	2
4051-06290	2080	2
	2080	2
	2280	2
4051-06293	2280	2
4051-06295	2280	2
4051-06297	2180	2
	2280	2
4051-06303	2280	2
4051-06305	2280	2
4051-06307	2180	2
	2280	2
4051-06310	2080	1
	2080	1
	2280	2
4051-06313	2180	2
	2280	2
	2080	1
	2080	1
4051-06315	2280	2
4051-06317	2280	2
	2080	2
	2080	2
	2180	2
4051-06320	2280	2
	2180	2
	2080	2
	2080	2
4051-06323	2280	2
4051-06325	2080	1

Parts No.	Fig. No.	No.
4051-06325	2080	1
4051-06327	2280	1
4051-06330	2080	1
	2080	1
	2080	1
	2080	1
4051-06333	2180	2
	2280	2
	2080	2
4051-06335	2280	2
4051-06337	2280	2
	2080	2
	2080	2
	2080	2
4051-06340	2180	2
	2280	2
4051-06343	2280	1
	2280	2
4051-06345	2280	2
4051-06347	2280	2
	2180	2
4051-06350	2280	2
	2080	1
	2080	1
	2080	1
	2080	1
4051-06353	2180	33
	2280	2
4051-06355	2080	2
	2080	2
	2080	1
	2080	1
4051-06357	2080	2
	2080	2
	2180	2

Parts No.	Fig. No.	No.
4051-06360	2080	2
4051-06365	2180	2
	2280	1
4051-06367	2180	33
	2280	1
4051-06370	2180	1
4051-06373	2180	2
4051-06375	2080	1
	2080	1
	2280	1
4051-06380	2080	1
	2180	2
	2080	2
	2080	1
	2080	1
4051-06385	2080	2
	2080	2
	2080	2
	2080	2
4051-06387	2080	2
	2180	33
	2280	1
	2080	2
4051-06390	2180	1
	2280	1
4051-06393	2180	33
4051-06395	2180	1
	2080	1
	2080	1
4051-06400	2080	2
	2080	2
4051-06403	2280	1
4051-06410	2080	1
	2080	1
	2080	1
	2080	1

Parts No.	Fig. No.	No.
4051-06410	2080	1
	2080	1
4051-06413	2180	33
	2280	1
4051-06415	2080	2
	2180	1
	2080	2
	2080	2
	2080	2
4051-06417	2080	2
	2080	2
	2280	1
4051-06420	2280	1
4051-06423	2080	1
	2080	1
4051-06430	2080	1
	2080	1
	2080	1
	2080	1
	2080	1
	2080	2
	2080	2
	2080	1
4051-06433	2180	33
4051-06435	2080	2
	2080	2
	2080	2
	2080	2
	2180	1
	2280	1
4051-06437	2080	2
	2080	2
4051-06440	2280	1
4051-06443	2280	1
	2180	33
4051-06445	2180	1
4051-06450	2080	1
	2080	1
	2080	1
	2080	1

Parts No.	Fig. No.	No.
4051-06450	2080	1
	2280	1
	2080	1
4051-06453	2080	1
	2080	1
4051-06455	2080	2
	2080	2
	2080	2
	2080	2
4051-06457	2080	2
	2080	2
4051-06460	2080	2
	2080	2
4051-06463	2180	33
4051-06465	2180	1
4051-06467	2280	1
4051-06473	2080	1
	2080	1
4051-06477	2080	1
	2080	1
	2280	1
4051-06480	2080	2
	2280	1
	2080	1
	2080	1
4051-06483	2180	33
4051-06485	2080	2
	2080	2
	2180	1
4051-06487	2080	2
	2080	2
4051-06490	2080	1
	2280	1
	2080	1
4051-06493	2080	1
	2080	1
	2280	1
4051-06495	2080	2
	2080	2

## PARTS INDEX

Parts No.	Fig. No.	No.
4051-06500	2080	2
	2080	2
4051-06503	2180	33
4051-06505	2180	1
4051-06507	2280	1
4051-06510	2280	1
4051-06513	2180	33
4051-06515	2180	1
4051-06523	2080	1
	2080	1
	2280	1
4051-06527	2080	1
	2080	1
4051-06530	2080	1
	2280	1
	2080	2
	2080	1
	2080	2
4051-06533	2280	1
4051-06535	2080	2
	2080	2
4051-06537	2080	2
	2080	2
4051-06540	2080	1
	2080	1
	2280	1
4051-06545	2080	2
	2080	2
4051-06547	2080	1
	2080	1
4051-06550	2080	1
	2080	1
4051-06553	2180	33
4051-06555	2080	2
	2080	2
	2180	1
	2280	1
4051-06557	2080	2
	2080	2
	2080	2
4051-06563	2180	33
	2180	33

Parts No.	Fig. No.	No.
4051-06565	2180	1
4051-06567	2080	1
	2080	1
4051-06570	2080	1
	2080	1
4051-06573	2080	1
	2080	1
4051-06575	2080	2
	2080	2
4051-06577	2080	2
	2080	2
	2280	1
4051-06580	2080	2
	2080	2
4051-06583	2180	33
4051-06585	2180	1
4051-06593	2080	1
	2080	1
	2080	1
	2080	1
4051-06597	2080	1
	2080	1
4051-06600	2080	2
	2080	2
	2080	1
	2080	1
	2080	1
	2080	2
4051-06603	2080	2
	2080	2
	2180	33
4051-06605	2180	1
	2080	2
	2080	2
4051-06613	2080	1
	2080	1
4051-06620	2080	2
	2080	2
	2180	33
4051-06633	2180	33
4051-06635	2180	1

Parts No.	Fig. No.	No.
4051-06640	2080	1
	2080	1
4051-06647	2080	2
	2080	2
4051-06663	2180	33
4051-06665	2180	1
4051-09090	2159	1-1
	2159	1
	2159	1-1
	2159	1
	2159	1
4060-09095	2159	11
	2159	11
	2159	2
4210-23260	1230	24
4210-69410	5000	2
4210-69430	5000	3
4210-69440	5000	1
4210-81091	1551	16
	1551	16
	1551	16
4210-81140	1551	14
	1551	14
	1341	4
	1551	14
	1341	4
4220-67651	3620	9
	3620	9
	3620	9
4220-67661	3620	9
	3620	9
	3620	9
	1311	28
4300-31070	1230	23
4311-65340	3630	4
4311-65350	3630	3
4311-81241	2259	6
	2259	5
4320-23131	1140	6
4320-23140	1140	7

Parts No.	Fig. No.	No.
4320-31110	1231	18
4320-32020	1230	17
4320-34030	1230	10
4321-30390	1230	18
4341-65280	3630	2
4341-67340	2163	3
	3620	3
	3620	3
	3620	6
	3620	4
	2261	18
	2162	3
	2161	8
	2063	3
	2063	3
	2061	18
	2061	16
	2263	5
4341-67350	3620	3
	2261	18
	3620	3
	3620	6
	3620	4
	2263	5
	2162	3
	2161	8
	2063	3
	2061	16
	2061	18
	2163	3
4341-67360	3620	6
	2061	16
	3620	3
	3620	4
	2263	5
	2261	18
	2162	3
	2161	8
	2063	3
	2061	18
	2163	3
	2061	16
	2063	3
	2061	18
	2163	3
	2061	16
	2063	3
	2061	18

Parts No.	Fig. No.	No.
4341-67360	2063	3
	2061	18
	2163	3
	3620	3
4341-67640	2063	3
	3620	3
	3620	3
	3620	6
	3620	4
	2263	5
	2261	18
	2163	3
	2161	8
	2063	3
	2061	18
	2061	16
	2162	3
4370-81080	2159	4
	2159	4
	2159	11
4522-03152	1012	34
	1012	34
4522-40430	3620	5
4570-81100	1551	13
	1551	13
	1551	13
	1551	13
4623-63320	2080	6
	6000	27
	6000	19
	6000	5
	6000	3
	6000	4
	2280	27
	2180	26
	2180	9
	2080	6
	2080	6
	2080	6
	2080	6
	2080	6

Parts No.	Fig. No.	No.
4623-63320	2080	6
	2080	6
	2064	7
	2164	5
4624-60120	6000	2
	6000	1
	6000	3
4624-60410	2162	5
	2161	10
	2061	20
	2061	18
	2261	20
4624-60420	2261	20
	2061	18
	2061	20
	2161	10
	2162	5
4624-65241	3620	9
	3620	9
	3620	9
4641-81230	1551	18
	1341	4
	1551	18
	1551	18
4641-87153	1340	16
	1340	20
	1340	19
	1340	15
4643-61880	1311	27
4660-64661	3620	8
	3620	8
	3620	8
5051-15225	2158	3
	2158	3
5051-15237	2158	3
	2158	3
5051-15257	2158	3
	2158	3
5051-15265	2158	3
	2158	3

## PARTS INDEX

Parts No.	Fig. No.	No.
5051-15270	2158	2
	2158	2
	2158	2
5051-15282	2158	2
	2158	2
	2158	2
5051-15285	2158	3
	2158	3
5051-15302	2158	2
	2158	2
	2158	2
5051-15303	2158	3
	2158	3
5051-15310	2158	2
	2158	2
	2158	2
5051-15313	2158	3
	2158	3
5051-15330	2158	2
	2158	2
	2158	2
5051-15333	2158	3
	2158	3
5051-15348	2158	2
	2158	2
	2158	2
5051-15350	2158	3
	2158	3
5051-15358	2158	2
	2158	2
	2158	2
5051-15370	2158	3
	2158	3
5051-15378	2158	2
	2158	2
	2158	2
5051-15380	2158	3
	2158	3
5051-15395	2158	2
	2158	2

Parts No.	Fig. No.	No.
5051-15395	2158	2
5051-15415	2158	2
	2158	2
	2158	2
5051-15417	2158	3
	2158	3
5051-15425	2158	2
	2158	2
	2158	2
5051-15427	2158	3
	2158	3
5051-15447	2158	3
	2158	3
5051-15462	2158	2
	2158	2
	2158	2
5051-15463	2158	3
	2158	3
5051-15472	2158	2
	2158	2
	2158	2
5051-15487	2158	3
	2158	3
5051-15492	2158	2
	2158	2
	2158	2
5051-15505	2158	3
	2158	3
5051-15508	2158	2
	2158	2
	2158	2
5051-15532	2158	2
	2158	2
	2158	2
5051-15550	2158	2
	2158	2
	2158	2
5319-07090	1341	1
	1341	1
	1551	9

Parts No.	Fig. No.	No.
5319-07090	1551	9
	1551	9
5329-07310	1341	5
5611-51470	2080	5
	2080	5
	2080	5
	2080	5
5623-83060	1551	16
	1551	16
	1551	16
8110-10010	4825	26
8600-34000	4810	13
	4810	13
	4810	13
8600-35000	4810	13
	4810	13
	4810	13
8661-90030	4824	6
	4824	6
*****-*****	4877	4
	4877	2
00000-27010	1313	3-1
00000-41005	5000	5
00000-41006	2158	8-1
	2158	8-1
	2158	8-1
00001-00004	4825	8
	4825	8
00001-00005	1340	20
	1340	16
	1340	21
00001-00008	1320	17
	1340	20
	1340	28
	1340	24
	1340	23
	1340	19
	1340	23
	1340	24

Parts No.	Fig. No.	No.
00001-00010	1015	8
00001-00014	1340	17
	1340	13
	1340	18
	1340	14
	2061	22
00067-10020	2061	22
00826-15030	2180	32-1
00826-15050	2080	22
	2080	22
02500-12051	1551	4
	1551	4
02500-12070	1551	4
	1551	4
04000-61005	1015	1
	1015	1
04000-61010	1015	1
	1015	1
04000-61020	1015	1
	1015	1
04005-09033	2158	1
	2158	1
04005-09038	2059	1
	2059	1
04005-09039	2059	1-1
	2059	1-1
	2059	1-1
04005-09040	2059	1
	2059	1
	2059	1
04005-12035	2259	3
	2259	3
04005-12053	2158	1
	2158	1
04005-12060	2158	2-1
	2158	1
	2158	2-1
	2158	1
	2158	1
04005-12065	2158	1
04005-12070	1551	2

Parts No.	Fig. No.	No.
04005-12070	1551	2
04005-12076	2158	2
	2158	2
04005-12087	2059	2-1
	2059	2
	2059	2-1
	2059	2
04005-12090	1551	2
	2059	2
	2059	2
04005-12092	2059	2
04005-12093	2259	2
04005-12100	2259	2
04007-09090	2259	1
04007-09100	2259	1-1
	2259	1
04105-15270	2158	2-1
	2158	2-1
	2158	2-1
04105-15282	2158	2-1
	2158	2-1
	2158	2-1
04105-15285	2158	2-2
	2158	2-2
	2158	2-2
04105-15302	2158	2-1
	2158	2-1
	2158	2-1
04105-15305	2158	2-2
	2158	2-2
	2158	2-2
04105-15310	2158	2-1
	2158	2-1
	2158	2-1
04105-15315	2158	2-2
	2158	2-2
	2158	2-2
04105-15330	2158	2-1
	2158	2-1
	2158	2-1

Parts No.	Fig. No.	No.
04105-15335	2158	2-2
	2158	2-2
	2158	2-2
04105-15348	2158	2-1
	2158	2-1
	2158	2-1
04105-15355	2158	2-2
	2158	2-2
	2158	2-2
04105-15358	2158	2-1
	2158	2-1
	2158	2-1
04105-15363	2158	2-2
	2158	2-2
	2158	2-2
04105-15378	2158	2-1
	2158	2-1
	2158	2-1
04105-15383	2158	2-2
	2158	2-2
	2158	2-2
04105-15395	2158	2-1
	2158	2-1
	2158	2-1
04105-15403	2158	2-2
	2158	2-2
	2158	2-2
04105-15415	2158	2-1
	2158	2-1
	2158	2-1
04105-15423	2158	2-2
	2158	2-2
	2158	2-2
04105-15425	2158	2-1
	2158	2-1
	2158	2-1
04105-15433	2158	2-2
	2158	2-2
	2158	2-2
04105-15462	2158	2-1

## PARTS INDEX

Parts No.	Fig. No.	No.
04105-15462	2158	2-1
	2158	2-1
04105-15472	2158	2-1
	2158	2-1
	2158	2-1
04105-15473	2158	2-2
	2158	2-2
	2158	2-2
04105-15483	2158	2-2
	2158	2-2
	2158	2-2
04105-15492	2158	2-1
	2158	2-1
	2158	2-1
04105-15503	2158	2-2
	2158	2-2
	2158	2-2
04105-15508	2158	2-1
	2158	2-1
	2158	2-1
04105-15523	2158	2-2
	2158	2-2
	2158	2-2
04105-15532	2158	2-1
	2158	2-1
	2158	2-1
04105-15550	2158	2-1
	2158	2-2
	2158	2-1
	2158	2-2
	2158	2-1
04105-15570	2158	2-2
	2158	2-2
	2158	2-2
	2158	2-2
04105-15583	2158	2
	2158	2
	2158	2
04105-15600	2158	2-1
	2158	2-1

Parts No.	Fig. No.	No.
04105-15600	2158	2-1
14100-00190	1015	32
14100-60580	1015	11
	1015	2
	1015	11
	1015	11
	1015	11
	1015	11
	1015	2
	1015	2
14102-37390	1015	11
	1015	23
	1015	21
	1015	11
	1015	21
	1015	21
	1015	21
14102-42611	1012	21
	1012	21
	1012	21
	1012	21
14102-53470	1030	1
	5014	2
14102-57990	5000	1
14102-65030	5000	5
14102-67021	5000	14
14103-26261	5064	6
14103-79261	1015	28
14103-84220	1015	12
	1015	3
	1015	12
	1015	12
	1015	12
	1015	3
	1015	3
	1015	3
14103-84320	1015	15
14103-84532	1011	16
	1011	16
	1011	16
	1011	16
	1011	16
14103-87040	1010	2

Parts No.	Fig. No.	No.
14103-87040	1010	2
	1010	2
	1010	2
14103-88650	1010	2
	1010	2
	1010	2
	1010	2
	1010	2
	1010	2
14103-88660	1010	3
	1010	3
	1010	3
	1010	3
	1010	3
	1010	3
14103-89592	1014	4
	1014	4
	1014	4
	1014	4
	1014	4
14103-90720	1012	10
	1014	36
	1014	36
	1012	10
	1014	36
14103-94107	1014	12
	1014	12
14103-94116	1014	7
	1014	7
14103-95815	1012	18
	1012	18
14103-95816	1012	18-1
	1012	18
14103-95866	1012	19
	1012	19
14103-95867	1012	19-1
	1012	19
14103-96122	1012	1
14103-96132	1012	3
14103-97834	1014	18
	1014	18
	1014	18
14104-05350	1015	12
	1015	29
14104-12833	1012	3

Parts No.	Fig. No.	No.
14104-12833	1012	3
14104-12933	1014	12
	1014	12
	1014	12
14104-12943	1014	7
	1014	7
	1014	7
14104-13053	4810	2
	4810	2
	4810	2
14104-13380	1010	3
	1010	3
	1010	3
	1010	3
14104-16484	1011	11
	1011	11
	1011	11
	1011	11
14104-19681	1015	26
14104-21660	1015	15
	1015	15
	1015	15
14104-25992	1011	1
	1011	1
	1011	1
	1011	1
14104-26002	1011	2
	1011	2
	1011	2
	1011	2
	1011	2
14104-26013	1011	4
	1011	4
	1011	4
	1011	4
14104-26021	1011	7
	1011	7
	1011	7
	1011	7
14104-26157	1012	18
	1012	18

Parts No.	Fig. No.	No.
14104-26157	1012	18
14104-26167	1012	19
	1012	19
	1012	19
14104-26211	1015	3
14104-26242	1015	6
14104-26392	1014	18
	1014	18
14104-26402	1014	19
	1014	19
14104-26412	1014	20
	1014	20
	1014	20
14104-26511	1015	10
	1015	22
	1015	20
	1015	10
	1015	20
14104-26921	1012	3
	1012	3
14104-28043	1014	18
	1014	18
	1014	18
14104-28102	1015	9
14104-28113	1015	10
14104-29194	1014	7
	1014	7
	1014	7
14104-30132	1014	18
	1014	18
14104-30270	4810	21
14104-32400	5000	1
14104-32420	5000	14
	5000	14
14104-32752	1010	1
14104-32973	1010	1
14104-33010	1012	1
14104-33030	1012	3
	1012	3

Parts No.	Fig. No.	No.
14104-33040	1012	3
14104-33190	1012	1
	1012	1
14104-33220	1012	3
	1012	3
14104-40531	1011	21
	1011	21
	1011	21
	1011	21
14104-40540	1011	20
	1011	20
	1011	20
	1011	20
14104-40550	1011	13
	1011	13
14104-40570	1011	13
	1011	13
14104-41150	5013	1
	5013	1
14104-41151	5013	1-1
14104-41691	5013	1
	5013	1
	5013	1
	5013	1
14104-42380	1014	3
	1014	3
	1014	3
14104-43082	1011	17
	1011	17-1
	1011	17
	1011	17
14104-43281	5060	2
14104-43291	5060	2
14104-43570	5000	1
14104-43701	1012	16
	1012	16
	1012	16

## PARTS INDEX

Parts No.	Fig. No.	No.
14104-43701	1012	16
14104-46422	1015	2
14104-46510	1012	22
14104-46511	1012	22-1
	1012	22
	1012	22
14104-46572	1012	18
	1012	18
	1012	18
14104-46622	1012	19
	1012	19
	1012	19
14104-47140	1015	30
14104-47410	1010	1
14104-49211	1011	21
14104-50830	1014	17
	1014	17
	1014	17
	1014	17
14104-51480	1015	4
	1015	4
	1015	4
	5103	5
	5103	5
14104-51590	1060	10
	5001	29
	5001	30
	5103	11
14104-51900	1011	13
14104-51910	1011	13
14104-51990	1014	18
14104-52000	1014	18
14104-53150	1014	12
	1014	12
	1014	12
14104-53250	1012	25
14104-53260	1012	26
14104-53840	1014	7
	1014	7

Parts No.	Fig. No.	No.
14104-53840	1014	7
14104-53850	1014	12
	1014	12
	1014	12
14104-54100	1012	24
14104-54210	1012	23
	1012	23
	1012	23
14104-54330	5100	1
	5100	1
	5100	1
14104-54860	1014	12
	1014	12
	1014	12
14104-55051	5013	1
14104-55052	5013	1-1
	5013	1
	5013	1
	5013	1
14104-55732	1014	7
	1014	7
14104-55742	1014	12
	1014	12
14104-56040	5011	4
14104-56060	5011	5
14104-56070	5011	6
14104-56080	5011	7
14104-56090	5011	1
14104-57333	1014	7
	1014	7
	1014	7
14104-58490	1014	4
	1014	4
	1014	4
14104-76502	1014	12
	1014	12
	1014	12
14104-76512	1014	12
	1014	12
	1014	12

Parts No.	Fig. No.	No.
14105-04950	1010	1
14105-41090	5064	1
14105-41091	5064	1-1
14105-41092	5064	1-2
14105-41100	5064	1
14105-41101	5064	1-1
14105-41102	5064	1-2
14105-41130	5064	1
14105-41131	5064	1-1
14105-41132	5064	1-2
14105-41140	5064	1
14105-41141	5064	1-1
14105-41142	5064	1-2
14105-41170	5064	3
14105-41171	5064	3-1
14105-41180	5064	3
14105-41181	5064	3-1
14105-41210	5064	3
14105-41211	5064	3-1
14105-41220	5064	3
14105-41221	5064	3-1
14200-05040	1313	7
14200-12680	1133	5
14200-13290	1132	1
14200-13300	1131	1
14200-13320	1130	2
14200-13330	1130	2
14200-13400	1130	3
14200-13480	1132	4
14200-13490	1131	2
14200-13510	1130	13
14200-13511	1130	13-1
14200-13520	1130	13
14200-13530	1133	1
14200-13531	1133	1-1
14200-13540	1133	1
14200-13550	1133	2
14200-13560	1131	10
14200-13570	1131	11
14200-13580	1133	4

Parts No.	Fig. No.	No.
14200-19170	1132	2
14200-19180	1132	3
14200-19470	1130	4
14200-19480	1130	10
14200-19501	1130	1
14200-19502	1130	1-1
14200-19503	1130	1-2
14200-19511	1130	1
14300-00193	1230	5
14300-00195	1230	5-1
14300-00203	1230	5
14300-00205	1230	5-1
14300-00650	1231	6
14300-00660	1231	6
14300-00680	1231	17
14300-00760	1230	13
14300-00770	1230	18
14300-00790	1230	3
14300-00800	1230	3
14300-00810	1230	4
14300-01162	1240	1
14300-01340	1240	1
14300-02920	1230	4
14300-12560	1230	25
14300-13760	1230	24
14300-13820	1230	25
14300-30490	1313	15
14300-34591	1140	1
14300-34751	1140	1
14300-34760	1140	1
14300-37410	1311	5
14300-39890	1312	7
14300-40960	1312	15
14300-41401	1140	1
14300-41410	1240	1
14300-41711	1140	1
14300-41720	1240	1
14300-41940	1140	3
14300-41960	1140	6
14300-41970	1140	7

Parts No.	Fig. No.	No.
14300-44020	1140	1
14300-44033	1240	1
14300-44651	1140	5
14300-44990	1140	7
14300-45951	1140	2
14300-45960	1140	3
14300-49430	1140	1
14300-49440	1140	2
14300-50571	1311	17
14300-50580	1311	18
14300-52802	1240	1
14300-52810	1140	1
14300-56661	1140	1
14300-56921	1140	1
14300-57650	1311	15
14300-57760	1311	20
14300-58260	1140	1
14300-58520	1310	1
14300-58530	1310	8
14300-58881	1311	1
14300-58892	1311	2
14300-61522	1311	2
14300-62261	1311	7
14300-62270	1311	9
14300-62360	1240	4
	1240	4
14300-62872	1312	4
14300-62882	1312	4
14300-62891	1312	8
14300-62901	1312	8
14300-62910	1313	6
14300-62961	1231	1
14300-62970	1230	8
14300-62971	1230	8-1
14300-62980	1230	9
14300-62981	1230	9-1
14300-62990	1311	26
14300-63430	1313	1
14300-63440	1313	1
14300-66640	1231	22

Parts No.	Fig. No.	No.
14300-67470	1311	10
14300-67540	1231	5
14300-67550	1231	4
14300-67560	1231	5
14300-67570	1231	4
14300-70240	1140	1
14300-70250	1140	1
14300-70260	1140	2
14300-70270	1140	3
14300-72901	1140	1
14300-72910	1140	2
14300-73540	1140	1
14300-73550	1240	1
14300-73730	1240	1
14400-01190	5000	2
	5000	15
	5000	15
	5000	15
	5000	15
14400-16740	1015	31
14400-23090	1231	14
14400-23400	5000	5
14400-52032	1340	15
	1340	11
	1340	14
	1340	10
14400-52790	1340	18
	1340	14
	1340	19
	1340	15
14400-53290	1350	14
14400-53470	4541	5
	4541	5
14400-53760	1340	18
	1340	17
14400-53770	1340	18
	1340	19
14400-55220	5102	2
	5000	2
	5102	2



## PARTS INDEX

Parts No.	Fig. No.	No.
14400-55230	5102	3
	5102	3
	5000	3
14400-57340	2170	1
	2170	1
14400-65820	6000	3
14400-67380	1340	10
	1340	11
14400-67390	1340	11
	1340	12
14400-67400	1340	16
	1340	17
14400-68610	5471	3
	5472	3
14400-68620	5471	2
	5472	2
14400-84361	4541	3
	4541	3
14400-84370	4541	5
	4541	5
14400-90591	1320	8
14400-90780	1320	12
14400-90815	1556	1
	1556	1
14400-90816	1556	1-1
	1556	1-1
14400-90825	1556	1
	1556	1
14400-90826	1556	1-1
	1556	1-1
14400-90835	1556	2
14400-90836	1556	2-1
14400-90845	1556	2
14400-90846	1556	2-1
14400-93650	6000	3
14400-94970	4541	4
14400-96840	1340	17
	1340	22
	1340	21
	1340	18

Parts No.	Fig. No.	No.
14400-96850	1340	25
	1340	21
	1340	26
	1340	22
14400-96861	1340	32
	1340	26
	1340	24
	1340	30
	1340	28
	1340	34
14400-97152	1320	6
14400-97212	1340	29
	1340	25
	1340	30
	1340	26
	1340	21
	1340	22
14400-97222	1340	23
	1340	31
	1340	27
	1340	32
	1340	24
	1340	28
14400-98180	6000	3
14400-98190	6000	3
14400-98200	6000	3
14400-98210	6000	3
14400-98220	6000	3
14400-98230	6000	3
14400-98240	6000	3
14400-98250	6000	3
14400-98260	6000	3
14400-98270	6000	3
14400-98280	6000	3
14400-98290	6000	3
14400-98870	4541	4
14400-98921	5101	9
	5101	9
	1060	15
14400-98931	1060	16

Parts No.	Fig. No.	No.
14400-98931	5101	10
	5101	10
14400-98941	1060	19
	5101	14
	5101	14
14400-98951	1060	20
	5101	15
	5101	15
14400-99552	1340	29
	1340	25
	1340	33
14400-99681	4889	14
	4889	14
14400-99691	4889	15
	4889	15
14400-99874	1340	3
	1340	3
	1340	3
	1340	3
14400-99891	1340	7
	1340	7
14400-99920	1340	8
	1340	8
14400-99950	1340	9
14401-00011	1320	24
14401-00012	1320	24-1
14401-00050	1340	21
	1340	17
	1340	22
	1340	18
14401-00060	1340	26
	1340	22
	1340	21
	1340	25
14401-00470	6000	7
14401-00480	6000	7
14401-00490	6000	7
14401-00500	6000	7
14401-00511	6000	7
14401-00520	6000	7

Parts No.	Fig. No.	No.
14401-00540	6000	7
14401-00550	6000	7
14401-00560	6000	7
14401-00580	6000	3
14401-00590	6000	3
14401-00600	6000	3
14401-00610	6000	3
14401-00620	6000	3
14401-00630	6000	3
14401-00640	6000	3
14401-00650	6000	3
14401-00660	6000	3
14401-00670	6000	3
14401-00680	6000	3
14401-00980	6000	7
14401-00990	1340	2
	1340	2
	1340	2
	1340	2
	1340	2
14401-01000	6000	7
14401-01061	5000	2
14401-01120	5000	1
	5000	1
14401-01130	5000	19
	5000	19
	5000	19
	5000	2
	5000	2
	5000	2
	5000	2
	5000	19
14401-01140	5000	2
14401-01150	5000	1
14401-01670	5012	2
	5012	2
14401-02440	1340	23
	1340	22
	1340	27
	1340	31

Parts No.	Fig. No.	No.
14401-02440	1340	30
	1340	26
14401-03190	5101	13
14401-03220	5101	18
14401-03300	5101	4
	5101	4
14401-03310	5101	1
	5101	1
14401-05931	2171	7
14401-05940	2171	9
14401-06141	2171	1
14401-06160	2171	9
14401-06170	2171	18
14401-06190	1340	3
	1340	3
14401-06191	1340	3-1
	1340	3-1
14401-06230	1340	8
	1340	9
14401-06380	1556	2
14401-06381	1556	2-1
14401-06390	1556	2
14401-06391	1556	2-1
14401-06750	2171	18
14401-07230	5000	3
	5000	3
14401-07240	4862	2
14401-07250	4862	3
	4862	3
	4862	3
	5000	2
	5000	19
	5000	19
14401-07332	1340	0
14401-07350	1340	10
	1340	10
14401-07690	2170	20
	2170	20
14401-07700	2170	18
	2170	18
14401-07920	5471	6
	5471	10
	5471	6

Parts No.	Fig. No.	No.
14401-07920	5472	10
14401-12640	6010	26
	6010	26
14401-12660	6010	26
14401-12670	6010	3
	6010	3
14401-14510	6010	25
	6010	25
14401-14530	6010	25
14401-16860	1340	4
	1340	4
14401-19441	1340	7
	1340	7
14401-19510	1340	0
14500-02710	2280	33
14500-31290	2164	3
14500-57780	2180	18
	2280	15
	6000	15
14500-86500	2158	16
	2158	11
	2158	16
	2158	11
	2158	11
14500-86570	2259	12
	2259	10
14502-13080	6000	4
	2280	5
14502-13081	6000	4-1
14502-26400	2158	5
14502-26860	1500	12
14502-28790	1341	2
	1341	2
	1551	10
	1551	10
	1551	10
14502-38190	2158	24
	2059	10
	2059	10
	2059	10

## PARTS INDEX

Parts No.	Fig. No.	No.
14502-38190	2158	19
14502-47240	1551	8
	1551	8
	1551	8
14503-71420	2280	4
14503-71430	2280	4
14503-71440	2280	4
14503-71450	2280	4
14503-71460	2280	4
14503-71470	2280	4
14503-71480	2280	4
14503-71490	2280	4
14503-71500	2280	4
14503-71510	2280	4
14503-71520	2280	4
14503-71550	2280	4
14503-71560	2280	4
14503-71570	2280	4
14503-71580	2280	4
14503-71590	2280	4
14503-71600	2280	4
14503-71610	2280	4
14503-71620	2280	4
14503-71630	2280	4
14503-71640	2280	4
14503-71650	2280	4
14503-84190	2180	39
	2280	42
14503-91000	6000	12
14503-96243	1500	1
14503-96252	1500	1
14503-96302	1500	9
14503-96493	1500	6
14504-11080	2259	11
14504-15592	1510	5
	1510	5
14504-18393	1552	1
	1552	1
14504-24163	1500	6
14504-25860	1551	8

Parts No.	Fig. No.	No.
14504-25860	1551	11
	1551	11-2
	1551	11-1
	1551	11
	1551	11-2
	1551	11
	1551	8
	1551	8
	1551	12
	1551	12
	1551	12
	1551	11-1
14504-62760	2259	5
	2259	4
14504-62770	2259	5
	2259	4
14504-62780	2259	5
	2259	4
14504-62790	2259	4
	2259	5
14504-62800	2259	5
	2259	4
14504-62810	2259	5
	2259	4
14504-62820	2259	5
	2259	4
14504-62830	2259	5
	2259	4
14504-62840	2259	5
	2259	4
14504-62850	2259	5
	2259	4
14504-62860	2259	5
	2259	4
14504-62870	2259	5
	2259	4
14504-62880	2259	4
	2259	5
14504-67671	1500	1
14504-69680	2280	31

Parts No.	Fig. No.	No.
14504-69680	6000	31
14504-69720	2280	11
	6000	10
14504-70800	1500	5
14504-79280	1551	1
	1551	3-2
	1551	3-1
	1551	3
	1551	3-2
	1551	3
	1551	1
	1551	1
	1551	1
	1551	1
	1551	3-1
	1551	3
14504-79291	1551	1
	1551	1
	1551	1
	1551	1
14504-79301	1551	1
	1551	3
	1551	1
	1551	3-1
	1551	1
14504-79302	1551	1-1
	1551	1
	1551	1
14504-85581	1552	2
	1552	2
14504-86970	1552	1
	1552	1
14504-86980	1552	2
	1552	2
14504-86990	1551	9
	1551	9
	1551	9
14504-87690	2280	8

Parts No.	Fig. No.	No.
14504-87710	2280	8
14504-87720	2280	8
14504-87730	2280	8
14504-87741	2280	8
14504-87750	2280	8
14504-87760	2280	8
14504-87770	2280	8
14504-87780	2280	8
14504-87790	2280	8
14504-87970	1500	6
14505-04661	1500	10
14505-21460	2180	24
	2280	25
	2080	5
	2080	5
	2080	5
14505-21461	2180	24-1
	2280	25-1
14600-04361	2161	11
	2261	2
	2061	2
	2061	2
14600-04520	2261	21
14600-44662	2263	6
14600-90740	2180	20
	2180	29
	2280	17
	6000	17
14600-91230	2261	19
	2061	19
	2061	17
	2162	4
	2161	9
14600-94940	2080	15
	6000	25
	6000	14
	6000	10
	6000	1
	6000	11
	6000	11

Parts No.	Fig. No.	No.
14600-94940	2280	19
	2180	15
	2180	4
	2080	15
	2080	9
	2080	9
	2080	9
	2080	15
	2080	9
	2080	18
	2080	11
	2080	18
	2080	11
	2080	15
	2080	9
	2080	15
	2080	15
14600-95130	2180	24-2
	2280	25-2
	2180	7
14601-65073	2159	8
	2159	8
	2159	8
14601-98010	2263	7
14601-99851	2261	8
14602-28331	2064	9
14602-64290	2164	6
14602-84530	2061	6
	2061	6
	2161	15
	2261	6
14602-84591	2064	9
	2064	8
14602-84601	2064	8
	2064	9
14602-84611	2064	8
	2064	9
14602-87400	2261	28

Parts No.	Fig. No.	No.
14603-58540	2261	7
14603-76770	2163	4
14603-76780	2163	8
14603-79020	2061	11
14604-03110	2061	7
14604-03280	2061	10
14604-05190	2261	24
14604-06710	2163	4
	2263	10
14604-06720	2163	8
	2263	14
14604-69411	2263	1
14604-72100	2061	10
14604-83350	6000	21
14604-83540	6000	18
	6000	24
14604-83550	2280	26
	6000	26
14604-83561	2180	22
	2280	22
	6000	16
	6000	21
14604-87891	2165	1
	2264	1
14604-89170	2161	5
14604-89180	2161	5
14605-08390	2264	5
	2165	5
14605-08430	2180	27
14605-19750	2280	29
	6000	23
	6000	29
14700-03650	5000	5
14700-03660	5000	5
14700-03670	5000	5
14700-03680	5000	5
14700-03690	5000	5
14700-03700	5000	5
14700-03710	5000	5
14700-03720	5000	5

## PARTS INDEX

Parts No.	Fig. No.	No.
14700-03730	5000	5
14700-03740	5000	5
14700-03750	5000	5
14700-03760	5000	5
14700-03770	5000	5
14700-03780	5000	5
14700-03790	5000	5
14700-03800	5000	5
14700-03810	5000	5
14700-03820	5000	5
14700-03830	5000	5
14700-03840	5000	5
14700-03890	5000	5
14700-03900	5000	5
14700-03910	5000	5
14700-03920	5000	5
14700-03930	5000	5
14700-03940	5000	5
14700-03950	5000	5
14700-04020	5000	5
14700-04030	5000	5
14700-04040	5000	5
14700-04050	5000	5
14700-21940	5000	5
14700-21950	5000	5
14700-57100	5000	5
14700-57980	5000	5
14700-65650	5000	5
14700-73440	5000	5
14700-93740	5000	5
14700-94490	5000	5
14700-98010	5000	5
14701-00380	5000	5
14701-08600	5000	5
14701-11230	3630	2
14701-13840	5000	5
14701-17190	5000	5
14701-45160	5000	5
14701-61670	5000	5
14701-70670	2163	10

Parts No.	Fig. No.	No.
14701-70670	2263	16
14701-70680	2163	10
	2263	16
14701-70740	5000	5
14702-98130	5000	5
14703-18760	3640	1
14703-18770	3640	1
14703-18780	3640	1
14703-18790	3640	1
14703-18800	3640	1
14703-18810	3640	1
14703-18820	3640	1
14703-18830	3640	1
14703-18840	3640	1
14703-18850	3640	1
14703-18860	3640	1
14703-18870	3640	1
14703-18880	3640	1
14703-18890	3640	1
14703-18900	3640	1
14703-18910	3640	1
14703-18920	3640	1
14703-18930	3640	1
14703-18940	3640	1
14703-18950	3640	1
14703-18960	3640	1
14703-18970	3640	1
14703-18980	3640	1
14703-18990	3640	1
14703-84310	2163	9
	2263	15
14704-69850	3630	1
14704-69860	3630	1
14704-69870	3630	1
14704-69880	3630	1
14704-69890	3630	1
14704-69900	3630	1
14704-69910	3630	1
14704-69920	3630	1
14704-69930	3630	1

Parts No.	Fig. No.	No.
14704-69940	3630	1
14704-69950	3630	1
14704-69960	3630	1
14705-12140	2170	8
	2170	8
14705-14400	3640	1
14705-14401	3640	1-1
14705-14410	3640	1
14705-14411	3640	1-1
14705-14420	3640	1
14705-14421	3640	1-1
14705-14430	3640	1
14705-14431	3640	1-1
14705-14440	3640	1
14705-14441	3640	1-1
14705-14450	3640	1
14705-14451	3640	1-1
14705-14460	3640	1
14705-14461	3640	1-1
14705-14470	3640	1
14705-14471	3640	1-1
14705-14480	3640	1
14705-14481	3640	1-1
14705-14490	3640	1
14705-14491	3640	1-1
14705-14500	3640	1
14705-14501	3640	1-1
14705-14510	3640	1
14705-14511	3640	1-1
14705-14520	3640	1
14705-14521	3640	1-1
14705-14530	3640	1
14705-14531	3640	1-1
14705-14540	3640	1
14705-14541	3640	1-1
14705-14550	3640	1
14705-14551	3640	1-1
14705-14560	3640	1
14705-14561	3640	1-1
14705-14570	3640	1

Parts No.	Fig. No.	No.
14705-14580	3640	1
14705-14581	3640	1-1
14705-14590	3640	1
14705-14591	3640	1-1
14705-14600	3640	1
14705-14601	3640	1-1
14705-14610	3640	1
14705-14611	3640	1-1
14705-14620	3640	1
14705-14621	3640	1-1
14705-14630	3640	1
14705-14631	3640	1-1
14705-14640	3640	1
14705-14641	3640	1-1
14705-14650	3640	1
14705-14651	3640	1-1
14705-14660	3640	1
14705-14661	3640	1-1
14705-55870	5094	5
	5094	5
14705-55880	5094	5
	5094	5
14705-56480	5094	5
	5094	5
14705-57190	3630	2
14705-57430	3630	1
14705-57440	3630	1
14705-57450	3630	1
14705-57460	3630	1
14705-57470	3630	1
14705-57480	3630	1
14705-57850	3630	1
14705-57860	3630	1
14705-57870	3630	1
14705-57880	3630	1
14705-61480	3630	1
14705-64200	3630	3
14705-64210	3630	2
14705-64220	3630	3
14705-64230	3630	4

Parts No.	Fig. No.	No.
14705-64450	3630	1
14705-64460	3630	1
14705-65290	3630	1
14705-65300	3630	1
14705-65310	3630	1
14705-65320	3630	1
14705-65330	3630	1
14705-65760	3630	1
14705-65770	3630	1
14705-65780	3630	1
14705-65790	3630	1
14705-65800	3630	1
14705-65810	3630	1
14705-65820	3630	1
14705-65830	3630	1
14705-65840	3630	1
14705-65850	3630	1
14705-65860	3630	1
14705-65870	3630	1
14705-65880	3630	1
14705-65890	3630	1
14705-65900	3630	1
14705-65910	3630	1
14705-65920	3630	1
14705-65930	3630	1
14705-65940	3630	1
14705-65950	3630	1
14705-65960	3630	1
14705-65970	3630	1
14705-65980	3630	1
14705-65990	3630	1
14705-66000	3630	1
14705-66010	3630	1
14705-66030	3630	2
14705-71010	5000	5
14705-71020	5000	5
14705-71030	5000	5
14705-71040	5000	5
14705-71050	5000	5
14705-71060	5000	5

Parts No.	Fig. No.	No.
14705-71070	5000	5
14705-71080	5000	5
14705-71090	5000	5
14705-71100	5000	5
14705-71110	5000	5
14705-71120	5000	5
14705-71130	5000	5
14705-71140	5000	5
14705-71150	5000	5
14705-71160	5000	5
14705-71170	5000	5
14705-71180	5000	5
14705-71190	5000	5
14705-71200	5000	5
14705-71210	5000	5
14705-71220	5000	5
14705-71230	5000	5
14705-71240	5000	5
14705-71250	5000	5
14705-71260	5000	5
14705-71270	5000	5
14705-71280	5000	5
14705-71290	5000	5
14706-06990	3640	1
14706-06991	3640	1-1
14706-07620	3630	1
14800-24240	4800	2
	4800	2
14800-24250	4800	2
	4800	2
14800-24271	4800	2
14800-25931	5002	6
	5002	6
	5002	6
	5005	6
14800-34540	4800	2
14800-34580	1040	11
	1040	11
	1040	11
	1040	11



# PARTS INDEX

Parts No.	Fig. No.	No.
24300-07180	4810	19
24300-19710	4825	2
24300-19720	4825	3
	4825	3
24300-19740	4825	9
	4825	9
24300-19750	4825	10
	4825	10
24300-19760	4825	11
	4825	11-1
24300-19790	4825	17
	4825	17
24300-19800	4825	18
24300-20881	4823	23
	4823	23
	4823	16
24300-20890	4823	22
	4823	22
	4823	15
24300-21210	4825	25
24300-22610	4825	14
	4825	14
24300-22992	5003	1
	5006	1
24300-27360	4825	4
24300-33090	4823	21
	4823	14
	4823	21
24300-33150	5000	7
	5473	1
	5173	2
	5000	8
	5000	7
	5000	7
	4877	3
	5000	7
24300-34440	4823	17
	4823	10
	4823	17
24300-35242	4810	4

Parts No.	Fig. No.	No.
24300-35242	4810	4
24300-37133	4810	1
24300-37145	4810	1
24300-37962	4825	34
	4825	34
24300-37972	4825	35
	4825	35
24300-37981	4825	31
	4825	31
24300-37991	4825	32
	4825	32
24300-38010	4825	37
	4825	37
24300-38120	4825	1
24300-38130	4825	1
24300-38140	4825	16
24300-38200	4860	1
	4860	1
	4860	1-1
	4860	1
24300-38210	4860	4
	4860	4
	4860	4
	4860	4-1
24300-38220	4860	1
	4860	1-1
24300-38230	4860	4
	4860	4-1
24300-38240	1340	29
	4860	5
	4860	5
	4860	5
	1340	31
	5000	8
	4860	5
24300-38250	4860	7
	5000	10
	4860	7
	4860	7
	4860	7

Parts No.	Fig. No.	No.
24300-38250	1340	31
	1340	33
24300-38513	4824	9
	4824	9
	4824	9
24300-39140	4810	1
24300-39150	4810	1
24300-39160	4810	1
	4810	1-1
24300-39170	4810	1
	4810	1-1
24300-39180	4810	2
24300-42280	4862	1
24300-42310	4862	1
24300-42320	4862	1
24300-42350	4862	1
24300-42750	6010	11
	6010	11
24300-43150	4823	27
24300-43151	4823	27-1
	4823	27
24300-43160	4824	11
24300-44040	4825	15
	4825	15
24300-44720	4823	17
24700-01780	1093	12
	1093	11
	1093	11
	1093	11
	1093	11
	1093	12
	1093	11
24700-01850	1093	14
	1093	14
	1093	14
	1093	14
24700-02500	1093	10
	1093	10
24700-02510	1093	9
	1093	9
24700-02520	1093	17

Parts No.	Fig. No.	No.
24700-02530	1093	11
	1093	11
24700-02550	1093	15
	1093	15
24700-02560	1093	16
	1093	16
24700-03280	5473	7
24700-04080	5173	5
24700-04610	1093	6
	1093	5
	1093	5
	1093	6
	1093	5
	1093	6
	1093	5
24700-04811	5000	12
	5000	12
24700-04830	1093	9
	1093	9
	1093	9
	1093	9
24700-04900	5000	6
	5000	6
24700-05140	4810	16
	4810	15
	4810	16
24700-05710	5000	12
24700-07980	1093	19
	1093	19
24700-08050	4877	2
	4877	4
24700-09060	1093	8-1
	1093	8-1
24700-09470	4541	11
	4541	11
	4541	11
	4541	11
24700-09480	4541	12
	4541	12
	4541	12
	4541	12
	4541	12

Parts No.	Fig. No.	No.
24700-09500	1340	9
	1340	9
24700-10460	1093	22
	1093	17
	1093	22
	6012	2
	1093	17
24700-10480	6012	1
	1093	21
	1093	18
	1093	21
	1093	18
	1093	18
24700-10490	5000	12
	5000	12
24700-11160	5100	5
	5100	5
24700-11240	1093	7
	1093	7
	1093	7
	1093	7
24700-11500	1093	14
	1093	14
24700-11570	6012	1
24700-11860	5000	6
	5000	6
24700-12080	5473	5
24700-12090	5473	6
24700-12140	6010	14
	6010	14
24700-12150	6010	14
	6010	14
	6010	14
24700-12520	6010	22
	6010	22
24700-12550	1093	3
	1093	4
	1093	3
	1093	4
	1093	3
24700-12752	1093	7

Parts No.	Fig. No.	No.
24700-12752	1093	6
	1093	6
	1093	7
	1093	6
	1093	6
24700-12772	1093	7
	1093	6
	1093	6
	1093	6
	1093	7
24700-12782	1093	6
	1093	6
	1093	7
	1093	6
	1093	6
	1093	7
	1093	6
	1093	6
	1093	6
	1093	6
	1093	6
	1093	6
24700-12792	1093	6
	1093	6
	1093	7
	1093	6
	1093	6
	1093	6
	1093	6
	1093	6
	1093	6
24700-13110	1093	8
	1093	8
24700-13121	1093	3
	1093	3
24700-13130	1093	4
	1093	4
	1093	4
	1093	5
	1093	4
	1093	4
	1093	5
24700-13150	6010	22
	6010	22
24700-13190	1093	20
	1093	20
24700-13290	5100	5
	5100	5
24700-13490	1093	18

## PARTS INDEX

Parts No.	Fig. No.	No.
24700-13490	1093	16
	1093	13
	1093	18
	1093	16
	1093	16
	1093	13
	1093	16
24700-13530	5003	4
	5006	4
24700-13750	5473	6
	5473	5
24700-13760	5473	7
24700-13940	1093	8
	1093	8
24700-13950	1093	4
	1093	3
	1093	3
	1093	4
	1093	3
	1093	3
24700-14050	1093	7
	1093	7
24700-14070	1093	7
	1093	7
24700-14080	1093	7
	1093	7
24700-14090	1093	7
	1093	7
24700-14100	1093	3
	1093	3
24700-14110	1093	20
	1093	20
24700-14230	5173	5
24700-14283	1093	1
	1093	1
24700-15410	1093	6
	1093	6
	1093	6
	1093	6
24700-15420	1093	6

Parts No.	Fig. No.	No.
24700-15420	1093	6
	1093	6
	1093	6
24700-15430	1093	6
	1093	6
	1093	6
	1093	6
24700-15440	1093	6
	1093	6
	1093	6
	1093	6
24800-02301	5000	11
	5000	11
24800-63591	4824	5
	4824	5
	4824	7
24800-64830	4824	3
	4824	3
24800-65661	5173	6
24800-70230	4824	3
	4824	3
24800-70400	5000	13
	5000	9
	5000	9
	5000	9
	5000	9
24800-73240	5000	14
24800-81382	4860	14
	4860	15
	4860	15
	4860	14-1
	4860	15
24800-84490	4810	20
	4810	20
	4810	20
24800-85850	4810	20
	4810	20
	4810	20
24800-90530	5000	11
	5000	11

Parts No.	Fig. No.	No.
24800-93660	5000	27
	5000	25
24800-94222	6000	1
24800-94223	6000	1-1
24800-94232	6000	1
24800-94252	6000	1
	6000	1
	6000	1
24800-94253	6000	1-1
24800-94262	6000	1
	6000	1-1
	6000	28
24800-94272	6000	28
	6000	1
	6000	1-1
	6000	1
24800-94273	6000	1-1
24800-94282	6000	28
	6000	1
	6000	1
24800-94283	6000	1-1
24800-94292	6000	1
	6000	28
	6000	1-1
24800-94293	6000	1-1
24800-94302	6000	1-1
	6000	1
	6000	1
24800-94303	6000	1-1
24800-94312	6000	28
	6000	1-1
24800-94322	6000	1
24800-94323	6000	1-1
	6000	14
24800-94332	6000	28
	6000	1
24800-94342	6000	28
	6000	1-1
24800-94352	6000	1
	6000	1

Parts No.	Fig. No.	No.
24800-94353	6000	14
24800-94362	6000	28
	6000	1
	6000	1-1
24800-94372	6000	1
	6000	1
	6000	1-1
	6000	1-1
24800-94373	6000	1-1
	6000	14
24800-94382	6000	1
	6000	28
	6000	1
	6000	1-1
	6000	1-1
24800-94383	6000	1-1
24800-94392	6000	1
	6000	1-1
24800-94393	6000	14
	6000	1-1
24800-94402	6000	1
	6000	28
	6000	1
24800-94403	6000	1-1
24800-94412	6000	28
	6000	1-1
24800-94422	6000	1
	6000	1-1
24800-94423	6000	1-1
	6000	14
24800-94432	6000	1-1
	6000	1
24800-94442	6000	1-1
	6000	28
24800-94452	6000	1
	6000	28
	6000	1
24800-94453	6000	1-1
24800-94462	6000	28
	6000	1-1
24800-94472	6000	1

Parts No.	Fig. No.	No.
24800-94472	6000	1
	6000	1-1
24800-94473	6000	1-1
24800-94482	6000	1
	6000	1-1
	6000	28
24800-94492	6000	1
	6000	1
24800-94493	6000	1-1
	6000	14
24800-94502	6000	1
	6000	28
	6000	1
	6000	1-1
24800-94503	6000	1-1
24800-94512	6000	1
24800-94513	6000	1-1
24800-94522	6000	28
	6000	1
	6000	1
24800-94523	6000	1-1
24800-94532	6000	28
24800-94542	6000	1
24800-94543	6000	1-1
	6000	14
24800-94552	6000	28
	6000	1
24800-94572	6000	2
24800-94582	6000	2
	6000	2-1
24800-94592	6000	29
	6000	2
	6000	2-1
24800-94602	6000	2
	6000	2-1
	6000	29
24800-94612	6000	2
	6000	29
24800-94622	6000	29
	6000	2

Parts No.	Fig. No.	No.
24800-94622	6000	2-1
24800-94632	6000	2
	6000	2-1
	6000	29
24800-94642	6000	2
	6000	2-1
	6000	29
24800-94652	6000	2-1
	6000	29
	6000	2
24800-94662	6000	2-1
	6000	2
	6000	29
24800-94672	6000	29
	6000	2
24800-94692	6000	29
24800-94702	6000	29
24801-08830	5000	9
	5000	9
24801-09501	4865	1
24801-09511	4865	1
24801-09541	4865	1
24801-09551	4865	1
24801-09581	4865	2
24801-09591	4865	2
24801-10111	4851	2
	4851	2
	4851	2
	4851	2
	4851	2
	4851	2
24801-10152	4810	17
24801-10600	4860	8
24801-10601	4860	8
	4860	8-1
	4860	8
	4860	8
24801-10610	4860	8
	4860	8







## PARTS INDEX

Parts No.	Fig. No.	No.
31850-36250	2152	1
31850-36260	2152	1
31850-36270	2152	1
31850-36280	2152	1
31850-36290	2152	1
31850-36300	2152	1
31850-36310	2152	1
31850-36320	2152	1
31850-36330	2152	1
31850-36340	2152	1
31850-36370	2152	1
	2252	1
31850-36380	2152	1
	2252	1
31850-36390	2152	1
31850-36400	2152	1
	2252	1
31850-36410	2152	1
31850-36420	2152	1
	2252	1
31850-36430	2152	1
	2252	1
31850-36440	2152	1
	2252	1
31850-36450	2152	1
31850-36460	2152	1
	2252	1
31850-36470	2152	1
31850-36480	2252	1
	2152	1
31850-36490	2252	1
	2152	1
31850-36500	2152	1
	2252	1
31850-36510	2252	1
31850-36530	2252	1
31850-36540	2252	1
31850-43060	2054	1-1
	2254	1-1
31850-43110	2054	2-1

Parts No.	Fig. No.	No.
31850-43110	2254	2-1
31850-43160	2054	1-1
	2254	1-1
31850-43210	2254	2-1
	2054	2-1
31850-58000	2053	1
31850-58010	2053	1
31850-58020	2053	1
31850-58030	2053	1
31850-58040	2053	1
31850-58050	2053	1
31850-58060	2053	1
31850-58070	2053	1
31850-58080	2053	1
31850-58090	2053	1
31850-58100	2053	1
31850-58110	2053	1
31850-58120	2053	1
31850-58130	2053	1
31850-58140	2053	1
31850-58150	2053	1
31850-58160	2053	1
31850-58170	2053	1
31850-58180	2053	1
31850-58190	2053	1
31850-58200	2053	1
31850-58210	2053	1
31850-58220	2053	1
31850-58230	2053	1
31850-58240	2053	1
31850-58250	2053	1
31850-58400	2153	1
31850-58410	2153	1
31850-58420	2153	1
31850-58430	2153	1
31850-58440	2153	1
31850-58450	2153	1
31850-58460	2153	1
31850-58470	2153	1
31850-58480	2153	1

Parts No.	Fig. No.	No.
31850-58490	2153	1
31850-58500	2153	1
31850-58510	2153	1
31850-58520	2153	1
31850-58610	2153	1
31850-58620	2153	1
31850-58630	2153	1
31850-58640	2153	1
31850-58650	2153	1
31850-58660	2153	1
31850-58670	2153	1
31850-58680	2153	1
31850-58690	2153	1
31850-58700	2153	1
31850-58710	2153	1
31850-58720	2153	1
31850-58730	2153	1
31850-61780	2053	2
31850-61790	2053	2
31850-61800	2053	2
31850-61810	2053	2
31850-61820	2053	2
31850-61830	2053	2
31850-61840	2053	2
31850-61850	2053	2
31850-61860	2053	2
31850-61870	2053	2
31850-61880	2053	2
31850-61890	2053	2
31850-61900	2053	2
31850-61910	2053	3
31850-61920	2053	3
31850-61930	2053	3
	2153	3
31850-61940	2053	3
31850-61950	2053	3
	2153	3
31850-61960	2053	3
	2153	3
31850-61970	2153	3

Parts No.	Fig. No.	No.
31850-61980	2153	3
	2053	3
31850-61990	2053	3
31850-62000	2053	3
31850-62010	2053	3
31850-62020	2053	3
31850-62030	2053	3
31850-62040	2153	2
31850-62050	2153	2
31850-62060	2153	2
31850-62070	2153	2
31850-62080	2153	2
31850-62090	2153	2
31850-62100	2153	2
31850-62110	2153	2
31850-62120	2153	2
31850-62130	2153	2
31850-62140	2153	2
31850-62150	2153	2
31850-62160	2153	2
31850-62190	2153	3
31850-62200	2153	3
31850-62210	2153	3
31850-62220	2153	3
31850-62230	2153	3
31850-62240	2153	3
31850-62250	2153	3
31850-62260	2153	3
31850-62350	2053	5
	2053	5
31850-62360	2153	9
	2153	10
	2053	9
	2053	9
	2053	10
31850-62450	2053	5
	2053	5
	2153	5
	2153	7
31850-62460	2053	12

Parts No.	Fig. No.	No.
31850-62460	2153	13
31850-62470	2053	13
	2153	14
31850-62500	2053	2
31850-62510	2053	2
31850-62520	2053	2
31850-62530	2053	2
31850-62540	2053	2
31850-62550	2053	2
31850-62560	2053	2
31850-62570	2053	2
31850-62580	2053	2
31850-62590	2053	2
31850-62600	2053	2
31850-62610	2053	2
31850-62620	2053	2
31850-62630	2053	3
31850-62640	2053	3
	2153	3
31850-62650	2153	3
	2053	3
31850-62660	2053	3
31850-62670	2053	3
	2153	3
31850-62680	2053	3
	2153	3
31850-62690	2053	3
	2153	3
31850-62700	2053	3
	2153	3
31850-62710	2053	3
31850-62720	2053	3
	2153	3
31850-62730	2053	3
31850-62740	2053	3
31850-62750	2053	3
31850-62760	2153	2
31850-62770	2153	2
31850-62780	2153	2
31850-62790	2153	2

Parts No.	Fig. No.	No.
31850-62800	2153	2
31850-62810	2153	2
31850-62820	2153	2
31850-62830	2153	2
31850-62840	2153	2
31850-62850	2153	2
31850-62860	2153	2
31850-62870	2153	2
31850-62880	2153	2
31850-62920	2153	3
31850-62930	2153	3
31850-62940	2153	3
31850-62950	2153	3
31850-62960	2153	3
31850-62970	2153	3
31850-63070	2053	5
	2053	5
	2153	5
31850-63080	2053	11
	2053	11
	2153	12
31850-63090	2053	12
	2053	12
	2153	13
31850-63270	2254	18
	2054	18
	2254	18
	2254	18
	2254	18
	2154	18
	2154	18
	2054	18
	2054	18
	2054	18
31850-63290	2254	18
	2054	18
	2054	18
	2154	18
	2154	18
	2254	18

# PARTS INDEX

Parts No.	Fig. No.	No.
31851-10450	2253	9
31851-10690	2253	14
31851-10700	2253	15
31851-10720	2152	9
	2152	9
31851-12370	2053	10
	2053	7
31851-17560	2053	3
31851-17570	2053	3
31851-17580	2053	3
31851-17590	2053	3
31851-17600	2053	3
31851-17610	2053	3
31851-17620	2053	3
31851-17630	2053	3
31851-17640	2053	3
31851-17650	2053	3
31851-17660	2053	3
31851-17840	2053	11
	2053	7
31851-18230	2053	2
31851-18240	2053	2
31851-18250	2053	2
31851-18260	2053	2
31851-18270	2053	2
31851-18280	2053	2
31851-18290	2053	2
31851-18300	2053	2
31851-18310	2053	2
31851-18320	2053	2
31851-18330	2053	2
31851-20950	2153	3
31851-20960	2153	3
31851-20970	2153	3
31851-20980	2153	3
31851-20990	2153	3
31851-21000	2153	3
31851-21010	2153	3
31851-21020	2153	3
31851-21030	2153	3

Parts No.	Fig. No.	No.
31851-21040	2153	3
31851-21050	2153	3
31851-21060	2153	3
31851-21070	2153	3
31851-21170	2153	4
31851-21180	2153	4
31851-21190	2153	4
31851-21200	2153	4
31851-21210	2153	4
31851-21220	2153	4
31851-21230	2153	4
31851-21240	2153	4
31851-21250	2153	4
31851-21260	2153	4
31851-21270	2153	4
31851-21280	2153	4
31851-21290	2153	4
31851-23980	2253	3
31851-23990	2253	3
31851-24000	2253	3
31851-24010	2253	3
31851-24020	2253	3
31851-24030	2253	3
31851-24040	2253	3
31851-24050	2253	3
31851-24060	2253	3
31851-24070	2253	3
31851-24080	2253	3
31851-24090	2253	3
31851-24100	2253	3
31851-28490	2153	11
	2253	18
31851-28500	2153	12
31851-28510	2253	11
31851-28520	2253	12
31851-28530	2253	10
31851-28540	2253	7
31851-28630	2053	4
	2053	4
	2053	4

Parts No.	Fig. No.	No.
31851-28630	2053	4
	2053	4
	2153	4
	2153	6
31851-28640	2053	4
	2053	4
	2153	4
	2153	6
31851-28670	2153	7
	2053	5
31851-28730	2253	6
31851-28940	2253	17
31851-28950	2253	13
31851-28970	2053	6
	2053	6
	2153	6
	2153	8
31851-28980	2053	6
	2053	6
	2053	6
	2053	6
	2053	6
	2153	6
	2153	6
	2153	8
31851-28990	2253	8
31851-29140	2253	20
31851-29170	2253	19
31851-29180	2053	8
	2153	10
31851-29190	2053	8
	2153	10
31851-29570	2153	5
31851-29580	2153	5
31851-29590	2153	5
31851-29600	2153	5
31851-29610	2153	5
31851-29620	2153	5
31851-29630	2153	5
31851-29640	2153	5
31851-29650	2153	5

Parts No.	Fig. No.	No.
31851-29670	2153	5
31851-29680	2153	5
31851-29690	2153	5
31851-30060	2153	10
	2153	9
31851-30070	2153	10
	2153	9
31851-30080	2053	7
	2153	10
	2153	9
31851-30090	2153	10
	2153	9
31851-30100	2153	10
	2153	9
31851-30110	2153	11
	2153	9
31851-30120	2153	9
	2153	11
31851-30130	2153	11
	2153	9
31851-30800	2152	2
31851-30810	2152	2
	2152	2
31851-30820	2152	2
	2152	2
31851-30830	2152	2
	2152	2
31851-30840	2152	2
	2152	2
31851-30850	2152	2
	2152	2
31851-30860	2152	2
	2152	2
31851-30870	2152	2
	2152	2
31851-30880	2152	2
	2152	2
31851-30890	2152	2
	2152	2
31851-30900	2152	2

Parts No.	Fig. No.	No.
31851-30900	2152	2
31851-30910	2152	2
	2152	2
31851-30920	2152	2
	2152	2
31851-30930	2152	2
	2152	2
31851-30940	2152	2
31851-30950	2152	2
31851-31090	2152	3
31851-31100	2152	3
	2152	3
31851-31110	2152	3
	2152	3
31851-31120	2152	3
	2152	3
31851-31130	2152	3
	2152	3
31851-31140	2152	3
	2152	3
31851-31150	2152	3
	2152	3
31851-31160	2152	3
	2152	3
31851-31170	2152	3
	2152	3
31851-31180	2152	3
	2152	3
31851-31190	2152	3
	2152	3
31851-31200	2152	3
	2152	3
31851-31210	2152	3
	2152	3
31851-31220	2152	3
	2152	3
31851-31230	2152	3
31851-31240	2152	3
31851-31380	2252	2
	2252	2

Parts No.	Fig. No.	No.
31851-31390	2252	2
	2252	2
31851-31400	2152	2
	2152	2
	2252	2
	2252	2
31851-31410	2252	2
	2152	2
	2252	2
31851-31420	2152	2
	2152	2
31851-31430	2152	2
	2152	2
	2252	2
	2252	2
31851-31440	2152	2
	2152	2
31851-31450	2152	2
	2152	2
	2252	2
	2252	2
31851-31460	2252	2
	2252	2
	2152	2
31851-31470	2152	2
	2252	2
	2252	2
	2152	2
31851-31480	2152	2
	2152	2
31851-31490	2252	2
	2252	2
	2152	2
31851-31500	2152	2
	2152	2
31851-31510	2152	2
	2152	2

# PARTS INDEX

Parts No.	Fig. No.	No.
31851-31510	2252	2
	2252	2
31851-31520	2152	2
	2152	2
	2252	2
	2252	2
31851-31530	2152	2
	2152	2
	2252	2
	2252	2
	2252	2
31851-31540	2152	2
	2252	2
	2252	2
31851-31550	2152	2
	2252	3
31851-31620	2252	3
	2252	3
31851-31630	2252	3
	2252	3
	2252	3
31851-31640	2152	3
	2152	3
31851-31650	2252	3
	2252	3
	2152	3
	2252	3
31851-31660	2252	3
	2152	3
	2152	3
31851-31670	2252	3
	2152	3
31851-31680	2152	3
	2252	3
	2152	3
31851-31690	2152	3
	2252	3
31851-31700	2252	3
	2252	3
	2152	3
	2152	3
	2152	3

Parts No.	Fig. No.	No.
31851-31700	2252	3
	2252	3
31851-31710	2252	3
	2252	3
	2152	3
	2152	3
31851-31720	2152	3
	2152	3
	2152	3
31851-31730	2252	3
	2152	3
31851-31740	2152	3
	2252	3
	2152	3
31851-31750	2152	3
	2152	3
31851-31760	2252	3
	2252	3
	2252	3
	2152	3
31851-31770	2252	3
	2152	3
	2152	3
	2252	3
31851-31780	2252	3
	2252	3
	2152	3
31851-31790	2152	3
	2053	8
31851-32200	2053	7
	2152	7
	2252	7
31851-31700	2152	7
	2152	7
	2152	7
	2152	7
	2152	7

Parts No.	Fig. No.	No.
31851-32200	2053	7
	2053	7
31851-32210	2152	8
	2153	8
	2153	9
	2252	8
31851-32440	2152	10
	2152	11
	2152	6
31851-32490	2152	6
	2152	9
31851-32540	2252	9
	2252	9
	2152	9
31851-32550	2152	10
	2252	10
31851-32560	2252	11
	2152	11
	2253	16
31851-33090	2253	4
	2253	4
31851-33110	2253	4
	2253	4
31851-33120	2253	4
	2253	4
31851-33130	2253	4
	2253	4
31851-33140	2253	4
	2253	4
31851-33150	2253	4
	2253	4
31851-33160	2253	4
	2253	4
31851-33170	2253	4
	2253	4
31851-33180	2253	4
	2253	4
31851-33190	2253	4
	2253	4
31851-33200	2253	4
	2253	4
31851-33210	2253	4
	2253	4
31851-33220	2253	5
	2253	5
31851-33230	2253	5
	2253	5

Parts No.	Fig. No.	No.
31851-33250	2253	5
	2253	5
31851-33260	2253	5
	2253	5
31851-33270	2253	5
	2253	5
31851-33280	2253	5
	2253	5
31851-33290	2253	5
	2253	5
31851-33300	2253	5
	2253	5
31851-33310	2253	5
	2253	5
31851-33320	2253	5
	2253	5
31851-33330	2253	5
	2253	5
31851-33340	2253	5
	2252	7
31851-34220	2252	7
	2252	6
31851-34290	2252	6
	2152	6
31851-34300	2152	6
	2252	5
	2152	5
31851-34310	2252	5
	2152	5
	2152	5
31851-34310	2152	4
	2152	4
	2152	4
	2152	4
31851-36390	2152	11
	2152	11
31851-36400	2252	11
	2152	10
31851-36430	2152	10
	2252	10
31851-36440	2152	10
	2254	8
31851-37060	2254	8
	2254	8
31851-37060	2254	8
	2254	8
31851-37060	2254	8
	2154	8

Parts No.	Fig. No.	No.
31851-37060	2154	8
	2154	8
	2054	8
	2054	8
	2054	8
31851-37170	2054	3
	2254	3
	2254	3
31851-37180	2154	3
	2054	3
	2054	3
31851-37190	2154	4
	2154	4
	2254	4
	2254	4
31851-37190	2054	3
	2254	3
	2254	3
31851-37200	2154	3
	2054	3
	2154	3
31851-37200	2254	4
	2054	4
	2254	4
	2254	4
	2154	4

Parts No.	Fig. No.	No.
31851-37200	2054	4
	2054	4
31851-37350	2054	17
	2254	17
31851-37440	2054	17
	2254	17
31851-37450	2154	17
	2254	17
	2154	17
31851-37530	2054	17
	2054	17
	2054	17
31851-37540	2154	17
	2154	17
	2154	17
	2154	17
31851-37610	2154	17
	2154	17
31851-37660	2254	13
	2054	13
	2054	13
31851-37660	2054	13
	2054	13
	2054	13
31851-37660	2054	13
	2154	13
	2154	13
31851-37660	2154	13
	2254	13
	2254	13
31851-37660	2254	13
	2254	13
	2054	13





## PARTS INDEX

Parts No.	Fig. No.	No.
35620-00020	5000	8
	5000	9
	5000	8
35810-06100	4810	11
	4810	11
	4810	11
35810-06220	4810	11
35810-06230	4810	11
	4810	11-1
	4810	11
35810-63260	4810	11
	4810	11
	4810	11
35810-63420	4410	3
35810-63421	4410	3-1
35820-00000	4851	8
	5000	12
	5000	12
	5000	12
	5000	12
	4877	3
	4851	8-1
	4851	8-1
	4851	8
	4851	8-1
	4851	8
	4851	8
	5000	9
	4851	8
35820-00670	4810	13
35820-00680	4810	13
35820-02250	4810	18
	4810	17
	4810	18
	4810	18
	4810	17
	4851	11
	4851	11
	4851	11

Parts No.	Fig. No.	No.
35820-02470	5473	10
36010-01220	4851	6
	4851	6
	4851	6
	4851	6
	4851	6
	4851	6
	4851	6
	4851	6
36010-01800	4410	10
36410-00180	5000	4
36410-00410	5000	6
36410-07330	4889	1
	4889	5
	4889	5
	4889	5
	4889	1
36410-07390	4889	3
	4889	7
	4889	3
	4889	7
	4889	7
36410-07420	4861	16-1
	4861	16
36410-07570	4861	7
	4861	1
	4861	1
	4861	7
36420-02420	5000	8
	5000	8
36420-02430	5000	8
	5000	8
36420-02580	5000	5
	5000	5
36420-02880	5000	7
	5000	7
36420-07800	6010	19
	6010	19
36430-00390	4861	9
	4861	9
	4861	9
	4861	9
36430-00400	4861	8
	4861	8

Parts No.	Fig. No.	No.
36430-00400	4861	8
	4861	8
36430-00410	4861	10
	4861	10
	4861	10
	4861	10
	4861	10
	4861	10
36430-00590	5000	5
	5000	5
36430-00820	4889	8
	4889	4
	4889	4
	4889	8
36430-00830	4889	2
	4889	6
	4889	2
	4889	6
	4889	6
36610-00690	4895	1
	4861	1
36611-00000	1310	3
36620-00100	4877	1-3
	4877	1-3
36620-00431	4877	1
36630-00160	5000	6
36690-02170	4877	1
37010-03790	4852	2
37010-10890	4810	6
	4810	6
	4810	6
37010-10900	4810	6
	4810	6
37010-21130	4852	2
	4852	2
37420-15080	5002	13
	5002	13
	5002	13
	5005	11
37450-10090	5002	7
	5002	7
	5002	7
	5005	7

Parts No.	Fig. No.	No.
37450-10100	5002	9
	5005	8
	5002	9
37920-00000	1015	9
	1015	21
	1015	9
37920-00380	1015	12
	1015	29
37940-00230	4852	3
	4852	3
37940-00240	4852	3
	4852	3
	4852	3
37940-00250	4823	20
37990-03500	2259	16
	2158	19
	2158	14
	2158	19
	2158	14
	2158	14
	2180	31
	2259	16-1
	2259	13
	2259	13-1
	2280	32
	6000	13
	2080	18
	6000	27
	2080	18
	6000	13
	2059	6
	2059	6
	2080	18
	2059	6-1
	2059	6-1
	2059	6
	2059	6-1
	2059	6
	2059	6-1
	2059	6-1

Parts No.	Fig. No.	No.
37990-03500	2080	18
	2080	18
	2080	21
	2080	21
	2080	18
	2059	6
37990-03940	5002	19
	5002	19
	5005	17
	5002	19
37990-20100	1500	9
37990-45320	5472	2
	5002	21
	5002	21
	5002	21
	5005	19
	5471	5
	5471	2
	5472	5
37990-47990	1010	6
	1010	6
	1010	6
	1010	6
	1010	6
38090-00300	4823	8-2
	4823	8
38510-24950	4800	1
38530-01010	6010	17
38540-00300	4852	2
	4852	2
38540-00310	4852	2
	4852	2
38540-00510	1093	13
	1093	8
	1093	8
	1093	13
38540-00520	1093	12
	1093	12
	1093	12
	1093	12

Parts No.	Fig. No.	No.
38540-00630	1093	12
	1093	12
	1093	12
	1093	12
38790-00590	1310	4
38910-03850	5002	14
	5002	14
	5002	14
	5005	12
38910-04860	6010	21
	6010	21
38920-00530	4862	8
	4862	8
	4862	6
38920-00550	1311	21
38920-00700	4862	12
	4862	8
	4862	12
39110-00880	5005	16
	5002	18
	5002	18
	5002	18
39110-00960	4400	20
39110-00980	4400	20
39110-01200	4851	3
	4851	3
	4851	3
	4851	3
39110-01350	4851	4
	4851	4
	4851	4
	4851	4
39520-00600	2170	23
	2170	23
39530-02180	4401	7
	4401	6

## PARTS INDEX

Parts No.	Fig. No.	No.
39530-02180	4401	7
	4401	7
39530-02300	6011	2
39530-02500	6010	2
	6010	2
39530-02510	6011	2
39530-02640	4860	13
	4860	14
	4860	14
	4860	14
	5471	7
	5472	7
39530-02650	4860	14
	5472	7
	4860	14
	4860	14
	4860	13
	5471	7
39530-02750	5471	12
	5472	12
50000-03260	5064	4
50000-03340	5064	5
50000-03350	5064	5
50000-07660	5000	2
	5000	15
	5000	15
	5000	15
50000-37010	5000	1
50000-37011	5000	1-1
50000-54780	1093	24
	1093	24
50000-70150	1340	13
	1340	9
50000-70190	1340	1
50000-70191	1340	1-1
50000-70200	1340	1
50000-70201	1340	1-1
50000-70220	1340	1
50000-70221	1340	1-1

Parts No.	Fig. No.	No.
50000-70230	1340	1
50000-70231	1340	1-1
50000-78610	1340	11
	1340	7
	1340	11
	1340	7
50000-78620	1340	12
	1340	8
	1340	12
	1340	8
50000-87992	1350	2
50000-87993	1350	2-1
50000-87994	1350	2-2
50000-87995	1350	2-3
50000-88011	1350	4
50000-88020	1350	5
50000-88031	1350	6
50000-90030	1350	27
50001-10481	4823	1
50001-10482	4823	1-1
50001-10483	4823	1-2
50001-10484	4823	1-3
50001-10485	4823	1-4
50001-10490	4823	2
	4823	2
	4823	2
50001-10491	4823	2-1
	4823	2-1
50001-10511	4823	3
50001-10512	4823	3-1
50001-10513	4823	3-2
	4823	3
50001-10520	4824	1
	4824	1
50001-10530	4824	1
	4824	1
50001-10540	4823	15
50001-10541	4823	15-1
	4823	15
50001-10570	4824	2

Parts No.	Fig. No.	No.
50001-10570	4824	2
	4824	2
50001-13520	1350	7
50001-16582	1012	11
	1012	11
50001-16591	1012	5
	1012	5
	1012	5
	1012	5
50001-19370	1040	9
50001-19371	1040	9
	1040	9-1
50001-19571	1012	14
50001-19572	1012	14-1
50001-19573	1012	14-2
	1012	14
50001-21341	1350	1
50001-21351	1350	3
50001-21610	1040	1
	1040	1
	1040	1
50001-21620	1040	1
	1040	1
	1040	1
	1040	1
50001-21630	1040	1
	1040	1
	1040	1
	1040	1
50001-21640	1040	1
	1040	1
50001-21641	1040	1
50001-21642	1040	1
50001-22090	1060	1
50001-22092	1060	1-1
	1060	1
50001-22100	1060	1
50001-22102	1060	1-1
	1060	1

Parts No.	Fig. No.	No.
50001-22150	1011	9
	1014	0
	1011	9
50001-22191	1015	1
50001-22192	1015	1-1
50001-22193	1015	1-2
50001-22201	1015	1
50001-22202	1015	1-1
50001-22203	1015	1-2
50001-22320	1060	23
	1060	23
	5101	13
50001-22341	1012	13
50001-22342	1012	13
	1012	13-1
50001-23080	4811	7
	4811	7
50001-23440	1012	7
	1012	7
	1012	7
	1012	7
	1012	7
50001-23891	1500	2
50001-24090	1320	1
50001-25380	1014	1
	1014	1
	1014	1
50001-25400	1014	1
	1014	1
	1014	1
	1014	1
50001-25410	1014	1
	1014	1
50001-27071	1014	21
	1014	21
	1014	21
50001-27081	1014	21
50001-27082	1014	21-1
50001-27091	1014	24
	1014	24
	1014	24
50001-27101	1014	24

Parts No.	Fig. No.	No.
50001-27102	1014	24-1
50001-27461	1010	1
50001-27462	1010	1-1
50001-27463	1010	1-2
50001-27464	1010	1-3
	1010	1
50001-27471	1010	1
50001-27472	1010	1-1
50001-27473	1010	1-2
50001-27760	1015	1
50001-28081	1012	17
50001-28082	1012	17-1
50001-28083	1012	17-2
50001-28084	1012	17-3
	1012	17
	1012	17
	1012	17
50001-29080	5013	4
50001-29092	5013	0
	5013	0
50001-29110	5013	0
	5013	0
50001-29121	5013	0
	5013	0
50001-30050	1011	9
	1011	9
50001-30160	5060	1
50001-30161	5060	1-1
50001-30170	5060	1
50001-30171	5060	1-1
50001-30190	5000	1
50001-30191	5000	1-1
	5000	1
50001-30200	5000	1
50001-30201	5000	1-1
	5000	1
50001-31590	5012	1
50001-32100	5000	1
50001-32101	5000	1-1
	5000	1

Parts No.	Fig. No.	No.
50001-32110	5000	1
50001-32111	5000	1-1
	5000	1
50001-32280	5060	11
50001-32330	5011	3
50001-32360	5011	2
50001-32380	5103	1
50001-32381	5103	1-1
50001-32382	5103	1-2
50001-32430	5002	10
	5002	10
	5002	10
50001-32510	1015	8
	1015	8
50001-32511	1015	8-1
	1015	8
	1015	8-1
50001-32650	5001	21
50001-32651	5001	21-1
	5001	21
50001-32660	5001	21
50001-32661	5001	21-1
	5001	21
50001-32680	5001	21
50001-32681	5001	21-1
50001-32682	5001	21-2
50001-32831	1093	1
	1093	1
50001-33210	1010	1
50001-33211	1010	1-1
50001-33212	1010	1-2
50001-33213	1010	1-3
50001-33220	1010	1
50001-33221	1010	1-1
50001-33222	1010	1-2
50001-33241	1012	0
	1012	0
50001-33251	1012	0
	1012	0
50001-37090	5000	13

## PARTS INDEX

Parts No.	Fig. No.	No.
50001-37091	5000	13
	5000	13-1
50001-37100	5000	13
50001-37101	5000	13-1
	5000	13
50001-37930	1010	1
50001-37931	1010	1-1
50001-37940	1010	1
50001-37941	1010	1-1
50001-37971	1015	0
50001-37981	1015	0
50001-38011	1015	1
50001-38021	1015	1
50001-38560	1010	1
50001-38561	1010	1-1
50001-38570	1010	1
50001-38571	1010	1-1
50001-38610	1014	1
50001-38620	1014	1
50001-39610	1350	25
50001-40730	1340	8
	1340	8
50001-40740	1340	9
50001-40750	1340	1
50001-40751	1340	1-1
50001-40760	1340	1
50001-40761	1340	1-1
50001-40770	1340	7
	1340	7
50001-42420	5094	10
	5094	10
50001-42430	5094	2
	5094	2
50001-42440	5094	2
	5094	2
50001-42450	5094	5
	5094	5
50001-42460	5094	5
	5094	5
50001-43900	1551	0

Parts No.	Fig. No.	No.
50001-43901	1551	0-3
50001-43910	1551	0
50001-43911	1551	0
50001-46710	1012	11
	1012	11
50001-47420	1012	5
	1012	5
50001-48610	1012	1
	1012	1
	1012	1
50001-50420	5094	1
	5094	1
50001-51220	5011	5
50001-51230	5011	6
50001-51240	5011	7
50001-51600	5011	4
50001-52610	1012	1
	1012	1
50001-52630	1012	1
	1012	1
50001-53990	5100	8
	5100	8
50001-60560	1093	1
	1093	1
50001-63360	1011	9-1
	1011	9
50001-64110	1040	26
	1040	26
	1040	9
	1040	26
50001-64140	1011	9-1
	1011	9
50001-70980	5094	2
	5094	2
50001-73330	1320	1-1
50001-83870	1310	5
50001-84750	5012	1
	5012	1-1
50001-88120	5100	7
	5100	7

Parts No.	Fig. No.	No.
50001-93980	5002	10
	5002	10-1
	5002	10
50001-96070	5100	7-1
	5100	7
50002-02650	5012	1-1
	5012	1
50002-02890	5094	1-1
	5094	1
50002-07460	1140	2
50002-07470	1140	3
50002-07480	1140	2
50002-11750	5100	5-1
	5100	5
50002-11760	5100	5-1
	5100	5
50002-12890	1140	1
50002-12900	1140	1
50002-12910	1140	2
50002-12940	1140	3
50002-13120	1230	29
50002-13130	1230	29
50002-13140	1230	29
50002-16390	1010	1
	1010	1-1
	1010	1
50002-16400	1010	1
50002-16401	1010	1
	1010	1-1
50002-16430	1010	1
	1010	1
	1010	1-1
50002-16440	1010	1
50002-18950	1140	1
50002-18960	1140	1
50002-18970	1140	1
50002-18980	1140	1
50002-20421	1500	11
50002-20422	1500	11-1
50002-31930	5064	8

Parts No.	Fig. No.	No.
50002-40093	1015	2
	1015	2
	1015	2
50002-41940	1014	1-1
	1014	1-1
	5013	4-1
	5013	4
50002-43620	1230	26-1
50002-43780	1230	27
50002-51632	1015	6
	1015	6
	1015	6
50002-52610	1014	3-1
	1014	3-1
50002-52730	4877	3
50002-53772	1015	7
	1015	7
	1015	7
50002-58530	1551	0
50002-58531	1551	0-2
50002-63970	1230	30
50002-63980	1230	30
50002-63990	1320	27-1
50002-67760	1556	1
	1556	1-2
50002-67770	1556	1
	1556	1-2
50002-67790	1556	2
	1556	2-2
50002-67800	1556	2
	1556	2-2
50002-68720	1140	1
50002-72440	1015	23
	1015	23
	1015	23
50002-73360	1140	1
50002-73370	1140	1
50002-73380	1140	2
50002-76940	1015	5
	1015	5

Parts No.	Fig. No.	No.
50002-76940	1015	5
50002-83130	1140	1
50003-27520	1093	17
	1093	19
	1093	17
	1093	19
50003-27530	1093	17
	1093	19
	1093	17
	1093	19
50003-87411	1040	9
	1040	9-2
50003-90900	2061	23
50003-91590	4895	2
50003-91620	4895	2
50003-97481	1012	14
	1012	14
50003-97510	1012	28
	1012	28
50004-00590	5000	2
	5000	2-1
50004-00591	5000	2-2
50004-14030	5103	1
50004-20410	4889	9
	5101	1
	5101	1
50004-20420	4889	10
	5101	2
	5101	2
50004-20961	5101	3
	5101	3
50004-20971	5101	5
	5101	5
50004-33090	1093	4-1
	1093	4-1
50004-34390	1093	4-1
	1093	4-1
50004-37510	1093	8-1
	1093	8-1
50004-41640	1010	1-3

Parts No.	Fig. No.	No.
50004-41641	1010	1-4
50004-47300	1010	1
50004-50230	1010	1-3
50004-50231	1010	1-4
50004-51370	5000	1
	5000	1
50004-51400	5000	14
	5000	14
50004-51410	5000	19
	5000	2
	5000	19
	5000	19
	5000	19
50004-51480	5000	3
	5000	3
50004-54920	5000	1
	5000	1
50004-58720	1010	1-2
50004-58730	1010	1
	1010	1-1
	1010	1-2
50004-58820	1015	0
50004-58830	1015	1
50004-58840	1010	1-2
50004-65050	1093	10-1
	1093	10-1
	1093	10-1
	1093	5
	1093	10-1
	1093	5
	1093	10-1
	1093	10-1
50004-65060	1093	4
	1093	9-1
	1093	8-1
	1093	8-1
	1093	4
	1093	9-1
	1093	8-1
	1093	8-1



## PARTS INDEX

Parts No.	Fig. No.	No.
50004-65080	1093	12
	1093	17-1
	1093	12
	1093	17-1
50004-65090	1093	11-1
	1093	6
50004-65100	1093	11-1
	1093	6
	1093	14-1
50004-65110	1093	9
	1093	12-1
	1093	7
	1093	7
50004-65120	1093	12-1
	1093	10
	1093	15-1
	1093	10
50004-65130	1093	11
	1093	16-1
	1093	16-1
	1093	11
50004-65140	1093	6-1
	1093	3
	1093	6-1
	1093	3
50004-65160	1093	15-1
	1093	15-1
	1093	15-1
	1093	15-1
50004-65170	1093	14-1
	1093	14-1
	1093	14-1
	1093	14-1
50004-65180	1093	11-1
	1093	11-1
	1093	11-1
	1093	11-1

Parts No.	Fig. No.	No.
50004-65190	1093	5-1
	1093	5-1
	1093	5-1
	1093	5-1
50004-65220	1093	18
	1093	20
50005-15781	1093	20
	1093	18
	4823	3
50005-27551	1093	23
	1093	23
50005-60450	1350	12-1
	1350	12-2
50005-60452	1350	12-2
	1350	28
50005-60460	1350	28
	1350	28-1
50005-60462	1350	28-1
	1350	29
50005-60470	1350	29
	1350	30
50005-60480	1350	30
	1311	11-1
50005-74151	1311	11-1
	1012	13
50005-80860	1012	13
	1012	13
50005-95680	5001	21
	1012	0-5
50005-98140	1012	0-5
	1012	0-5
50006-06450	1012	30
	1012	30
50006-06460	1012	31
	1012	31
50006-06470	1012	32
	1012	32
50006-07370	1011	17-2
	1011	17-2
50006-13990	1040	9
	1014	7
50006-17900	1014	7
	1014	12
50006-17940	1014	12
	1014	12
50006-17980	1014	12
	1014	12
50006-18050	1014	36
	1012	10
50006-18070	1012	10
	1012	11
1012	11	

Parts No.	Fig. No.	No.
50006-18090	1060	10
	5001	29
	5103	11
50006-18100	1060	15
	1060	16
50006-18110	1060	16
	1060	19
50006-18120	1060	19
	1060	20
50006-18130	1060	20
	1015	1
50006-21000	1015	1
	1015	1
50006-21010	1015	1
	1015	1
50006-21020	1015	1
	1040	10
50006-39470	1040	10
	1340	1
50006-41731	1340	1
	1340	1
50006-41741	1340	1
	1340	1
50006-41761	1340	1
	1340	1
50006-41771	1340	1
	1340	1
50006-41861	1340	1
	1340	1
50006-41871	1340	1
	1340	1
50006-41881	1340	1
	1340	1
50006-41891	1340	1
	1340	1
50006-41921	1340	1
	1340	1
50006-41931	1340	1
	1340	1
50006-41941	1340	1
	1340	1
50006-41951	1340	1
	1093	1
50006-42691	1093	1
	1093	1
50006-44560	1093	14
	1093	14
50006-45240	1014	7
	1014	7
50006-45250	1014	12
	1014	12
50006-45280	1012	1-1
	1012	1
50006-45290	1012	1
	1012	3
1012	3-1	

Parts No.	Fig. No.	No.
50006-45320	1014	30
	1014	30
	1014	30
	1014	30
50006-45330	1014	33
	1014	33
50006-47300	1014	33
	1014	33
	1014	33
	1010	1-5
50006-47560	1014	37
	1014	37
50006-47570	1014	37
	1014	37
	1014	38
	1014	38
50006-47590	1014	5
	1014	5
50006-50080	4862	2
	4862	2
50006-50090	4862	2
	4862	2
50006-50100	4862	5
	4862	5
50006-53730	1014	3
	1014	3
	1014	3
	1014	3
50006-62470	1014	4
	1014	4
50006-62680	1014	4
	1014	4
	1014	18
	1014	18
50006-62710	1014	18
	1014	18
	1014	29
	1014	29

Parts No.	Fig. No.	No.
50006-64390	1014	1
	1014	1
	1014	1
	1014	1
50006-64400	1014	21
	1014	21
50006-64410	1014	21
	1014	24
	1014	24
	1014	24
50006-76180	5064	1-3
	5064	1-3
50006-76190	5064	1-3
	5064	1-3
50006-76210	5064	1-3
	5064	1-3
50006-76220	5064	1-3
	5064	3-2
50006-76240	5064	3-2
	5064	3-2
50006-76250	5064	3-2
	5064	3-2
50006-76270	5064	3-2
	5064	3-2
50006-83080	1010	1-5
	1010	1-5
50006-83090	1010	1
	1010	1
50006-83100	1010	1
	1012	0-5
50006-83110	1012	0-5
	1012	0-5
50006-83120	1012	1
	1012	3
50006-83130	1012	3
	1012	1
50006-83140	1012	1
	1012	3
50006-83680	1014	1
	1014	1
50006-83681	1014	1-1
	1014	1-1
50006-83690	1014	1
	1014	1
50006-83691	1014	1-1
	1014	1-1
50006-83700	1014	1
	1014	1
50006-83701	1014	1-1
	1014	1-1

Parts No.	Fig. No.	No.
50006-83720	1012	35
	1014	18
50006-83750	1014	18
	1014	18
50006-83760	1014	18
	1014	18
50006-83770	1014	18
	1014	18
50006-83790	4895	6
	1014	18
50006-83890	1014	18
	1014	18
50006-83940	1313	25
	5013	1-2
50006-84130	5013	1
	5013	1-1
50006-84650	1010	1-3
	1010	1
50006-84660	1010	1-3
	1010	1-3
50006-84670	1014	1
	1014	18
50006-84680	1014	18
	1551	0
50006-84750	1551	0
	1551	0
50006-84760	1551	0
	1551	0
50006-84780	1551	19
	1551	19
50006-84790	1551	19
	1551	19
50006-84800	1010	1-3
	1093	1-1
50006-91510	1093	1-1
	1093	1-2
50006-91511	1093	1-2
	1011	24
50006-91670	1011	24
	1093	7-1
50006-94810	1093	7-1
	1093	7-1
50006-94820	1093	7-1
	1093	7-1



## PARTS INDEX

Parts No.	Fig. No.	No.
52001-12061	2063	1-1
52001-12070	2063	1
52001-12071	2063	1-1
52001-12080	2063	1
52001-12081	2063	1-1
52001-12250	2063	1
52001-12251	2063	1-1
52001-12260	2063	1
52001-12261	2063	1-1
52001-12270	2063	1
52001-12271	2063	1-1
52001-12280	2063	1
52001-12281	2063	1-1
52001-12290	2063	1
52001-12291	2063	1-1
52001-12300	2063	1
52001-12301	2063	1-1
52001-12310	2063	1
52001-12311	2063	1-1
52001-12320	2063	1
52001-12321	2063	1-1
52001-12330	2063	1
52001-12331	2063	1-1
52001-12340	2063	1
52001-12341	2063	1-1
52001-12350	2063	1
52001-12351	2063	1-1
52001-12360	2063	1
52001-12361	2063	1-1
52001-12390	2064	3
52001-12400	2064	3
52001-12410	2064	3
52001-12420	2064	3
52001-12430	2064	3
52001-12440	2064	3
52001-12450	2064	3
52001-12460	2064	3
52001-12470	2064	3
52001-12480	2064	3
52001-12490	2064	3

Parts No.	Fig. No.	No.
52001-12500	2064	3
52001-12670	2064	3
52001-12680	2064	3
52001-12690	2064	3
52001-12700	2064	3
52001-12710	2064	3
52001-12720	2064	3
52001-12730	2064	3
52001-12740	2064	3
52001-12750	2064	3
52001-12760	2064	3
52001-12770	2064	3
52001-12780	2064	3
52001-14940	2161	1
52001-14941	2161	1-1
52001-14942	2161	1-2
52001-14950	2161	1
52001-14951	2161	1-1
52001-14952	2161	1-2
52001-14960	2161	1
52001-14961	2161	1-1
52001-14962	2161	1-2
52001-14970	2161	1
52001-14971	2161	1-1
52001-14972	2161	1-2
52001-14980	2161	1
52001-14981	2161	1-1
52001-14982	2161	1-2
52001-14990	2161	1
52001-14991	2161	1-1
52001-14992	2161	1-2
52001-15000	2161	1
52001-15001	2161	1-1
52001-15002	2161	1-2
52001-15010	2161	1
52001-15011	2161	1-1
52001-15012	2161	1-2
52001-15020	2161	1
52001-15021	2161	1-1
52001-15022	2161	1-2

Parts No.	Fig. No.	No.
52001-15030	2161	1
52001-15031	2161	1-1
52001-15032	2161	1-2
52001-15033	2161	1-3
52001-15040	2161	1
52001-15041	2161	1-1
52001-15042	2161	1-2
52001-15043	2161	1-3
52001-15044	2161	1-4
52001-15050	2161	1
52001-15051	2161	1-1
52001-15052	2161	1-2
52001-15053	2161	1-3
52001-15060	2161	1
52001-15061	2161	1-1
52001-15062	2161	1-2
52001-15063	2161	1-3
52001-15070	2161	1
52001-15071	2161	1-1
52001-15072	2161	1-2
52001-15080	2161	1
52001-15081	2161	1-1
52001-15082	2161	1-2
52001-15090	2161	1
52001-15091	2161	1-1
52001-15092	2161	1-2
52001-15100	2161	1
52001-15101	2161	1-1
52001-15102	2161	1-2
52001-15120	2161	1
52001-15121	2161	1-1
52001-15122	2161	1-2
52001-15130	2161	1
52001-15131	2161	1-1
52001-15132	2161	1-2
52001-15140	2161	1
52001-15141	2161	1-1
52001-15142	2161	1-2
52001-15150	2161	1
52001-15151	2161	1-1

Parts No.	Fig. No.	No.
52001-15160	2161	1
52001-15161	2161	1-1
52001-15162	2161	1-2
52001-15170	2161	1
52001-15171	2161	1-1
52001-15172	2161	1-2
52001-15180	2161	1
52001-15181	2161	1-1
52001-15182	2161	1-2
52001-15190	2161	1
52001-15191	2161	1-1
52001-15192	2161	1-2
52001-15200	2161	1
52001-15201	2161	1-1
52001-15202	2161	1-2
52001-15203	2161	1-3
52001-15210	2161	1
52001-15211	2161	1-1
52001-15212	2161	1-2
52001-15213	2161	1-3
52001-15214	2161	1-4
52001-15220	2161	1
52001-15221	2161	1-1
52001-15222	2161	1-2
52001-15223	2161	1-3
52001-15230	2161	1
52001-15231	2161	1-1
52001-15232	2161	1-2
52001-15233	2161	1-3
52001-15240	2161	1
52001-15241	2161	1-1
52001-15242	2161	1-2
52001-15250	2161	1
52001-15251	2161	1-1
52001-15252	2161	1-2
52001-15260	2161	1
52001-15261	2161	1-1
52001-15262	2161	1-2
52001-15270	2161	1
52001-15271	2161	1-1

Parts No.	Fig. No.	No.
52001-15272	2161	1-2
52001-16061	2162	1
52001-16071	2162	1
52001-16081	2162	1
52001-16091	2162	1
52001-16101	2162	1
52001-16111	2162	1
52001-16121	2162	1
52001-16131	2162	1
52001-16141	2162	1
52001-16151	2162	1
52001-16161	2162	1
52001-16171	2162	1
52001-16181	2162	1
52001-16191	2162	1
52001-16201	2162	1
52001-16211	2162	1
52001-16221	2162	1
52001-16280	2162	9
52001-16290	2162	6
52001-16300	2163	1
52001-16301	2163	1-1
52001-16310	2163	1
52001-16311	2163	1-1
52001-16320	2163	1
52001-16321	2163	1-1
52001-16330	2163	1
52001-16331	2163	1-1
52001-16340	2163	1
52001-16341	2163	1-1
52001-16350	2163	1
52001-16351	2163	1-1
52001-16360	2163	1
52001-16361	2163	1-1
52001-16370	2163	1
52001-16371	2163	1-1
52001-16380	2163	1
52001-16381	2163	1-1
52001-16390	2163	1
52001-16391	2163	1-1

Parts No.	Fig. No.	No.
52001-16400	2163	1
52001-16401	2163	1-1
52001-16410	2163	1
52001-16411	2163	1-1
52001-16420	2163	1
52001-16421	2163	1-1
52001-16430	2163	1
52001-16431	2163	1-1
52001-16440	2163	1
52001-16441	2163	1-1
52001-16450	2163	1
52001-16451	2163	1-1
52001-16460	2163	1
52001-16461	2163	1-1
52001-17220	2158	9
	2158	9
52001-17260	2158	17
	2158	12
	2158	17
	2158	12
	2158	12
52001-17610	3620	1
52001-17620	3620	1
52001-17621	3620	1-1
52001-17630	3620	1
52001-17631	3620	1-1
52001-17770	3620	1
52001-17780	3620	1
52001-17781	3620	1-1
52001-17790	3620	1
52001-17791	3620	1-1
52001-19081	2261	1
52001-19091	2261	1
52001-19101	2261	1
52001-19111	2261	1
52001-19121	2261	1
52001-19131	2261	1
52001-19141	2261	1
52001-19151	2261	1
52001-19161	2261	1

# PARTS INDEX

Parts No.	Fig. No.	No.
52001-19171	2261	1
52001-19181	2261	1
52001-19191	2261	1
52001-19990	2263	3
52001-19991	2263	3-1
52001-20000	2263	3
52001-20001	2263	3-1
52001-20010	2263	3
52001-20011	2263	3-1
52001-20020	2263	3
52001-20021	2263	3-1
52001-20030	2263	3
52001-20031	2263	3-1
52001-20040	2263	3
52001-20041	2263	3-1
52001-20050	2263	3
52001-20051	2263	3-1
52001-20060	2263	3
52001-20061	2263	3-1
52001-20070	2263	3
52001-20071	2263	3-1
52001-20080	2263	3
52001-20081	2263	3-1
52001-20090	2263	3
52001-20091	2263	3-1
52001-20100	2263	3
52001-20101	2263	3-1
52001-20401	2261	1
52001-20411	2261	1
52001-20421	2261	1
52001-20431	2261	1
52001-20441	2261	1
52001-20451	2261	1
52001-20461	2261	1
52001-20471	2261	1
52001-20481	2261	1
52001-20491	2261	1
52001-20501	2261	1
52001-20511	2261	1
52001-21260	3620	1

Parts No.	Fig. No.	No.
52001-21261	3620	1-1
52001-21280	3620	1
52001-21281	3620	1-1
52001-21282	3620	1-2
52001-21300	3620	1
52001-21301	3620	1-1
52001-21302	3620	1-2
52001-21340	2061	11
52001-22480	2263	3
52001-22481	2263	3-1
52001-22490	2263	3
52001-22491	2263	3-1
52001-22500	2263	3
52001-22501	2263	3-1
52001-22510	2263	3
52001-22511	2263	3-1
52001-22520	2263	3
52001-22521	2263	3-1
52001-22530	2263	3
52001-22531	2263	3-1
52001-22540	2263	3
52001-22541	2263	3-1
52001-22550	2263	3
52001-22551	2263	3-1
52001-22560	2263	3
52001-22561	2263	3-1
52001-22570	2263	3
52001-22571	2263	3-1
52001-22580	2263	3
52001-22581	2263	3-1
52001-22590	2263	3
52001-22591	2263	3-1
52001-25170	2080	12
	6000	8
	2080	12
	2080	12
	2080	12
	2080	12
	2080	12
	2080	12
	2080	12
	2080	12
	2080	12
52001-25200	6000	7

Parts No.	Fig. No.	No.
52001-26890	2064	3
52001-26900	2064	3
52001-26910	2064	3
52001-26920	2064	3
52001-26930	2064	3
52001-26940	2064	3
52001-26950	2064	3
52001-26960	2064	3
52001-26970	2064	3
52001-26980	2064	3
52001-26990	2064	3
52001-27000	2064	3
52001-27010	2064	3
52001-27020	2064	3
52001-27030	2064	3
52001-27040	2064	3
52001-27050	2064	3
52001-27060	2064	3
52001-27070	2064	3
52001-27080	2064	3
52001-27090	2064	3
52001-27100	2064	3
52001-27110	2064	3
52001-27120	2064	3
52001-28550	2180	13
	6000	8
52001-48970	3640	1
52001-48971	3640	1-1
52001-67940	2080	13
	2080	13
	2080	13
	2080	13
52001-73620	3630	1
52001-79120	2080	4-1
	2080	4-1
52001-93500	2164	9-1
52001-93510	2164	9-1
52001-93520	2164	9-1

Parts No.	Fig. No.	No.
52001-93540	2164	9-1
52001-93550	2164	9-1
52001-93560	2164	9-1
52001-93570	2164	9-1
52001-93580	2164	9-1
52001-93590	2164	9-1
52001-93600	2164	9-1
52001-93610	2164	9-1
52001-93620	2164	9-1
52001-93630	2164	9-1
52001-93640	2164	9-1
52001-93650	2164	9-1
52001-93670	2164	9-1
52001-93680	2164	9-1
52001-93690	2164	9-1
52001-93700	2164	9-1
52001-93710	2164	9-1
52001-93720	2164	9-1
52001-93730	2164	9-1
52001-93740	2164	9-1
52001-93750	2164	9-1
52001-93760	2164	9-1
52001-93770	2164	9-1
52001-93780	2164	9-1
52001-93790	2164	9-1
52001-93800	2164	9-1
52001-93810	2164	9-1
52001-97370	2164	9-1
52002-03670	2159	5
	2159	5-1
	2159	5-1
52002-07530	3630	1
52002-27670	1093	16
	1093	16
52002-52980	2061	7-1
52002-53010	2061	11-1
52002-68730	1240	1
52003-56350	3630	1
52003-91320	2080	5-1
	2080	5

Parts No.	Fig. No.	No.
52003-91320	2080	5-1
	2080	5-1
52003-93170	3630	1
52004-31630	2061	2
	2161	11
	2061	2
	2261	2
52004-36660	2170	15
	2170	15
52004-36670	2170	17
	2170	17
52004-36680	2170	16
	2170	16
52004-37430	2170	4
	2170	4
52004-49830	2080	3-1
	2080	3-1
	2080	3
	2080	3-1
52004-69200	2280	22-1
	6000	16-1
	6000	21-1
	2180	22-1
52004-69210	2180	38
	2280	40
52004-74520	2180	27-1
	2280	29-1
52004-86380	2162	1-1
52004-86390	2162	1-1
52004-86400	2162	1-1
52004-86410	2162	1-1
52004-86420	2162	1-1
52004-86430	2162	1-1
52004-86440	2162	1-1
52004-86450	2162	1-1
52004-86460	2162	1-1
52004-86470	2162	1-1
52004-86480	2162	1-1
52004-86490	2162	1-1
52004-86500	2162	1-1

Parts No.	Fig. No.	No.
52004-86510	2162	1-1
52004-86520	2162	1-1
52004-86530	2162	1-1
52004-86540	2162	1-1
52004-89030	3630	1
52005-58640	3630	1
52006-06340	3630	1
52006-19240	2170	9
	2170	9
52006-22550	2170	18
	2170	18
52006-23950	6011	3-1
52006-26760	2061	7
52006-26770	2061	8
52006-26780	2061	9
52006-26800	2061	10
52006-26810	2061	11
52006-27002	2064	3
52006-27020	2061	25
52006-28343	3620	1
52006-28550	3620	3
52006-28570	3620	8
52006-28600	3620	10
52006-28610	3620	10
52006-28650	3640	1
52006-29050	2064	6
52006-29060	2064	6
52006-29070	2064	6
52006-29080	2064	6
52006-29090	2064	6
52006-29100	2064	6
52006-29110	2064	6
52006-29213	2061	1
52006-29214	2061	1-1
52006-29223	2061	1
52006-29224	2061	1-1
52006-29233	2061	1
52006-29234	2061	1-1
52006-29243	2061	1
52006-29244	2061	1-1

## PARTS INDEX

Parts No.	Fig. No.	No.
52006-29253	2061	1
52006-29254	2061	1-1
52006-29263	2061	1
52006-29264	2061	1-1
52006-29273	2061	1
52006-29274	2061	1-1
52006-29281	2063	1
52006-29291	2063	1
52006-29301	2063	1
52006-29311	2063	1
52006-29321	2063	1
52006-29331	2063	1
52006-29341	2063	1
52006-33650	2080	7
52006-33660	2080	7
	6000	7
52006-33684	3620	1
52006-35540	2170	0
	2170	0
52006-56240	2061	12-1
	2061	13
	2161	16-1
	2261	14-1
52006-59860	2061	12-1
	2061	14
	2161	16-1
	2261	14-1
52006-59990	3640	1
52006-60000	3640	1
52006-60010	3640	1
52006-60020	3640	1
52006-60030	3640	1
52006-60040	3640	1
52006-60050	3640	1
52006-60060	3640	1
52006-60070	3640	1
52006-60080	3640	1
52006-60090	3640	1
52006-60100	3640	1
52006-60470	3640	1

Parts No.	Fig. No.	No.
52006-60480	3640	1
52006-60490	3640	1
52006-60500	3640	1
52006-60510	3640	1
52006-60520	3640	1
52006-60530	3640	1
52006-60540	3640	1
52006-60550	3640	1
52006-60560	3640	1
52006-60570	3640	1
52006-60580	3640	1
52006-60590	3640	1
52006-60600	3640	1
52006-62590	2080	14
	2080	14
	6000	8
52006-62591	2080	14-1
	2080	14-1
	6000	8-1
52006-64050	3630	1
52006-64060	2161	2-1
52006-66440	2080	15
	2080	15
52006-73810	2061	7-2
52007-17440	6011	3-1
52007-26390	2158	6-1
	2158	6-2
	2158	6-2
52007-85010	5471	4
	5472	4
52007-85430	5471	3
	5472	3
52007-98660	2061	8
52007-98670	2061	8
54000-02050	4877	5
	5000	9-1
	5000	9-1
	5000	9-1
	5000	9-1
	5000	9-1
54000-03490	6010	16-1

Parts No.	Fig. No.	No.
54000-12190	4823	14
	4823	7
	4823	14
54000-12890	4877	2
54000-13341	4823	13
54000-14100	4401	8
54000-14110	4401	9
54000-14120	4401	10
54000-14130	4401	11
54000-14160	4402	4
54000-14170	4402	5
54000-14180	4402	6
54000-14190	4402	7
54000-15480	4400	2
54000-15481	4400	2-1
54000-15491	4400	1
54000-15492	4400	1-1
54000-15494	4400	1-2
54000-15495	4400	1-3
54000-15496	4400	1-4
54000-15580	4410	13
54000-15590	4410	14
54000-15670	4402	1
54000-15671	4402	1-1
54000-15680	4402	2
54000-15781	4823	7
54000-15782	4823	7-1
54000-15783	4823	7-2
54000-15784	4823	7-3
54000-15785	4823	7-4
54000-15786	4823	7-5
54000-16070	4823	5
	4823	5
54000-17482	4403	1
54000-17483	4403	1-1
54000-18890	4862	11
	4862	11
54000-18900	4862	11
	4862	11
54000-19163	4851	1

Parts No.	Fig. No.	No.
54000-19165	4851	1-2
54000-19166	4851	1-3
54000-19173	4851	1
54000-19174	4851	1-1
54000-19175	4851	1-2
54000-19176	4851	1-3
54000-19351	4400	1
54000-19352	4400	1-1
54000-19354	4400	1-2
54000-19355	4400	1-3
54000-19356	4400	1-4
54000-19361	4400	1
54000-19362	4400	1-1
54000-19364	4400	1-2
54000-19365	4400	1-3
54000-19366	4400	1-4
54000-19371	4400	1
54000-19372	4400	1-1
54000-19374	4400	1-2
54000-19375	4400	1-3
54000-19376	4400	1-4
54000-19490	4400	2
	4400	2-1
54000-19601	4401	4
54000-19602	4401	4-1
54000-19610	4400	7
54000-19620	4402	3
54000-19630	4402	3
54000-20171	4410	1
54000-20172	4410	1-1
54000-20173	4410	1-2
54000-20181	4500	1
54000-20191	4500	1
54000-20412	4401	1
54000-20413	4401	1-1
54000-20414	4401	1-2
54000-20416	4401	1-3
54000-20417	4401	1-4
54000-20418	4401	1-5
54000-20422	4401	1

Parts No.	Fig. No.	No.
54000-20423	4401	1-1
54000-20424	4401	1-2
54000-20426	4401	1-3
54000-20427	4401	1-4
54000-20428	4401	1-5
54000-20432	4401	1
54000-20433	4401	1-1
54000-20434	4401	1-2
54000-20436	4401	1-3
54000-20442	4401	1
54000-20443	4401	1-1
54000-20444	4401	1-2
54000-20446	4401	1-3
54000-20447	4401	1-4
54000-20448	4401	1-5
54000-20691	4401	3
54000-20692	4401	3-1
54000-20731	4400	1
54000-20732	4400	1-1
54000-20734	4400	1-2
54000-20735	4400	1-3
54000-20736	4400	1-4
54000-20737	4400	1-5
54000-20991	4400	1
54000-20992	4400	1-1
54000-20994	4400	1-2
54000-20995	4400	1-3
54000-20996	4400	1-4
54000-20997	4400	1-5
54000-21191	4858	1
54000-21201	4858	1
54000-21210	4858	1
54000-21230	4858	2
54000-21341	4852	1
54000-21342	4852	1-1
	4852	1
54000-21351	4852	1
	4852	1
54000-21352	4852	1-1
54000-21361	4852	1

Parts No.	Fig. No.	No.
54000-21362	4852	1-1
	4852	1
54000-21371	4852	1
	4852	1
54000-21380	4858	2
54000-21390	4858	2
54000-21461	4852	1
54000-21471	4852	1
54000-22130	6010	18
54000-24800	4410	2
54000-26971	4852	4
	4852	5
54000-26981	4852	4
	4852	5
54000-26990	4852	5
54000-27050	4852	5
	4852	6
54000-27060	4852	5
	4852	6
54000-27070	4852	6
	4852	5
54000-27080	4852	6
54000-27090	4852	6
54000-29990	4823	13
	4823	13-1
54000-34650	4823	28
	4823	28
	4823	9
54000-42100	4861	19
	4861	16
	4861	16
54000-49550	4860	9-1
	4860	9
	4860	9
	4860	9
	4865	3-1
54000-51600	4401	6
	4401	6
	4401	6
54000-51610	4401	8

## PARTS INDEX

Parts No.	Fig. No.	No.
54000-51610	4401	8
	4401	8
54000-51650	4400	12
	4400	12
	4400	12
54000-51660	4400	13
	4400	13
	4400	13
54000-52010	4401	10
	4401	10
	4401	10
54000-57640	4400	10
	4400	10
	4400	10
54000-57650	4400	11
	4400	11
	4400	11
54000-59020	4823	29
54000-59030	4823	15-2
54000-61490	4410	1
54000-63670	6010	18-2
	6010	18
54000-65190	4401	11
	4401	11
	4401	11
54000-65200	4401	12
	4401	12
	4401	12
54000-65360	4401	1-4
54000-65361	4401	1-5
54000-65362	4401	1-6
54000-65370	4401	1-4
54000-65371	4401	1-5
54000-65372	4401	1-6
54000-66890	4823	1-3
54000-66891	4823	1-4
54000-67541	4400	2
	4400	2
	4400	2
54000-67550	4400	8

Parts No.	Fig. No.	No.
54000-67550	4400	8
	4400	8
54000-67562	4401	3
54000-67572	4401	4
54000-68260	4860	1
54000-69180	6011	1-1
54000-71102	4403	1
54000-71250	4400	7
54000-72990	4861	15
54000-73040	4823	7
54000-73041	4823	7-1
54000-73042	4823	7-2
54000-73043	4823	7-3
54000-73044	4823	7-4
54000-74980	5700	1
54000-81030	4823	7
54000-81031	4823	7-1
54000-81032	4823	7-2
54000-81100	4823	7
54000-81101	4823	7-1
54000-81102	4823	7-2
54000-81103	4823	7-3
54000-81400	4823	7
	4823	7
54000-81410	4823	7
54000-81411	4823	7-1
	4823	7
	4823	7
54000-81420	4823	7
	4823	7
54000-81421	4823	7-1
54000-81430	4823	7
54000-81431	4823	7-1
	4823	7
54000-81432	4823	7-2
54000-81460	4823	1
54000-81490	4851	1-4
54000-81500	4851	1-4
54000-81850	4823	1-5
	4823	1
54000-81861	4823	1

Parts No.	Fig. No.	No.
54000-81870	4823	1-5
54000-81871	4823	1-6
54000-82490	4852	4
	4852	5
54000-82540	4852	5
	4852	6
54000-82550	4852	6-1
	4852	5
	4852	5-1
	4852	6
54000-82751	4400	8
	4400	8
54000-85252	4401	1
54000-85282	4400	1
54000-85283	4400	1-1
54000-85380	4852	4
	4852	4-1
	4852	5
	4852	5-1
54000-85390	4852	5
	4852	6
54000-88410	4851	2
54000-88471	4861	25
	4861	18
54000-88472	4861	25-1
	4861	18-1
54000-88473	4861	25-2
	4861	18-2
54000-88530	4861	21
	4861	15
54000-89320	4825	1
54000-89321	4825	1-1
54000-89322	4825	1-2
54000-89331	4825	4
54000-89350	4825	16
54000-89360	4825	2
54000-91221	4401	1
54000-91231	4401	1
54000-91232	4401	1-1
54000-93210	4541	2

Parts No.	Fig. No.	No.
54000-93221	4541	2
	4541	2
54000-93230	4541	1
54000-93231	4541	1-1
54000-93232	4541	1
54000-93250	4541	1
54000-93251	4541	1-1
54000-93252	4541	1
54000-93350	4541	13
	4541	13
54000-93351	4541	13-1
	4541	13
	4541	13-1
	4541	13
54000-95600	5000	10
	5000	10
54000-96912	4823	1
54001-01230	4400	10
54001-03020	4400	14
	4400	14
54001-03031	4400	6
54001-03120	6011	1
54001-05510	4400	1-4
54001-05520	4400	1-4
54001-05530	4400	1-5
54001-05550	4400	1-4
54001-05560	4400	1-4
54001-05570	4400	1-5
54001-05610	4401	1-6
54001-05620	4401	1-5
54001-05630	4401	1-6
54001-05640	4401	1-5
54001-11220	4810	2
54001-12580	4862	1
54001-12581	4862	1-1
54001-12582	4862	1-2
54001-12583	4862	1-3
54001-14240	4400	1
54001-14241	4400	1-1
54001-14260	4400	1

Parts No.	Fig. No.	No.
54001-14261	4400	1-1
54001-14280	4400	1
54001-14281	4400	1-1
54001-15010	4401	1
54001-15030	4401	1
54001-15050	4401	1
54001-16940	4852	6
	4852	5
54001-16950	4852	5
	4852	6
54001-17150	4400	1
54001-17151	4400	1-1
54001-17170	4400	1
54001-17171	4400	1-1
54001-17190	4400	1
54001-17191	4400	1-1
54001-17210	4400	1
54001-17211	4400	1-1
54001-17220	4400	19
54001-17250	4500	1
54001-17280	4851	1
54001-17300	4851	1
54001-17320	4851	1
54001-18791	4400	14
54001-20240	4865	3-2
54001-20730	4825	1
54001-20731	4825	1-1
54001-20732	4825	1-2
54001-20740	4825	1
54001-20741	4825	1-1
54001-20742	4825	1-2
54001-20750	4825	1
54001-20751	4825	1-1
54001-20752	4825	1-2
54001-21460	4852	1
54001-21740	4862	1
54001-21741	4862	1-1
54001-21742	4862	1-2
54001-21750	4862	1
54001-21751	4862	1-1

Parts No.	Fig. No.	No.
54001-21752	4862	1-2
54001-21753	4862	1-3
54001-23090	4401	3
	4401	3
54001-23100	4401	4
	4401	4
54001-23111	4403	1
	4403	1
54001-23172	4400	6
	4400	6
54001-23173	4400	6-1
54001-23182	4400	6
54001-23183	4400	6-1
54001-23391	4851	1
54001-23394	4851	1
54001-23395	4851	1-1
54001-25090	4400	6-1
54001-26250	4400	1
54001-26251	4400	1
54001-26260	4400	1
54001-26261	4400	1
54001-26320	4851	1
54001-26323	4851	1
54001-26324	4851	1-1
54001-26420	4852	5
54001-26510	4401	1
54001-26550	4810	1
	4810	1
54001-26560	4810	1
	4810	1
54001-26570	4810	17
	4810	17
54001-26630	4852	6
54001-26640	4401	3
	4401	3
54001-26650	4401	4
	4401	4
54001-26691	4500	1
54001-26693	4500	1
54001-26694	4500	1-1

## PARTS INDEX

Parts No.	Fig. No.	No.
54001-26695	4500	1-2
54001-26696	4500	1-3
54001-26697	4500	1-4
54001-26698	4500	1-5
54001-26701	4500	1
54001-26703	4500	1
54001-26704	4500	1-1
54001-26705	4500	1-2
54001-26706	4500	1-3
54001-26707	4500	1-4
54001-26708	4500	1-5
54001-26890	4862	1
54001-26891	4862	1-1
54001-26892	4862	1-2
54001-29360	4824	1
54001-29370	4824	3
54001-33490	4810	1
54001-33500	4810	1
54001-33510	4810	16
54001-33840	4862	11
	4862	11
54001-34040	4851	1
54001-34041	4851	1-1
54001-34042	4851	1-2
54001-34043	4851	1-3
54001-34060	4851	1
54001-34061	4851	1-1
54001-34062	4851	1-2
54001-34063	4851	1-3
54001-34080	4851	1
54001-34081	4851	1-1
54001-34082	4851	1-2
54001-34083	4851	1-3
54001-34084	4851	1-4
54001-34100	4851	1
54001-34101	4851	1-1
54001-34102	4851	1-2
54001-34103	4851	1-3
54001-34104	4851	1-4
54001-34520	4400	1

Parts No.	Fig. No.	No.
54001-34530	4400	1
54001-34550	4400	1
54001-34560	4400	1
54001-34580	4400	1
54001-34590	4400	1
54001-34600	4401	1
54001-34610	4401	1
54001-34611	4401	1-1
54001-35121	4500	1
54001-35122	4500	1-1
54001-35123	4500	1-2
54001-35124	4500	1-3
54001-35125	4500	1-4
54001-35126	4500	1-5
54001-35131	4500	1
54001-35132	4500	1-1
54001-35133	4500	1-2
54001-35134	4500	1-3
54001-35135	4500	1-4
54001-35136	4500	1-5
54001-35430	4862	10
	4862	10
54001-35440	4862	10
	4862	10
54001-37660	4401	1
54001-37670	4401	1
54001-37671	4401	1-1
54001-37720	4401	1
54001-37730	4401	1
54001-37731	4401	1-1
54001-44160	4824	1-1
54001-44161	4824	1-2
54001-44170	4824	1-1
54001-44171	4824	1-2
54001-44180	4824	1-1
54001-44181	4824	1-2
54001-44190	4824	3-1
54001-44200	4824	3-1
54001-44210	4824	3-1
54001-50971	4500	1

Parts No.	Fig. No.	No.
54001-50972	4500	1-1
54001-50973	4500	1-2
54001-50974	4500	1-3
54001-50975	4500	1-4
54001-50976	4500	1-5
54001-50981	4500	1
54001-50982	4500	1-1
54001-50983	4500	1-2
54001-50984	4500	1-3
54001-50985	4500	1-4
54001-50986	4500	1-5
54001-50991	4500	1
54001-50992	4500	1-1
54001-50993	4500	1-2
54001-50994	4500	1-3
54001-50995	4500	1-4
54001-50996	4500	1-5
54001-51001	4500	1
54001-51002	4500	1-1
54001-51003	4500	1-2
54001-51004	4500	1-3
54001-51005	4500	1-4
54001-51006	4500	1-5
54001-51620	4865	2-1
54001-51630	4865	2-1
54001-58190	4861	15-1
54001-60000	4824	12
54001-60170	4824	1-2
54001-60180	4824	1-2
54001-60190	4824	1-2
54001-62840	6011	1-1
54001-62850	6011	1-1
54001-63150	6011	1-1
54001-63170	6011	1-2
54001-68660	4401	1-1
54001-68670	4401	1-2
54001-68680	4401	1-1
54001-68690	4401	1-2
54001-68700	4401	1-1
54001-68710	4401	1-2

Parts No.	Fig. No.	No.
54001-68730	4401	1-2
54001-68810	4400	1-1
54001-68811	4400	1-2
54001-68820	4400	1-1
54001-68821	4400	1-2
54001-68840	4400	1-1
54001-68841	4400	1-2
54001-68850	4400	1-1
54001-68851	4400	1-2
54001-68870	4400	1-1
54001-68871	4400	1-2
54001-68880	4400	1-1
54001-68881	4400	1-2
54001-68900	4400	1-1
54001-68901	4400	1-2
54001-68910	4400	1-1
54001-68911	4400	1-2
54001-74780	4401	1-2
54001-74781	4401	1-3
54001-74782	4401	1-4
54001-74790	4401	1-3
54001-74791	4401	1-4
54001-74792	4401	1-5
54001-74800	4401	1-2
54001-74801	4401	1-3
54001-74802	4401	1-4
54001-74810	4401	1-3
54001-74811	4401	1-4
54001-74812	4401	1-5
54001-74820	4401	1-2
54001-74821	4401	1-3
54001-74822	4401	1-4
54001-74830	4401	1-3
54001-74831	4401	1-4
54001-74832	4401	1-5
54001-74840	4401	1-2
54001-74841	4401	1-3
54001-74842	4401	1-4
54001-74850	4401	1-3
54001-74851	4401	1-4

Parts No.	Fig. No.	No.
54001-74852	4401	1-5
54001-74860	4400	1-4
54001-74861	4400	1-5
54001-74862	4400	1-6
54001-74863	4400	1-7
54001-74870	4400	1-3
54001-74880	4400	1-3
54001-74881	4400	1-4
54001-74882	4400	1-5
54001-74883	4400	1-6
54001-74890	4400	1-4
54001-74891	4400	1-5
54001-74892	4400	1-6
54001-74893	4400	1-7
54001-74900	4400	1-3
54001-74910	4400	1-3
54001-74911	4400	1-4
54001-74912	4400	1-5
54001-74913	4400	1-6
54001-74920	4400	1-4
54001-74921	4400	1-5
54001-74922	4400	1-6
54001-74923	4400	1-7
54001-74930	4400	1-3
54001-74940	4400	1-3
54001-74941	4400	1-4
54001-74942	4400	1-5
54001-74943	4400	1-6
54001-74950	4400	1-4
54001-74951	4400	1-5
54001-74952	4400	1-6
54001-74953	4400	1-7
54001-74960	4400	1-3
54001-74970	4400	1-3
54001-74971	4400	1-4
54001-74972	4400	1-5
54001-74973	4400	1-6
54001-78700	5473	9-1
54001-78710	5473	9-1
54001-83930	4400	6-2

Parts No.	Fig. No.	No.
54001-83940	4400	6-2
56000-02210	4072	1
56000-02211	4072	1-1
56000-02220	4072	1
56000-02221	4072	1-1
56000-02230	4072	1
56000-02231	4072	1-1
56000-02240	4072	1
56000-02241	4072	1-1
56000-02250	4072	1
56000-02251	4072	1-1
56000-02260	4072	1
56000-02261	4072	1-1
56000-02270	4072	1
56000-02271	4072	1-1
56000-02280	4072	1
56000-02281	4072	1-1
56000-02290	4072	1
56000-02291	4072	1-1
56000-02300	4072	1
56000-02301	4072	1-1
56000-13560	4072	21-1
	4072	21
	4072	21
56000-13570	4072	21-1
	4072	21
	4072	21
56000-13580	4072	21-1
	4072	21
	4072	21
56000-13620	4072	4-1
	4072	4
	4072	4
	4072	4
	4072	4
56000-13630	4072	4
	4072	4-1
	4072	4

## PARTS INDEX

Parts No.	Fig. No.	No.
56000-13630	4072	4
	4072	4
	4072	4
	4072	4
56000-15000	4072	1
56000-15990	4072	1
56000-19440	4072	1
56000-19450	4072	1
56000-19470	4072	1
56000-19480	4072	1
56000-19490	4072	1
56000-19500	4072	1
56000-19510	4072	20
	4072	20
56000-19590	4072	1
56000-19600	4072	1
56000-19610	4072	1
56000-19620	4072	1
56000-19630	4072	20
	4072	20
56000-19680	4072	1
56000-19690	4072	1
56000-19700	4072	1
56000-19710	4072	1
56000-19720	4072	1
56000-19730	4072	1
56000-19750	4072	1
56000-19760	4072	1
56000-19770	4072	1
56000-19780	4072	1
56000-19790	4072	1
56000-19800	4072	1
56000-19810	4072	20
	4072	20
56000-19820	4072	20
	4072	20
56000-19830	4072	20
	4072	20
56000-20350	4072	1

Parts No.	Fig. No.	No.
56000-20360	4072	1
56000-20370	4072	1
56000-20380	4072	1
56000-20440	4072	1
70000-02070	1500	11-1
	1500	6
70000-02190	1240	3-1
	1240	3
70000-02200	1140	3
	1140	3
70000-02220	1140	3
	1140	3
70000-02240	1140	9
70000-02250	1140	9
70000-02290	1140	9
70000-02300	1140	8
70000-02540	4400	9
	4400	9
	4402	8
70000-03690	4823	8
70000-06500	1014	31
	1014	8-1
	1014	8
	1014	34
	1014	13
	1014	8
	1014	13-1
	1014	13
	1014	8-1
	1014	34
	1014	31
	1014	13
	1014	8
	1014	13-1
	1014	13
	1014	8
	1014	35
	1014	35
	1014	32
	1014	32

Parts No.	Fig. No.	No.
70000-06540	1014	14-1
	1014	14
	1014	9-1
	1014	9
	1014	14-1
	1014	14
	1014	9-1
	1011	10-1
	1014	9
70000-06942	4541	6
	4541	6
	4541	6
	4541	6
70000-07780	2053	1
70000-07790	2053	1
70000-07800	2053	1
70000-07810	2053	1
70000-07820	2053	1
70000-07830	2053	1
70000-07840	2053	1
70000-07850	2053	1
70000-07860	2053	1
70000-07870	2053	1
70000-07880	2053	1
70000-07890	2053	1
70000-07900	2053	1
70000-08140	2153	2
70000-08150	2153	2
70000-08160	2153	2
70000-08170	2153	2
70000-08180	2153	2
70000-08190	2153	2
70000-08200	2153	2
70000-08210	2153	2
70000-08220	2153	2
70000-08230	2153	2
70000-08240	2153	2
70000-08250	2153	2
70000-08260	2153	2
70000-08370	2153	1

Parts No.	Fig. No.	No.
70000-08390	2153	1
70000-08400	2153	1
70000-08410	2153	1
70000-08420	2153	1
70000-08430	2153	1
70000-08440	2153	1
70000-08450	2153	1
70000-08460	2153	1
70000-08470	2153	1
70000-08480	2153	1
70000-08490	2153	1
70000-08580	2053	2
70000-08590	2053	2
70000-08600	2053	2
70000-08610	2053	2
70000-08620	2053	2
70000-08630	2053	2
70000-08640	2053	2
70000-08650	2053	2
70000-08660	2053	2
70000-08670	2053	2
70000-08680	2053	2
70000-08690	2053	2
70000-08700	2053	2
70000-08940	2153	4
70000-08950	2153	4
70000-08960	2153	4
70000-08970	2153	4
70000-08980	2153	4
70000-08990	2153	4
70000-09000	2153	4
70000-09010	2153	4
70000-09020	2153	4
70000-09030	2153	4
70000-09040	2153	4
70000-09050	2153	4
70000-09060	2153	4
70000-09150	2153	3
70000-09160	2153	3
70000-09170	2153	3

Parts No.	Fig. No.	No.
70000-09180	2153	3
70000-09190	2153	3
70000-09200	2153	3
70000-09210	2153	3
70000-09220	2153	3
70000-09230	2153	3
70000-09240	2153	3
70000-09250	2153	3
70000-09260	2153	3
70000-09270	2153	3
70000-09400	1012	36
	1012	37
70000-10390	2053	3
70000-10400	2053	3
70000-10410	2053	3
70000-10420	2053	3
70000-10430	2053	3
70000-10440	2053	3
70000-10450	2053	3
70000-10460	2053	3
70000-10470	2053	3
70000-10480	2053	3
70000-10490	2053	3
70000-10500	2053	3
70000-10510	2053	3
70000-10750	2153	5
70000-10760	2153	5
70000-10770	2153	5
70000-10780	2153	5
70000-10790	2153	5
70000-10800	2153	5
70000-10810	2153	5
70000-10820	2153	5
70000-10830	2153	5
70000-10840	2153	5
70000-10850	2153	5
70000-10860	2153	5
70000-10870	2153	5
70000-12450	1350	20
70000-12510	4861	20

Parts No.	Fig. No.	No.
70000-12510	4861	17
	4861	17
	4877	2
	4877	2-1
	5000	13
	5000	13
	5000	13
	5000	13
70000-14340	1520	1
70000-14350	1520	1
70000-14370	1520	1
70000-14380	1520	1
70000-14580	2159	5
	2159	5
70000-15590	1313	16
	4073	1
70000-15600	1313	17
	4073	2
70000-16250	3620	5
	3620	5
	3620	5
70000-16280	3620	5
	3620	5
	3620	5
70000-16930	4410	5
70000-17450	4800	1
70000-17460	4800	1
70000-17470	4800	1
70000-17480	4800	1
70000-17510	4800	1
70000-17520	4800	1
70000-17530	4800	1
70000-17540	4800	1
70000-17690	4800	1
70000-17700	4800	1
70000-17710	4800	1
70000-17720	4800	1
70000-17750	4800	1
70000-17760	4800	1
70000-17770	4800	1



## PARTS INDEX

Parts No.	Fig. No.	No.
70000-17780	4800	1
70000-17830	4800	1
70000-17840	4800	1
70000-17850	4800	1
70000-17860	4800	1
70000-17870	4800	1
70000-17880	4800	1
70000-17890	4800	1
70000-17900	4800	1
70000-17930	4800	1
70000-17940	4800	1
70000-17970	4800	1
70000-17980	4800	1
70000-18040	4800	1
70000-18050	4800	1
70000-18110	4800	1
70000-18120	4800	1
70000-18180	4800	1
70000-18190	4800	1
70000-18200	4800	1
70000-18210	4800	1
70000-18230	4800	1
70000-18240	4800	1
70000-18250	4800	1
70000-18260	4800	1
70000-18280	4800	1
70000-18290	4800	1
70000-18300	4800	1
70000-18310	4800	1
70000-18350	4800	1
70000-18360	4800	1
70000-18370	4800	1
70000-18380	4800	1
70000-21450	1134	1
70000-21460	1134	2
70000-21540	4861	11
70000-21541	4861	4-1
70000-22110	1350	26
	4420	1
70000-23580	4811	1

Parts No.	Fig. No.	No.
70000-23590	4811	1
70000-23600	4811	1
70000-23610	4811	1
70000-23630	4811	1
70000-23640	4811	1
70000-23650	4811	1
70000-23660	4811	1
70000-23670	4811	1
70000-23671	4811	1-1
70000-23680	4811	1
70000-23681	4811	1-1
70000-23690	4811	1
70000-24000	4877	1
	4877	1
70000-24001	4877	1-1
	4877	1-1
70000-24002	4877	1-2
	4877	1-2
70000-24020	4402	8
	4400	9
	4400	9
	4400	9
70000-24110	4410	12
70000-24741	1500	7
70000-24742	1500	7-1
70000-24743	1500	7-2
70000-24751	1500	8
70000-26510	4861	11
70000-26511	4861	4
70000-27670	1014	22
	1014	25
70000-27690	1060	12
	1060	14
	5000	4
70000-27710	5060	7-2
70000-27810	1012	20
70000-28400	3620	6-1
	3620	9
	3620	6-1
	3620	6-1

Parts No.	Fig. No.	No.
70000-28400	2061	12
70000-28430	1520	2
	1520	2
70000-28440	1520	2
	1520	2
70000-28750	1050	1
70000-28760	1050	1
70000-28770	1050	1
70000-28780	1050	1
70000-28790	1050	1
70000-28800	1050	1
70000-28810	1050	1
70000-28820	1050	1
70000-33810	1230	24-1
70000-41470	2254	1
	2054	1
	2054	1
	2254	1
70000-41500	2254	1
	2254	1
	2154	1
	2054	1
	2054	1
70000-41510	2154	1
70000-41560	2054	2
	2254	2
	2054	2
	2254	2
70000-41590	2054	2
	2054	2
	2154	2
	2254	2
70000-41600	2154	2
70000-41650	2054	1
	2054	1
	2254	1
	2254	1
70000-41680	2154	1
	2054	1

Parts No.	Fig. No.	No.
70000-41680	2254	1
	2254	1
70000-41690	2154	1
70000-41720	2054	2
	2054	2
	2254	2
	2254	2
70000-41750	2054	2
	2254	2
	2254	2
	2054	2
	2154	2
70000-41760	2154	2
70000-41790	2254	1
	2054	1
70000-41820	2254	1
	2054	1
	2154	1
70000-41830	2154	1
70000-41840	2054	2
	2254	2
70000-41870	2054	2
	2154	2
	2254	2
70000-41880	2154	2
70000-41890	2054	1
	2254	1
70000-41900	2254	1
70000-41920	2154	1
	2054	1
70000-41930	2154	1
70000-41940	2054	2
	2254	2
70000-41970	2054	2
	2154	2
	2254	2
70000-41980	2154	2
70000-42430	1310	1
70000-44360	1310	6
	1310	6

Parts No.	Fig. No.	No.
70000-44360	1310	6
70000-44370	1310	7
	1310	7
	1310	7
70000-44380	1310	8
	1310	8
	1310	8
70000-44390	1310	9
	1310	9
	1310	9
70000-44400	1310	10
	1310	10
	1310	10
70000-44410	1310	4
	1310	4
	1310	4
70000-45710	1350	26-1
	4420	1-1
70000-45711	1350	26-2
	4420	1-2
70000-46260	4072	24
	4072	24
	4072	24
	4071	15-1
70000-46900	1310	14
	1310	14
	1310	14
70000-46910	1310	16
	1310	16
	1310	16
70000-46920	1310	15
	1310	15
	1310	15
70000-47830	1140	3
70000-48930	1310	2
	1310	2
	1310	2
70000-48950	1140	4
70000-50700	2059	3
	2059	3

Parts No.	Fig. No.	No.
70000-50700	2059	3
70000-51530	4800	1
70000-51540	4800	1
70000-51570	4800	1
70000-51580	4800	1
70000-51590	4800	1
70000-51600	4800	1
70000-51610	4800	1
70000-51930	1341	8
	1551	24
	1551	24
	1341	7
	1551	24
70000-54050	1015	25
	1015	25
	1015	25
70000-56210	1551	4
	1551	4
	1551	4
	1551	4
70000-56230	1551	2-1
	1551	2
	1551	2-1
	1551	4
	1551	4
	1551	4
70000-56530	1551	2-1
70000-56760	4400	3
	4400	3
	4400	3
70000-56800	1510	2-2
	1510	2-1
70000-58780	1551	5
	1551	5
	1551	4-1
	1551	4-1
	1551	4
	1551	5
70000-59250	4071	22-1
	4071	10-1

## PARTS INDEX

Parts No.	Fig. No.	No.
70000-59250	4401	19
	4072	19
	4072	19
	4072	19
	4072	19
	4072	19
	4072	19
	4072	19
	4072	19
	4072	19
	4400	18
	4400	18
	4401	19
	4401	19
	4072	19
70000-60250	1140	3
70000-60270	4860	10
	4860	10
	4860	10
	4865	3-2
	4860	9-2
70000-62710	1134	6
70000-62821	3620	2
70000-63130	1134	3
70000-63140	1134	4
70000-63150	1134	10
70000-63160	1134	11
70000-63180	1134	3
70000-63190	1134	4
70000-63250	1134	12
70000-63260	1134	13
70000-63270	1134	14
70000-63280	1134	15
70000-63290	1134	20
70000-63300	1134	33
70000-63310	1134	34
70000-63320	1134	35
70000-63330	1134	36
70000-63340	1134	31
70000-63350	1134	29

Parts No.	Fig. No.	No.
70000-63360	1134	30
70000-63370	1134	39
70000-63380	1134	40
70000-63440	1134	6
70000-63450	1134	7
70000-65280	1015	3
	1015	3
	1015	3
	1015	3
70000-67510	2053	8
70000-70270	5101	7
	5101	7
70000-70300	4861	7
	4861	7
	4861	1
70000-70310	4889	11
	4889	11
70000-73700	6011	1-1
70000-74120	1140	2
70000-74130	1240	2
70000-74200	4852	8
	4852	7
70000-75340	1012	20-1
	1012	20
	1012	20
	1012	20
70000-78100	4071	15-1
	4072	24
	4072	24
	4072	24
70000-79760	4852	6
	4852	7
70000-86330	4889	13
	4889	13
70000-86340	4889	12
	4889	12
70000-86750	4400	3
	4400	3
70000-86860	4861	22
	4861	11
	4861	11

Parts No.	Fig. No.	No.
70000-86860	4861	11
70000-86870	4861	23
	4861	12
	4861	12
	4861	12
70000-86880	4861	24
	4861	13
	4861	13
	4861	13
70000-86890	4861	11
	4861	11
70000-86900	4861	12
	4861	12
70000-86910	4861	13
	4861	13
70000-86920	4861	9
	4861	10
	4861	9
	4861	10
	4861	9
	4861	10
70000-87040	4861	8
	4861	8
	4861	8
70000-87970	4861	4
70000-90630	4823	5
70000-91220	4825	23
70000-93120	5000	8
	5000	8
70000-93130	5000	8
	5000	8
70000-98960	5064	4-1
70000-98961	5064	4-2
70000-98970	5064	7
70001-03140	2064	3
70001-03150	2064	3
70001-05480	2163	2
	2061	15
	2063	2
	2161	7

Parts No.	Fig. No.	No.
70001-05480	2263	4
	3620	2
	3620	2
	3620	2
	2261	17
70001-06890	4861	4
70001-10200	4810	13
70001-10210	4810	13
70001-10360	4071	4-1
70001-17040	4851	9
	4851	9
	4851	9
	4851	9
70001-18190	4851	10
	4851	10
	4851	10
	4851	10
70001-20140	4825	11
70001-22470	4811	1
70001-23070	4861	26-1
	4861	19-1
70001-24720	4810	4
	4810	4
	4810	4
70001-25670	4824	6
70001-26220	4861	4
	4861	4
70001-27110	4824	4
70001-29300	4401	7
70001-30010	4861	4
70001-31820	5471	4-2
	5472	4-2
	6010	23-1
70001-32090	2053	1
70001-32100	2053	1
70001-32110	2053	1
70001-32120	2053	1
70001-32130	2053	1
70001-32140	2053	1

Parts No.	Fig. No.	No.
70001-32150	2053	1
70001-32160	2053	2
	2053	2
70001-32170	2053	2
	2053	2
70001-32180	2053	2
	2053	2
70001-32190	2053	2
	2053	2
70001-32200	2053	2
	2053	2
70001-32210	2053	2
	2053	2
70001-32220	2053	2
	2053	2
70001-32230	2053	3
	2053	3
70001-32240	2053	3
	2053	3
70001-32250	2053	3
	2053	3
70001-32260	2053	3
	2053	3
70001-32270	2053	3
	2053	3
70001-32280	2053	3
	2053	3
70001-32290	2053	3
	2053	3
70001-32300	2053	7
70001-32310	2053	7
	2053	7
70001-32320	1341	6
	1341	7
70001-32390	2061	17
	3620	2
	2063	2
70001-32400	2061	17
	2063	2
	3620	2

Parts No.	Fig. No.	No.
70001-32410	3620	2
	2061	17
	2063	2
70001-32420	3620	7
70001-32430	2064	1
70001-32440	2064	8
70001-33600	4824	11
70001-33650	4824	11
70001-33680	4824	11
70001-34150	5000	25
70001-34170	1310	1
	1310	1
	1310	1-1
70001-34950	1520	1
70001-34960	1520	1
70001-34980	1520	1
70001-34990	1520	1
70001-41380	2053	8
70001-42610	2053	9
70001-42620	2053	1
70001-42630	2053	1
70001-42640	2053	1
70001-42650	2053	1
70001-42660	2053	1
70001-42670	2053	1
70001-42680	2053	1
70001-47940	4823	30
70001-49480	4825	23-1
70001-49490	1093	19
	1093	19
70001-49500	1093	20
	1093	20
70001-49510	1093	21
	1093	21
70001-49520	1093	22
	1093	22
70001-49590	1093	23
	1093	23
70001-49600	1093	23
	1093	23



---

〔Reproduction prohibited〕

Printing : June 2010

Issued by: Nippon Yusoki Co.,Ltd.  
Edited by: Forklift business Dept.,  
Nippon Yusoki Co.,Ltd.

---

〔不許複製〕

2010年 6月 発行

発行 日本輸送機株式会社  
編集 日本輸送機株式会社  
カスタマーサポート部  
カスタマーサポート課

---

PRINTED IN JAPAN